

**THE BOARD OF SUPERVISORS OF THE COUNTY OF STANISLAUS
BOARD ACTION SUMMARY**

DEPT: Treasurer / Tax Collector

BOARD AGENDA: 5.B.12
AGENDA DATE: November 7, 2023

SUBJECT:

Acceptance of the Stanislaus County Treasury Pool September 2023 Monthly Investment Report


BOARD ACTION AS FOLLOWS:

RESOLUTION NO. 2023-0593

On motion of Supervisor Withrow Seconded by Supervisor Grewal
and approved by the following vote,
Ayes: Supervisors: Chiesa, Withrow, Grewal, and Chairman C. Condit
Noes: Supervisors: None
Excused or Absent: Supervisors: B. Condit
Abstaining: Supervisor: None

- 1) Approved as recommended
- 2) Denied
- 3) Approved as amended
- 4) Other:

MOTION:

ATTEST: 
ELIZABETH A. KING, Clerk of the Board of Supervisors

File No.

**THE BOARD OF SUPERVISORS OF THE COUNTY OF STANISLAUS
AGENDA ITEM**

DEPT: Treasurer / Tax Collector

BOARD AGENDA:5.B.12
AGENDA DATE: November 7, 2023

CONSENT:

CEO CONCURRENCE: YES

4/5 Vote Required: No

SUBJECT:

Acceptance of the Stanislaus County Treasury Pool September 2023 Monthly Investment Report

STAFF RECOMMENDATION:

1. Accept the September 2023 Investment Report for the Stanislaus County Treasury Pool.
2. Authorize the Chairman of the Board of Supervisors to sign on behalf of the Board that the report has been reviewed and accepted.

DISCUSSION:

On April 16, 1996, the Board of Supervisors enacted Code Sections 2.30.010 through 2.30.040. This provides for a comprehensive policy of investment delegation and oversight, including:

- Delegation of day-to-day investment to the County Treasurer-Tax Collector
- Qualifications for the Office of County Treasurer-Tax Collector
- Establishment of a Treasury Pool Oversight Committee

On June 20, 2023, the Board of Supervisors reviewed and adopted revisions to the Investment Policy (Policy), effective July 1, 2023. Revisions to the Policy were prepared by the Stanislaus County Treasurer-Tax Collector and reviewed for conformity with California State law by the Treasury Oversight Committee members comprised of the County Auditor-Controller, the County Superintendent of Schools' designee, and a member of the public, who is familiar with investments.

The Policy includes language that mandates the preparation of the monthly report and provides guidelines for its contents. Each monthly report contains a summary, with sufficient detail to show investment activity and compliance with legal and policy directives. The report is prepared by the Stanislaus County Treasurer-Tax Collector's Office, reviewed by the Treasurer-Tax Collector for conformity with the Stanislaus County Treasury Pool Investment Policy and distributed to the Treasury Pool Oversight Committee.

The Stanislaus County Treasury Pool yield to maturity for September 2023 was 2.625%. The Average-Days-to-Maturity was 458 days. With the current cash flow and investment schedule, the Treasury is projecting sufficient cash to meet historical cash needs for the next six months, through the end of March 2024.

To provide additional information regarding the composition of the Treasury Pool and the diversity of holdings, the Treasurer-Tax Collector's monthly investment report includes the composition of the pool, as provided by the Auditor-Controller, a comparison of the Treasury Pool investment holdings year-on-year, and a comparison of the Stanislaus County Treasury Pool to similar investment pools in the eight comparable counties. It should be noted that differences in size, cash flow, need, and composition of funds impact the strategy used and that earnings rates will fluctuate over time.

Upon acceptance and signature of the Chairman, the report can be viewed on the Stanislaus County Treasurer-Tax Collector's Office website at:

<http://www.stancounty.com/tr-tax/treasury.shtm>.

POLICY ISSUE:

Section 27133(e) of the State of California Government Code requires that the Treasurer of any county having an Oversight Committee prepare an investment report for said Committee. Section 2.30.040 of the Stanislaus County Code establishes the Treasury Oversight Committee and the Stanislaus County Investment Policy further mandates preparation, review, and acceptance of the investment report.

FISCAL IMPACT:

Costs associated with administration of the Pool, including the cost to produce the Monthly Investment Report (estimated at \$800 per month) are deducted from interest earnings before distribution is made to the participating agencies' funds.

BOARD OF SUPERVISORS' PRIORITY:

The recommended actions are consistent with the Board's priority of *Delivering Efficient Public Services* by providing transparency and adherence to the law through the issuance of monthly investment reports.

STAFFING IMPACT:

There is no staffing impact associated with acceptance of the Treasury Pool's Monthly Investment Report. Existing Department staff prepares the monthly report.


CONTACT PERSON:

Donna Riley, Treasurer-Tax Collector

Telephone: (209) 525-4466

ATTACHMENT(S):

1. September 2023 Treasury Pooled Investments Monthly Investment Report



OFFICE OF TREASURER/TAX COLLECTOR

Donna Riley
Treasurer/Tax Collector

PO Box 3052, Modesto, CA 95353-0859
Phone: 209.525.6524 Fax: 209.525-4333

Stanislaus County Treasury – Pooled Investments
Monthly Investment Report
September 2023

The Stanislaus County Treasury Pool yield to maturity for September was 2.625%, with an Average-Days-to-Maturity of 458 days.

With the current cash flow and investment schedule, the Pool will have sufficient cash to meet the historical cash needs for the next six months, through the end of March 2024, as noted below.

Table with 6 columns: Month, Revenue, Expenditures, Net Cash Flow, Maturities, Projected Surplus/(Deficit). Rows include Oct-23, Nov-23, Dec-23, Jan-24, Feb-24, Mar-24.

Both the Assistant Treasurer/Tax Collector and Treasurer/Tax Collector have reviewed the portfolio for compliance with the investment policy and the US Bank custodial statement for accuracy and completeness. The custodial statement is the source of market valuation for securities held by our custodial agent. All other securities are valued at cost.

The Treasury Monthly Investment Report for September 2023 has been provided to the Treasury Oversight Committee members for review.

[Signature]
Dolores Sarenana, Assistant Treasurer/Tax Collector

10/16/2023
Date

[Signature]
Donna Riley, Treasurer/Tax Collector

10/16/2023
Date

The County of Stanislaus Board of Supervisors has reviewed and accepted the September 2023 Treasurer’s Monthly Investment Report.

[Signature]
Chair, Board of Supervisors

11/7/2023
Date



Stanislaus County Treasury - Pooled Investments Investment Pool Summary September 30, 2023

CASHFLOW:	SEPTEMBER 2023	YTD FY 2024	SEPTEMBER 2022	YTD FY 2023
BEG. CASH BALANCE	\$ 2,458,361,310.57	\$ 2,691,900,459.20	\$ 1,883,442,786.07	\$ 2,194,390,009.89
RECEIPTS	362,096,346.05	849,767,638.03	349,191,760.19	696,218,827.62
DISBURSEMENTS	(369,111,043.82)	(1,090,321,484.43)	(297,349,214.63)	(955,323,505.88)
ENDING CASH BALANCE	\$ 2,451,346,612.80	\$ 2,451,346,612.80	\$ 1,935,285,331.63	\$ 1,935,285,331.63

INTEREST INCOME:	SEPTEMBER 2023	YTD FY 2024	SEPTEMBER 2022	YTD FY 2023
INTEREST RECEIVED	\$ 4,985,304.59	\$ 17,973,360.96	\$ 1,211,885.10	\$ 2,564,296.67
TREASURY EXPENSE	(64,980.98)	(169,179.28)	(66,717.67)	(132,289.38)
AUDITOR EXPENSE	(11,036.40)	(31,608.68)	39,440.87	(33,348.45)
NET DISTRIBUTION	\$ 4,909,287.21	\$ 17,772,573.00	\$ 1,184,608.30	\$ 2,398,658.84

BALANCE - 09/30/2023	ORACLE BOOK VALUE	MARKET VALUE	MAX INVEST. AS % OF TOTAL	ORACLE BOOK VALUE AS % OF TOTAL*	MAX DAYS TO MATURE	AVG DAYS TO MATURE	YTM 360 EQUIV.
NEGOTIABLE CERT. OF DEPOSIT	\$ 65,671,932.99	\$ 65,600,942.60	30.00%	2.69%	1,825	92	5.580%
COMMERCIAL PAPER	92,549,827.78	93,652,750.00	40.00%	3.79%	270	89	5.616%
MANAGED POOL - CAMP	308,750,000.00	308,750,000.00		12.64%		1	5.474%
AGENCIES	973,676,193.19	912,321,444.13		39.87%	1,825	571	0.982%
AGENCIES - AMORTIZING	47,941,862.51	48,230,000.00		1.96%	1,825	261	5.431%
TREASURIES	384,263,230.30	359,949,750.00		15.74%	1,825	601	3.246%
TREASURIES - AMORTIZING	95,214,899.59	96,181,800.00		3.90%	1,825	264	5.303%
MEDIUM TERM NOTES	471,001,558.75	440,295,202.61	30.00%	19.29%	1,825	598	1.841%
MUNICIPAL BONDS	3,000,000.00	2,893,382.50		0.12%	1,825	275	0.492%
TOTAL INVESTMENTS	\$ 2,442,069,505.11	\$ 2,327,875,271.84		100.00%		458	2.625%
BOOK CASH BALANCE	9,277,107.69	9,277,107.69					
TOTAL	\$ 2,451,346,612.80	\$ 2,337,152,379.53					

BOOK & BANK BALANCE RECONCILIATION:

ORACLE FMS ENDING BOOK CASH BALANCE	\$ 9,235,265.73
TREASURY DEPOSITS IN TRANSIT (VAULT)	41,841.96
BANK RETURNED CHECKS	0.00
BOOK CASH BALANCE	\$ 9,277,107.69
<u>UNRECORDED BANK ITEMS</u>	
TREASURY/TAXES CREDIT CARD REVENUE	(316,371.28)
TREASURY DEPOSITS IN TRANSIT (CASH/COIN SHIPMENTS)	(174,000.00)
TREASURY CASH ON HAND (VAULT)	(41,841.96)
<u>UNRECORDED BOOK ITEMS</u>	
BANK CREDITS/REVENUE	400,353.58
BANK DEBITS/WITHDRAWALS	(3,591,589.97)
BANK RETURNED CHECKS	0.00
BANK CASH BALANCE	\$ 5,553,658.06

ORACLE FMS TOTAL INVESTMENTS RECONCILIATION:

POOLED CASH - ALL FUNDS ON DEPOSIT	\$ 2,469,871,267.12
OUTSTANDING CHECKS/TRANSACTIONS	(23,509,958.91)
UNDISTRIBUTED YTD INTEREST (Lags one month for distribution)	4,985,304.59
TOTAL CASH & INVESTMENTS	\$ 2,451,346,612.80

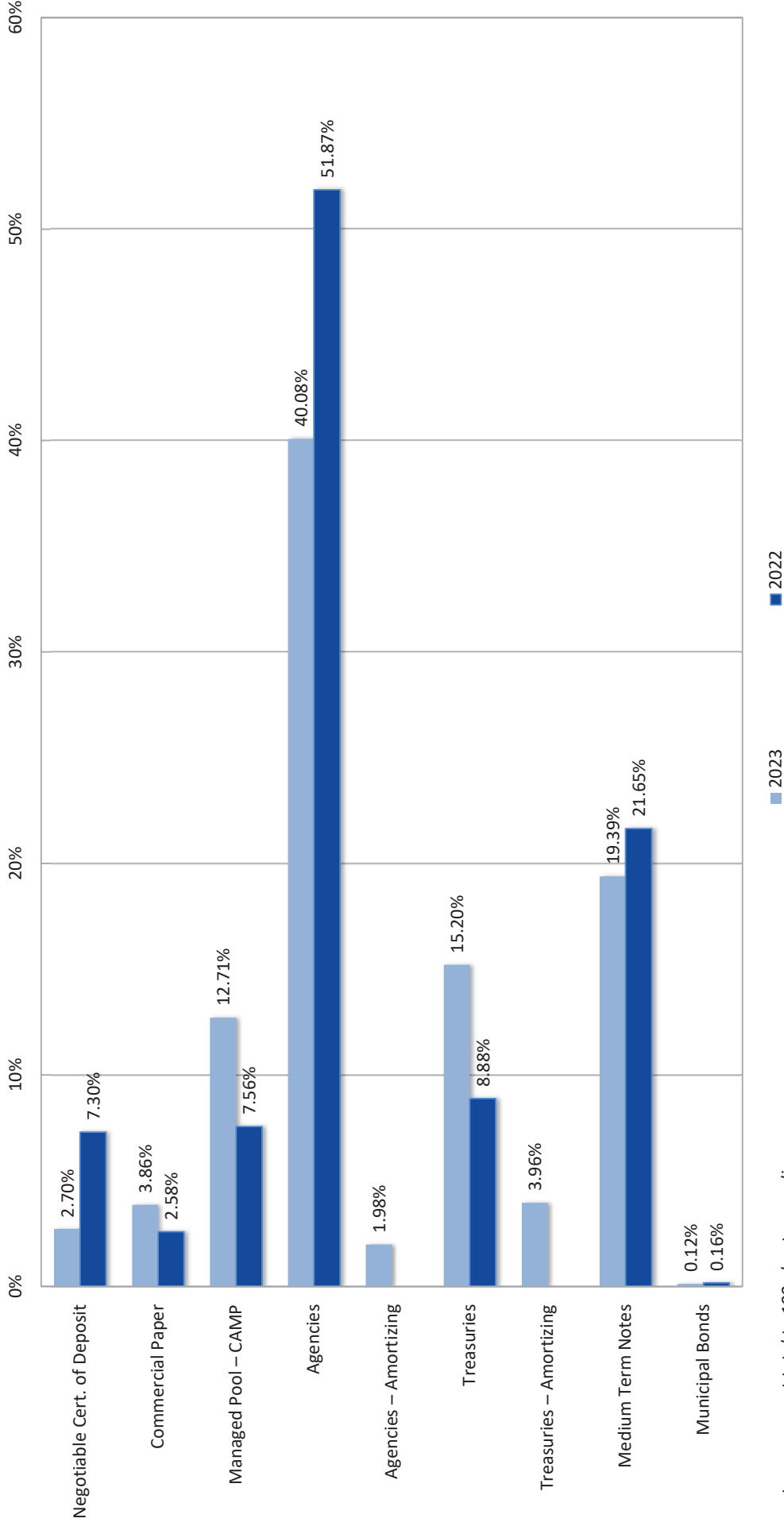
POOLED CASH PARTICIPANT DETAIL*

COUNTY	\$ 37.16%	\$ 917,805,504.75
SCHOOL DISTRICTS	61.20%	1,511,503,701.39
SPECIAL DISTRICTS	1.64%	40,562,060.98
TOTAL	100.00%	\$ 2,469,871,267.12

*Percentages may not total to 100, due to rounding



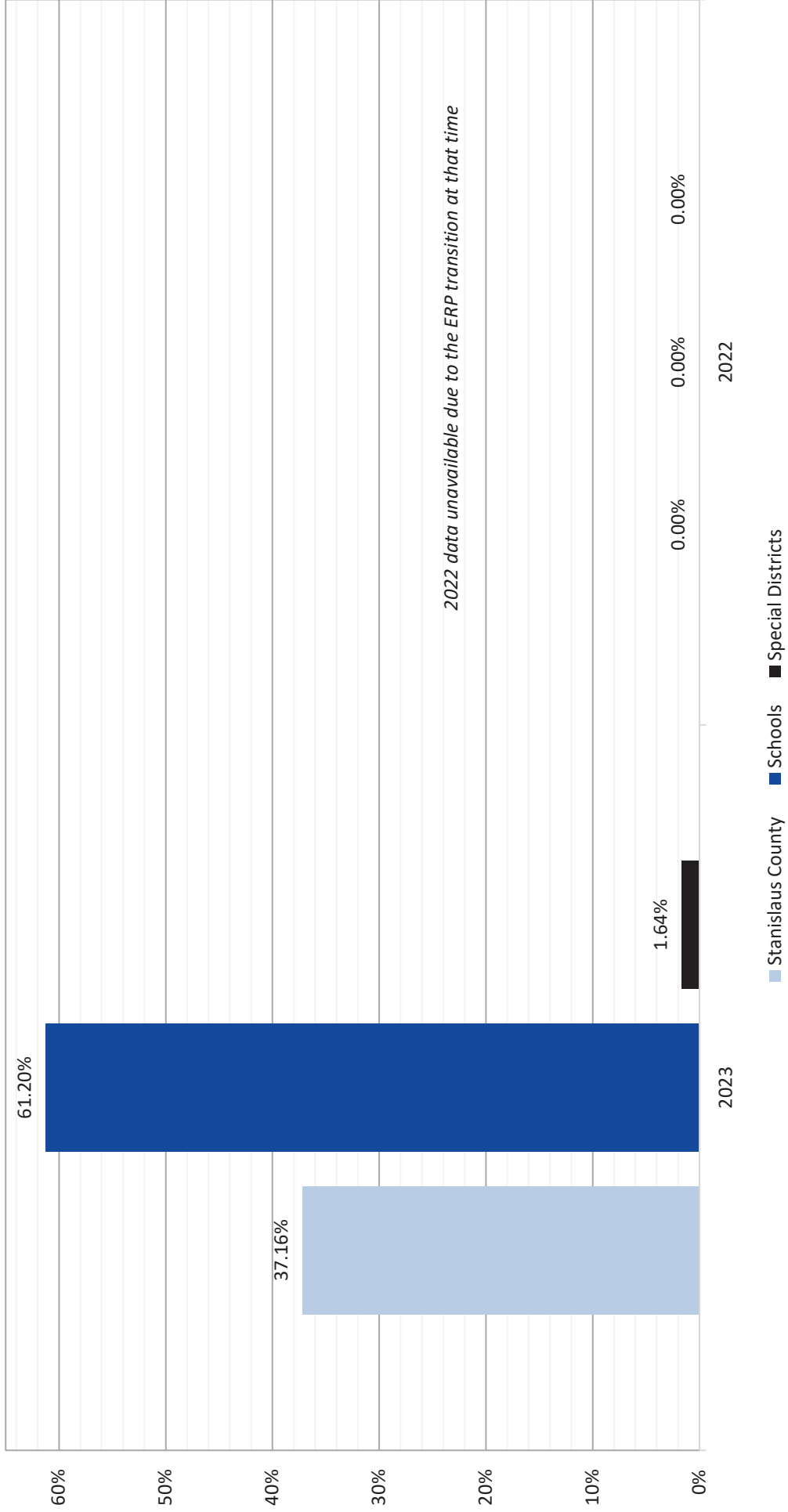
Stanislaus County Treasury - Pooled Investments Change in Asset Distribution Year-On-Year September 30, 2023 vs. September 30, 2022



*Percentages may not total to 100, due to rounding

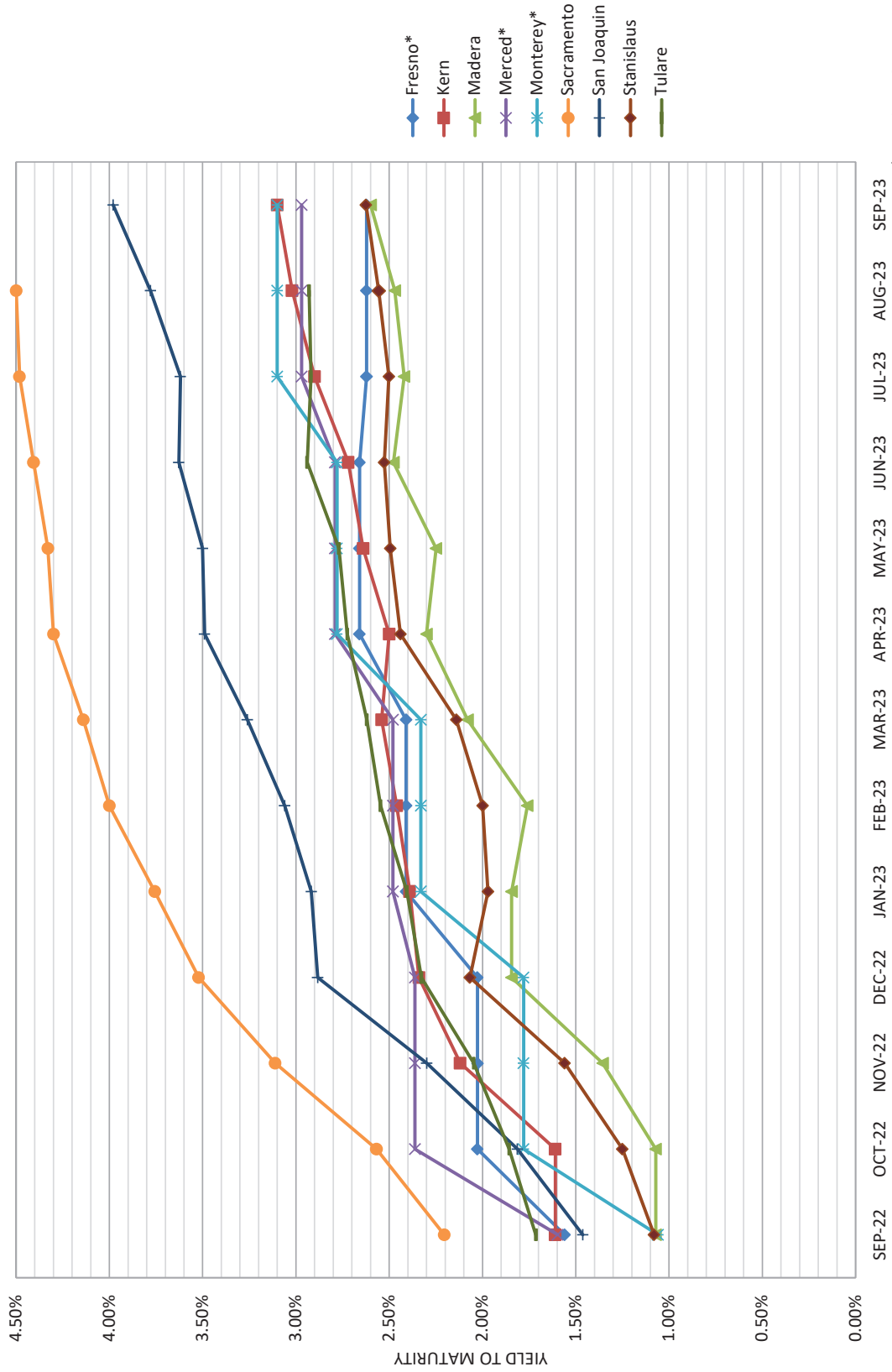


Stanislaus County Treasury - Pooled Investments Pool Participation Year-On-Year September 30, 2023 vs. September 30, 2022





Stanislaus County Treasury - Pooled Investments
 Comparison of Yield to Maturity for the Eight Comparable Counties
 September 2022 through September 2023



*PUBLISHED QUARTERLY



**Stanislaus County Treasury - Pooled Investments
Reconciliation of Received Interest
September 2023**

Date	90110/11 Certificate of Deposit	90115 Commercial Paper	90125 Managed Pool - LAIF	90126 Managed Pool - CAMP	90130/31 Agencies - Coupon & Amortizing	90132/33 Treasuries - Coupon & Amortizing	90140 Medium Term Notes	90145 Municipal Bonds	90103 JPM Checking	Sympro Total	Oracle Cloud	Variance
1		\$ 777,111.11		\$ 1,740,903.10	\$ 69,750.00		\$ 220,576.25		\$ 4,445.19	\$ 2,812,785.65	\$ 2,812,785.65	\$ -
2										-		-
3										-		-
4										-		-
5					18,000.00		137,500.00			155,500.00	155,500.00	-
6										-		-
7							197,250.00			197,250.00	197,250.00	-
8					237,500.00		43,966.25			281,466.25	281,466.25	-
9										-		-
10										-		-
11					105,000.00		86,773.50			191,773.50	191,773.50	-
12					210,326.51					210,326.51	210,326.51	-
13					287,500.00					287,500.00	287,500.00	-
14							11,192.82			11,192.82	11,192.82	-
15					59,400.00					59,400.00	59,400.00	-
16										-		-
17										-		-
18										-		-
19										-		-
20										-		-
21					17,435.19					17,435.19	17,435.19	-
22							112,500.00			112,500.00	112,500.00	-
23										-		-
24										-		-
25							40,944.44			40,944.44	40,944.44	-
26										-		-
27										-		-
28					186,950.56					186,950.56	186,950.56	-
29					83,272.23		(16,127.30)			420,279.67	420,279.67	-
30										-		-
31										-		-
TOTAL	\$ -	\$ 777,111.11	\$ -	\$ 1,740,903.10	\$ 1,275,134.49	\$ 353,134.74	\$ 834,575.96	\$ -	\$ 4,445.19	\$ 4,985,304.59	\$ 4,985,304.59	\$ -



Stanislaus County Pool FY 2024 Portfolio Management Portfolio Summary September 30, 2023

Investments	Par Value	Market Value	Book Value	% of Portfolio	Term	Days to Maturity	YTM 360 Equiv.
Negotiable CDs	65,610,000.00	65,600,942.60	65,668,774.87	2.70	332	92	5.580
Commercial Paper Disc. -Amortizing	95,000,000.00	93,652,750.00	93,681,905.55	3.86	169	89	5.616
Managed Pool Account - CAMP	308,750,000.00	308,750,000.00	308,750,000.00	12.71	1	1	5.474
Federal Agency Coupon Securities	973,649,000.00	912,321,444.13	973,676,193.19	40.08	1,481	571	0.982
Federal Agency Disc. -Amortizing	50,000,000.00	48,230,000.00	48,124,302.79	1.98	286	261	5.431
Treasury Coupon Securities	375,000,000.00	359,949,750.00	369,263,230.30	15.20	934	601	3.246
Treasury Discounts -Amortizing	100,000,000.00	96,181,800.00	96,296,068.75	3.96	341	264	5.303
Medium Term Notes	470,814,000.00	440,295,202.61	471,001,558.75	19.39	1,312	598	1.841
Municipal Bonds	3,000,000.00	2,893,382.50	3,000,000.00	0.12	1,426	275	0.492
Investments	2,441,823,000.00	2,327,875,271.84	2,429,462,034.20	100.00%	1,026	458	2.625

Investments	September 30	Month Ending	Fiscal Year To Date
Total Earnings			
Current Year	5,144,925.08		16,131,224.85
Average Daily Balance	2,416,564,634.80		2,490,693,486.97
Effective Rate of Return	2.59%		2.57%

Stanislaus County Pool FY 2024
Portfolio Management
Portfolio Details - Investments
September 30, 2023

CUSIP	Investment #	Issuer	Average Balance	Purchase Date	Par Value	Market Value	Book Value	Stated Rate	YTM 360	YTM 365	Days to Maturity	Maturity Date
Negotiable CDs												
638730ZB3	3958	Natixis Banque Popular NY		12/12/2022	25,000,000.00	24,998,250.00	25,000,000.00	5.490	5.490	5.566	26	10/27/2023
638730ZA5	3959	Natixis Banque Popular NY		12/12/2022	25,000,000.00	24,998,000.00	25,000,000.00	5.550	5.550	5.627	45	11/15/2023
96130AUE6	3989	Westpac Capital		07/25/2023	15,610,000.00	15,604,692.60	15,668,774.87	5.900	5.770	5.850	274	07/01/2024
		Subtotal and Average	65,669,448.29		65,610,000.00	65,600,942.60	65,668,774.87		5.580	5.657	92	
Commercial Paper Disc. -Amortizing												
62479MXA6	3977	MJFG Bank LTD/NY		06/05/2023	20,000,000.00	19,976,000.00	19,973,000.00	5.400	5.505	5.581	9	10/10/2023
63873KY92	3978	Natixis Banque Popular NY		06/05/2023	20,000,000.00	19,885,200.00	19,882,783.33	5.410	5.541	5.618	39	11/09/2023
62479MYD9	3976	MJFG Bank LTD/NY		06/05/2023	20,000,000.00	19,873,000.00	19,870,522.22	5.420	5.555	5.632	43	11/13/2023
59515MC78	4001	Microsoft Corporation		09/21/2023	5,000,000.00	4,873,950.00	4,882,377.77	5.360	5.498	5.574	158	03/07/2024
22533TCJ3	3997	Credit Agricole CIB		09/18/2023	10,000,000.00	9,730,300.00	9,739,458.34	5.550	5.710	5.790	169	03/18/2024
53948ACJ8	3996	Lloyds TSB Bank PLC NY		09/18/2023	10,000,000.00	9,730,300.00	9,737,111.11	5.600	5.763	5.843	169	03/18/2024
63873JFE5	3998	Natixis Banque Popular NY		09/18/2023	10,000,000.00	9,584,000.00	9,596,652.78	5.650	5.945	6.027	257	06/14/2024
		Subtotal and Average	73,808,169.45		95,000,000.00	93,652,750.00	93,681,905.55		5.616	5.694	89	
Managed Pool Account - LAIF												
SYS61	61	Local Agency Investment Fund			0.00	0.00	0.00	2.080	2.052	2.080	1	
		Subtotal and Average	0.00		0.00	0.00	0.00		0.000	0.000	0	
Managed Pool Account - CAMP												
CAMP	62	California Asset Management Pr			308,750,000.00	308,750,000.00	308,750,000.00	5.550	5.474	5.550	1	
		Subtotal and Average	336,191,666.67		308,750,000.00	308,750,000.00	308,750,000.00		5.474	5.550	1	
Federal Agency Coupon Securities												
3130AKAF3	3730	Federal Home Loan Bank		10/05/2020	14,000,000.00	13,993,700.00	13,999,930.00	0.220	0.262	0.265	4	10/05/2023
3130EKX1	3650	Federal Farm Credit Bank		11/01/2019	10,000,000.00	9,967,700.00	9,999,527.08	1.600	1.636	1.659	31	11/01/2023
3130ENGW4	3869	Federal Farm Credit Bank		12/13/2021	10,000,000.00	9,904,200.00	9,998,950.00	0.660	0.703	0.713	73	12/13/2023
3130EMN81	3813	Federal Farm Credit Bank		06/30/2021	15,000,000.00	14,811,150.00	14,998,898.78	0.310	0.336	0.340	89	12/29/2023
3134GWSK3	3711	Federal Home Loan Mortgage Co		09/03/2020	15,000,000.00	14,691,900.00	15,000,000.00	0.400	0.395	0.400	148	02/26/2024
3130ELH2	3716	Federal Farm Credit Bank		09/08/2020	10,000,000.00	9,783,700.00	9,999,390.92	0.360	0.369	0.374	155	03/04/2024
3130ATUO8	3955	Federal Home Loan Bank		12/12/2022	10,000,000.00	9,967,000.00	9,997,817.49	4.750	4.737	4.803	159	03/08/2024
3135GAF1	3969	Federal National Mortgage Asso		03/30/2023	5,000,000.00	4,989,550.00	5,000,000.00	5.200	5.129	5.200	179	03/28/2024
3130AQB93	3867	Federal Home Loan Bank		12/17/2021	15,000,000.00	14,621,400.00	15,000,000.00	0.880	0.868	0.880	199	04/17/2024
3135GA3C3	3740	Federal National Mortgage Asso		11/17/2020	15,000,000.00	14,517,450.00	15,000,000.00	0.350	0.345	0.350	229	05/17/2024
3135GA4S7	3743	Federal National Mortgage Asso		11/20/2020	5,000,000.00	4,839,950.00	5,000,000.00	0.375	0.370	0.375	229	05/17/2024
3130AKFU5	3744	Federal Home Loan Bank		11/24/2020	17,800,000.00	17,208,506.00	17,798,321.29	0.350	0.360	0.365	236	05/24/2024
3134GXDK7	3746	Federal Home Loan Mortgage Co		11/30/2020	14,400,000.00	13,916,592.00	14,400,000.00	0.325	0.321	0.325	242	05/30/2024
3134GWJ64	3717	Federal Home Loan Mortgage Co		09/10/2020	10,000,000.00	9,647,600.00	10,000,000.00	0.400	0.395	0.400	253	06/10/2024

Portfolio POOL
AC
PM (PRF_PM2) 7.3.0

Stanislaus County Pool FY 2024
Portfolio Management
Portfolio Details - Investments
September 30, 2023

CUSIP	Investment #	Issuer	Average Balance	Purchase Date	Par Value	Market Value	Book Value	Stated Rate	YTM 360	YTM 365	Days to Maturity	Maturity Date
Federal Agency Coupon Securities												
3134GXD15	3748	Federal Home Loan Mortgage Co		12/10/2020	3,000,000.00	2,892,270.00	3,000,000.00	0.350	0.345	0.350	253	06/10/2024
3134GXD15	3749	Federal Home Loan Mortgage Co		12/10/2020	6,200,000.00	5,977,358.00	6,200,000.00	0.350	0.345	0.350	253	06/10/2024
3134GXD15	3750	Federal Home Loan Mortgage Co		12/10/2020	15,800,000.00	15,232,622.00	15,800,000.00	0.350	0.345	0.350	253	06/10/2024
3130A1XJ2	3645	Federal Home Loan Bank		10/25/2019	20,000,000.00	19,616,800.00	20,168,535.29	2.875	1.603	1.625	257	06/14/2024
3133EMAB8	3722	Federal Farm Credit Bank		09/17/2020	10,000,000.00	9,636,900.00	9,999,051.85	0.390	0.398	0.403	260	06/17/2024
31422BE89	3738	Farmer Mac		11/06/2020	10,000,000.00	9,636,500.00	10,007,403.39	0.420	0.312	0.316	262	06/19/2024
3130AMU34	3800	Federal Home Loan Bank		06/24/2021	20,000,000.00	19,247,200.00	19,984,414.81	0.330	0.431	0.437	267	06/24/2024
3134GV3A4	3714	Federal Home Loan Mortgage Co		09/04/2020	8,000,000.00	7,701,360.00	8,002,854.90	0.500	0.446	0.452	274	07/01/2024
3135GOV75	3979	Federal National Mortgage Asso		06/09/2023	5,000,000.00	4,861,800.00	4,879,426.23	1.750	5.091	5.162	275	07/02/2024
3130ALRX4	3872	Federal Home Loan Bank		12/20/2021	11,500,000.00	11,059,090.00	11,468,557.94	0.500	0.848	0.860	281	07/08/2024
3135GAH79	3973	Federal National Mortgage Asso		04/26/2023	25,000,000.00	24,791,750.00	25,000,000.00	4.700	4.640	4.705	327	08/23/2024
3136G4Z71	3710	Federal National Mortgage Asso		09/02/2020	10,000,000.00	9,549,200.00	10,000,000.00	0.450	0.444	0.450	330	08/26/2024
3130AJZH5	3712	Federal Home Loan Bank		09/04/2020	3,000,000.00	2,864,370.00	2,999,829.38	0.450	0.450	0.456	331	08/27/2024
3133ELV61	3719	Federal Farm Credit Bank		09/14/2020	10,000,000.00	9,526,800.00	9,998,111.42	0.430	0.444	0.450	345	09/10/2024
3130A2UW4	3644	Federal Home Loan Bank		10/25/2019	20,000,000.00	19,511,400.00	20,217,066.89	2.875	1.657	1.680	348	09/13/2024
3130AOD59	3879	Federal Home Loan Bank		12/30/2021	5,000,000.00	4,778,600.00	5,000,543.94	1.000	0.975	0.989	365	09/30/2024
3134GWU X2	3728	Federal Home Loan Mortgage Co		09/30/2020	22,550,000.00	21,415,735.00	22,545,783.62	0.375	0.389	0.394	365	09/30/2024
3133EMCND	3734	Federal Farm Credit Bank		10/15/2020	5,000,000.00	4,740,050.00	4,998,052.08	0.400	0.432	0.438	380	10/15/2024
3130AKEV4	3877	Federal Home Loan Bank		12/29/2021	5,000,000.00	4,727,250.00	4,967,754.83	0.400	0.987	1.001	400	11/04/2024
3133EPP6	4004	Federal Farm Credit Bank		09/25/2023	5,000,000.00	5,002,000.00	5,000,000.00	5.500	5.432	5.507	421	11/25/2024
3133ENG4	3866	Federal Farm Credit Bank		12/09/2021	15,000,000.00	14,215,650.00	15,000,000.00	0.970	0.957	0.970	435	12/09/2024
3130AX6P8	3994	Federal Home Loan Bank		09/11/2023	10,000,000.00	9,983,600.00	10,000,000.00	5.200	5.132	5.203	499	02/11/2025
3130AMZP0	3816	Federal Home Loan Bank		06/30/2021	15,000,000.00	14,013,000.00	14,997,980.46	0.650	0.651	0.660	516	02/28/2025
3133EMJ8	3754	Federal Farm Credit Bank		12/10/2020	20,000,000.00	18,622,000.00	20,000,000.00	0.490	0.483	0.490	526	03/10/2025
3130AMX80	3818	Federal Home Loan Bank		06/30/2021	4,950,000.00	4,611,568.50	4,950,000.00	0.670	0.661	0.670	544	03/28/2025
3130ANX5	3820	Federal Home Loan Bank		07/01/2021	15,000,000.00	13,968,900.00	15,000,000.00	0.670	0.661	0.670	548	04/01/2025
31422BSY3	3804	Farmer Mac		06/25/2021	17,753,000.00	16,517,391.20	17,744,775.47	0.650	0.671	0.680	575	04/28/2025
3133EMH47	3799	Federal Farm Credit Bank		06/24/2021	20,000,000.00	18,450,000.00	19,982,821.23	0.600	0.642	0.651	624	06/16/2025
3135GAAZ4	3757	Federal National Mortgage Asso		12/24/2020	8,000,000.00	7,361,200.00	8,000,000.00	0.500	0.493	0.500	632	06/24/2025
3130AOFX6	3881	Federal Home Loan Bank		12/30/2021	10,500,000.00	9,773,085.00	10,500,000.00	1.180	1.164	1.180	638	06/30/2025
3136G4A86	3688	Federal National Mortgage Asso		07/21/2020	25,000,000.00	22,936,000.00	24,968,402.78	0.500	0.563	0.571	659	07/21/2025
3133ELZ80	3693	Federal Farm Credit Bank		07/29/2020	25,000,000.00	22,950,500.00	25,000,000.00	0.580	0.572	0.580	667	07/29/2025
3133EL2S2	3694	Federal Farm Credit Bank		08/04/2020	10,000,000.00	9,191,600.00	10,000,000.00	0.670	0.661	0.670	673	08/04/2025
3134GWJW7	3695	Federal Home Loan Mortgage Co		08/04/2020	15,000,000.00	13,756,350.00	15,000,000.00	0.550	0.542	0.550	673	08/04/2025
3136G4Q48	3702	Federal National Mortgage Asso		08/19/2020	10,000,000.00	9,165,500.00	9,996,233.33	0.600	0.612	0.620	688	08/19/2025
3136G4M34	3703	Federal National Mortgage Asso		08/19/2020	5,000,000.00	4,569,500.00	5,000,000.00	0.450	0.444	0.450	688	08/19/2025
3133EL4W1	3715	Federal Farm Credit Bank		09/04/2020	10,000,000.00	9,161,600.00	9,998,090.45	0.610	0.612	0.620	694	08/25/2025
3135G05X7	3708	Federal National Mortgage Asso		08/27/2020	10,000,000.00	9,146,900.00	9,982,196.22	0.375	0.463	0.470	694	08/25/2025

Portfolio POOL
AC
PM (PRF_PM2) 7.3.0

Stanislaus County Pool FY 2024
Portfolio Management
Portfolio Details - Investments
September 30, 2023

CUSIP	Investment #	Issuer	Average Balance	Purchase Date	Par Value	Market Value	Book Value	Stated Rate	YTM 360	YTM 365	Days to Maturity	Maturity Date
Federal Agency Coupon Securities												
3136G4X57	3713	Federal National Mortgage Asso		09/04/2020	7,441,000.00	6,819,155.63	7,441,000.00	0.625	0.616	0.625	694	08/25/2025
3130AJZ36	3707	Federal Home Loan Bank		08/27/2020	10,000,000.00	9,158,000.00	9,996,188.89	0.600	0.612	0.620	696	08/27/2025
3130ANW48	3831	Federal Home Loan Bank		08/30/2021	15,000,000.00	13,771,800.00	15,000,000.00	0.730	0.720	0.730	696	08/27/2025
3136G4N33	3704	Federal National Mortgage Asso		08/27/2020	5,000,000.00	4,570,050.00	5,000,000.00	0.500	0.528	0.536	696	08/27/2025
3136G4S87	3705	Federal National Mortgage Asso		08/27/2020	5,000,000.00	4,583,450.00	5,000,000.00	0.650	0.641	0.650	696	08/27/2025
3130AK4T0	3718	Federal Home Loan Bank		09/11/2020	5,000,000.00	4,570,400.00	4,998,055.56	0.580	0.592	0.600	711	09/11/2025
3134GWL38	3721	Federal Home Loan Mortgage Co		09/15/2020	15,000,000.00	13,694,550.00	15,000,000.00	0.540	0.533	0.540	715	09/15/2025
3133EMB10	3729	Federal Farm Credit Bank		10/01/2020	5,000,000.00	4,557,600.00	4,998,003.34	0.530	0.543	0.550	729	09/29/2025
3134GWY91	3733	Federal Home Loan Mortgage Co		10/15/2020	5,000,000.00	4,551,350.00	5,000,000.00	0.570	0.562	0.570	745	10/15/2025
3133EMEC2	3739	Federal Farm Credit Bank		11/09/2020	10,000,000.00	9,088,000.00	9,992,727.15	0.530	0.558	0.566	752	10/22/2025
31422BJ28	3735	Farmer Mac		10/29/2020	5,000,000.00	4,544,800.00	4,999,750.67	0.500	0.496	0.502	759	10/29/2025
3135GA2J3	3741	Federal National Mortgage Asso		11/17/2020	5,000,000.00	4,528,100.00	4,997,340.28	0.560	0.577	0.585	778	11/17/2025
3130AP3H6	3837	Federal Home Loan Bank		09/28/2021	11,150,000.00	10,126,987.50	11,126,897.20	0.750	0.836	0.848	789	11/28/2025
3130ALYU2	3787	Federal Home Loan Bank		04/28/2021	10,000,000.00	9,077,200.00	10,000,000.00	1.000	0.986	1.000	850	01/28/2026
3130ALCV4	3783	Federal Home Loan Bank		04/13/2021	10,000,000.00	8,996,800.00	9,955,642.49	0.750	0.927	0.940	877	02/24/2026
3130ANW22	3832	Federal Home Loan Bank		08/30/2021	15,000,000.00	13,527,150.00	15,000,000.00	0.850	0.838	0.850	878	02/25/2026
3130AKZP4	3773	Federal Home Loan Bank		02/26/2021	15,000,000.00	13,442,100.00	15,000,000.00	0.600	0.592	0.600	879	02/26/2026
3130APE35	3840	Federal Home Loan Bank		09/30/2021	15,000,000.00	13,532,850.00	15,000,000.00	1.000	0.986	1.000	911	03/30/2026
3130AM2J0	3789	Federal Home Loan Bank		04/28/2021	10,000,000.00	9,010,100.00	10,000,000.00	1.050	1.036	1.050	940	04/28/2026
3130ALZ00	3790	Federal Home Loan Bank		04/28/2021	10,000,000.00	9,111,400.00	10,000,000.00	1.250	1.011	1.025	940	04/28/2026
3130AM6J1	3791	Federal Home Loan Bank		04/28/2021	10,000,000.00	9,111,400.00	10,000,000.00	1.250	0.986	1.000	940	04/28/2026
3130AMKN1	3795	Federal Home Loan Bank		05/27/2021	18,600,000.00	16,989,240.00	18,600,000.00	1.000	0.838	0.850	969	05/27/2026
3130AN4T4	3829	Federal Home Loan Bank		08/27/2021	10,000,000.00	8,987,000.00	10,016,886.96	0.875	0.800	0.811	985	06/12/2026
3130ANG95	3823	Federal Home Loan Bank		08/24/2021	8,540,000.00	7,656,878.60	8,540,000.00	1.250	1.011	1.025	1,058	08/24/2026
3130ANNV56	3830	Federal Home Loan Bank		08/30/2021	25,000,000.00	22,245,000.00	25,000,000.00	1.000	0.986	1.000	1,060	08/26/2026
3130ANNW97	3833	Federal Home Loan Bank		08/30/2021	15,000,000.00	13,493,850.00	15,000,000.00	1.270	0.949	0.963	1,062	08/28/2026
3133EM3Y6	3834	Federal Farm Credit Bank		09/01/2021	15,000,000.00	13,311,600.00	15,000,000.00	0.930	0.917	0.930	1,066	09/01/2026
3130ANNW9	3838	Federal Home Loan Bank		09/28/2021	3,500,000.00	3,116,120.00	3,497,978.58	1.080	1.085	1.100	1,080	09/15/2026
3130APCH6	3839	Federal Home Loan Bank		09/29/2021	15,000,000.00	13,356,000.00	15,000,000.00	1.125	1.110	1.125	1,094	09/29/2026
3133ENDC1	3848	Federal Farm Credit Bank		11/03/2021	10,000,000.00	8,928,300.00	10,000,000.00	1.330	1.312	1.330	1,129	11/03/2026
3133ENDC1	3857	Federal Farm Credit Bank		11/03/2021	10,000,000.00	8,928,300.00	10,000,000.00	1.330	1.312	1.330	1,129	11/03/2026
3130APV51	3861	Federal Home Loan Bank		11/30/2021	6,965,000.00	6,377,014.70	6,965,000.00	1.000	1.941	1.968	1,150	11/24/2026
3130AQ3T8	3860	Federal Home Loan Bank		12/23/2021	5,000,000.00	4,535,100.00	5,000,000.00	1.250	1.618	1.641	1,179	12/23/2026
Subtotal and Average						912,321,444.13	973,676,193.19		0.982	0.996	571	
Federal Agency Disc.-Amortizing												
313384WR6	3999	Federal Home Loan Bank		09/19/2023	10,000,000.00	9,696,000.00	9,675,016.67	5.270	5.499	5.576	222	05/10/2024
313384XF1	4005	Federal Home Loan Bank		09/29/2023	5,000,000.00	4,838,550.00	4,827,588.89	5.260	5.490	5.566	236	05/24/2024

Portfolio POOL
AC
PM (PRF_PM2) 7.3.0

Stanislaus County Pool FY 2024
Portfolio Management
Portfolio Details - Investments
September 30, 2023

CUSIP	Investment #	Issuer	Average Balance	Purchase Date	Par Value	Market Value	Book Value	Stated Rate	YTM 360	YTM 365	Days to Maturity	Maturity Date
Federal Agency Disc. -Amortizing												
313588XF7	4006	Federal National Mortgage Asso		09/29/2023	5,000,000.00	4,838,550.00	4,829,883.34	5.190	5.415	5.490	236	05/24/2024
313384YW3	3990	Federal Home Loan Bank		08/11/2023	10,000,000.00	9,628,300.00	9,608,888.89	5.120	5.380	5.455	275	07/02/2024
313384ZC6	4000	Federal Home Loan Bank		09/19/2023	10,000,000.00	9,620,300.00	9,592,550.00	5.220	5.471	5.547	281	07/08/2024
313384ZM4	3991	Federal Home Loan Bank		08/11/2023	10,000,000.00	9,608,300.00	9,590,375.00	5.085	5.350	5.424	290	07/17/2024
Subtotal and Average			27,502,559.63		50,000,000.00	48,230,000.00	48,124,302.79		5.431	5.506	261	
Treasury Coupon Securities												
91282CDD0	3962	U S Treasury Securities		03/24/2023	5,000,000.00	4,980,400.00	4,983,133.48	0.375	4.543	4.606	30	10/31/2023
91282CBV2	3814	U S Treasury Securities		06/30/2021	15,000,000.00	14,597,400.00	14,997,989.44	0.375	0.395	0.400	197	04/15/2024
91282CCG4	3802	U S Treasury Securities		06/24/2021	15,000,000.00	14,461,500.00	14,979,000.04	0.250	0.444	0.450	258	06/15/2024
912828XX3	3982	U S Treasury Securities		06/23/2023	20,000,000.00	19,491,400.00	19,533,411.53	2.000	5.180	5.252	273	06/30/2024
91282CCL3	3841	U S Treasury Securities		10/01/2021	15,000,000.00	14,415,300.00	14,989,888.26	0.375	0.455	0.461	288	07/15/2024
912828N9	3883	U S Treasury Securities		12/30/2021	10,000,000.00	9,727,300.00	10,103,528.87	2.125	0.854	0.866	304	07/31/2024
912828Y87	3972	U S Treasury Securities		04/20/2023	50,000,000.00	48,490,500.00	48,848,023.50	1.750	4.567	4.630	304	07/31/2024
91282CDB4	3964	U S Treasury Securities		03/24/2023	5,000,000.00	4,759,000.00	4,830,505.69	0.625	3.970	4.025	380	10/15/2024
912828Z52	3811	U S Treasury Securities		06/30/2021	15,000,000.00	14,242,950.00	15,156,164.19	1.375	0.578	0.586	488	01/31/2025
912828J27	3983	U S Treasury Securities		06/23/2023	20,000,000.00	19,130,400.00	19,242,736.84	2.000	4.835	4.902	503	02/15/2025
912828J27	3985	U S Treasury Securities		06/30/2023	20,000,000.00	19,130,400.00	19,198,238.26	2.000	5.007	5.077	503	02/15/2025
912828ZC7	3812	U S Treasury Securities		06/30/2021	15,000,000.00	14,158,650.00	15,109,512.11	1.125	0.594	0.602	516	02/28/2025
912828ZT0	3828	U S Treasury Securities		08/27/2021	15,000,000.00	13,831,650.00	14,908,407.68	0.250	0.613	0.622	608	05/31/2025
91282CEY3	3993	U S Treasury Securities		08/18/2023	20,000,000.00	19,273,400.00	19,405,432.77	3.000	4.859	4.926	653	07/15/2025
91282CBC4	3817	U S Treasury Securities		06/30/2021	15,000,000.00	13,560,300.00	14,859,460.49	0.375	0.789	0.800	822	12/31/2025
91282CBC4	3827	U S Treasury Securities		08/27/2021	15,000,000.00	13,560,300.00	14,880,120.95	0.375	0.727	0.737	822	12/31/2025
91282CHH7	4003	U S Treasury Securities		09/22/2023	20,000,000.00	19,629,600.00	19,863,928.06	4.125	4.773	4.839	988	06/15/2026
91282CHM6	3992	U S Treasury Securities		08/15/2023	50,000,000.00	49,539,000.00	50,010,312.69	4.500	4.574	4.638	1,018	07/15/2026
91282CHM6	4002	U S Treasury Securities		09/21/2023	10,000,000.00	9,907,800.00	9,981,417.16	4.500	4.826	4.893	1,018	07/15/2026
912828Y95	3986	U S Treasury Securities		07/13/2023	25,000,000.00	23,062,500.00	23,382,018.29	1.875	4.281	4.340	1,034	07/31/2026
Subtotal and Average			363,034,781.66		375,000,000.00	359,949,750.00	369,263,230.30		3.246	3.291	601	
Treasury Discounts -Amortizing												
912797HA8	3980	U S Treasury Securities		06/13/2023	5,000,000.00	4,994,150.00	4,993,518.75	5.185	5.349	5.423	9	10/10/2023
912797LL9	3981	U S Treasury Securities		06/23/2023	10,000,000.00	9,747,300.00	9,763,500.00	4.950	5.170	5.242	172	03/21/2024
912797GB7	3987	U S Treasury Securities		07/13/2023	25,000,000.00	23,976,250.00	24,007,972.22	5.030	5.303	5.377	284	07/11/2024
912797GB7	3988	U S Treasury Securities		07/13/2023	50,000,000.00	47,952,500.00	48,013,972.22	5.035	5.309	5.382	284	07/11/2024
912797GL5	3995	U S Treasury Securities		09/13/2023	10,000,000.00	9,511,600.00	9,517,105.56	5.113	5.390	5.465	340	09/05/2024
Subtotal and Average			92,299,554.99		100,000,000.00	96,181,800.00	96,296,068.75		5.303	5.377	264	

Stanislaus County Pool FY 2024
Portfolio Management
Portfolio Details - Investments
September 30, 2023

CUSIP	Investment #	Issuer	Average Balance	Purchase Date	Par Value	Market Value	Book Value	Stated Rate	YTM 360	YTM 365	Days to Maturity	Maturity Date
Medium Term Notes												
14912L5X5	3776	Caterpillar Financial Service		04/01/2021	5,000,000.00	4,988,000.00	5,024,572.98	3.750	0.386	0.392	54	11/24/2023
24422EUR8	3709	John Deere		08/28/2020	11,075,000.00	10,999,247.00	11,161,464.69	3.450	0.571	0.579	101	01/10/2024
24422EUR8	3844	John Deere		10/21/2021	3,500,000.00	3,476,060.00	3,527,086.85	3.450	0.604	0.612	101	01/10/2024
89236THU2	3956	Toyota Motor Credit Corp		12/13/2022	5,000,000.00	4,927,500.00	4,942,306.70	0.450	4.695	4.760	102	01/11/2024
17325FAS7	3950	Citibank, N.A.,		12/12/2022	20,000,000.00	19,862,400.00	19,933,246.88	3.650	4.695	4.761	114	01/23/2024
91159HHV5	3764	US Bank NA		01/13/2021	2,500,000.00	2,476,125.00	2,518,943.88	3.375	0.538	0.546	127	02/05/2024
91159HHV5	3954	US Bank NA		12/12/2022	2,495,000.00	2,471,172.75	2,484,060.61	3.375	4.618	4.682	127	02/05/2024
459200HU8	3951	International Business Machine		12/12/2022	8,611,000.00	8,540,389.80	8,578,098.80	3.625	4.648	4.712	134	02/12/2024
48133PCS0	3960	JP Morgan Chase Bank		12/13/2022	15,000,000.00	14,977,500.00	15,000,000.00	5.050	4.987	5.056	135	02/13/2024
02665WBP5	3952	American Honda Finance		12/12/2022	2,131,000.00	2,107,132.80	2,117,022.85	2.900	4.651	4.715	138	02/16/2024
713448CM8	3957	Pepsico		12/13/2022	10,000,000.00	9,920,400.00	9,956,678.08	3.600	4.613	4.677	152	03/01/2024
24422EUX5	3793	John Deere		04/22/2021	7,000,000.00	6,910,890.00	7,065,752.12	2.600	0.411	0.417	158	03/07/2024
20826FAT3	3953	ConocoPhillips Company		12/12/2022	4,138,000.00	4,071,709.24	4,092,334.02	2.125	4.693	4.758	159	03/08/2024
89236TJX4	3891	Toyota Motor Credit Corp		04/04/2022	9,000,000.00	8,868,060.00	9,002,478.05	2.500	2.407	2.440	173	03/22/2024
023135CD6	3974	Amazon.com Inc		04/28/2023	5,000,000.00	4,926,400.00	4,950,897.93	2.730	4.790	4.856	195	04/13/2024
06406RAS6	3949	Bank of New York Mellon Corp		12/12/2022	6,000,000.00	5,822,640.00	5,862,416.78	0.500	4.641	4.705	208	04/26/2024
48133DE55	3913	JP Morgan Chase Bank		04/29/2022	5,000,000.00	4,909,400.00	5,000,000.00	3.125	3.082	3.125	211	04/29/2024
46625HJX9	3774	JP Morgan Chase Bank		04/01/2021	2,047,000.00	2,020,409.47	2,084,059.46	3.625	0.645	0.654	225	05/13/2024
04636NAC7	3875	Astrazeneca Finance LLC		12/23/2021	10,000,000.00	9,675,700.00	9,978,602.29	2.700	1.016	1.030	240	05/28/2024
91159HHX1	3727	US Bank NA		09/25/2020	5,575,000.00	5,415,276.25	5,659,369.27	2.400	0.548	0.556	303	07/30/2024
69371RQ25	3890	PACCAR Financial Corp		04/01/2022	6,870,000.00	6,661,976.40	6,843,351.00	2.150	2.575	2.611	319	08/15/2024
30231GBC5	3792	Exxon Mobil Corporation		04/22/2021	10,000,000.00	9,711,000.00	10,120,829.15	2.019	0.613	0.622	320	08/16/2024
06406RAL1	3775	Bank of New York Mellon Corp		04/01/2021	12,000,000.00	11,529,960.00	12,187,350.58	2.100	0.606	0.614	389	10/24/2024
14913Q3B3	3805	Caterpillar Financial Service		06/28/2021	20,000,000.00	19,259,600.00	20,317,731.24	2.150	0.681	0.690	404	11/08/2024
06048WQ52	3880	Bank of America Corp		12/30/2021	4,305,000.00	4,033,785.00	4,298,187.87	1.100	1.224	1.241	420	11/24/2024
21688AAS1	3894	Rabobank		04/06/2022	3,000,000.00	2,838,360.00	2,940,085.26	1.375	2.978	3.019	467	01/10/2025
254687FN1	3984	John Deere		04/14/2022	10,000,000.00	9,526,300.00	10,000,000.00	2.125	2.096	2.125	523	03/07/2025
037833DT4	3975	Walt Disney Co		06/26/2023	5,000,000.00	4,839,150.00	4,878,250.24	3.350	5.017	5.086	540	03/24/2025
91159HHZ6	3767	Apple Inc		05/22/2023	3,427,000.00	3,205,341.64	3,253,802.22	1.125	4.398	4.459	588	05/11/2025
17330FVU2	3914	US Bank NA		01/13/2021	3,753,000.00	3,500,835.93	3,797,308.98	1.450	0.671	0.680	589	05/12/2025
69353RE07	3766	Citigroup Global Markets		05/27/2022	10,000,000.00	9,611,200.00	10,000,000.00	4.050	3.995	4.050	602	05/25/2025
02079KAH0	3700	PNC Bank NA		01/13/2021	6,450,000.00	6,162,846.00	6,701,743.54	3.250	0.777	0.788	609	06/01/2025
478160CN2	3794	Alphabet Inc (Google)		08/17/2020	5,000,000.00	4,579,700.00	4,998,144.44	0.450	0.464	0.470	684	08/15/2025
478160CN2	3836	Johnson & Johnson		04/26/2021	10,000,000.00	9,146,800.00	9,968,343.77	0.550	0.796	0.807	701	09/01/2025
48128GX54	3736	Johnson & Johnson		09/08/2021	4,755,000.00	4,349,303.40	4,741,995.26	0.550	0.685	0.695	701	09/01/2025
06048WK41	3745	JP Morgan Chase Bank		10/30/2020	5,000,000.00	4,433,550.00	5,000,000.00	0.750	0.739	0.749	760	10/30/2025
89236THW8	3770	Bank of America		11/25/2020	25,000,000.00	22,345,750.00	25,000,000.00	0.850	0.759	0.770	786	11/25/2025
		Toyota Motor Credit Corp		01/13/2021	10,000,000.00	9,021,500.00	9,998,888.69	0.800	0.794	0.805	831	01/09/2026

Stanislaus County Pool FY 2024
Portfolio Management
Portfolio Details - Investments
September 30, 2023

CUSIP	Investment #	Issuer	Average Balance	Purchase Date	Par Value	Market Value	Book Value	Stated Rate	YTM 360	YTM 365	Days to Maturity	Maturity Date
Medium Term Notes												
89236THW8	3784	Toyota Motor Credit Corp		04/14/2021	15,000,000.00	13,532,250.00	14,913,778.96	0.800	1.045	1.060	831	01/09/2026
24422EVK2	3771	John Deere		01/15/2021	5,000,000.00	4,507,000.00	4,994,616.53	0.700	0.738	0.748	837	01/15/2026
24422EVK2	3858	John Deere		11/24/2021	15,000,000.00	13,521,000.00	14,756,779.07	0.700	1.412	1.432	837	01/15/2026
037833EB2	3772	Apple Inc		02/08/2021	15,000,000.00	13,523,850.00	14,998,595.39	0.700	0.694	0.704	861	02/08/2026
037833EB2	3786	Apple Inc		04/14/2021	7,899,000.00	7,121,659.41	7,844,673.83	0.700	0.986	1.000	861	02/08/2026
74460WAA5	3871	Public Storage		12/21/2021	10,000,000.00	8,978,900.00	9,888,031.11	0.875	1.343	1.362	868	02/15/2026
808513BF1	3785	Charles Schwab Corp		04/14/2021	19,283,000.00	17,093,222.52	19,205,117.20	0.900	1.003	1.017	892	03/11/2026
89236TJK2	3842	Toyota Motor Credit Corp		10/04/2021	25,000,000.00	22,324,500.00	24,942,749.27	1.125	1.195	1.212	991	06/18/2026
63254AAS7	3843	National Australia Bank/NY		10/21/2021	15,000,000.00	13,856,400.00	15,465,103.09	2.500	1.327	1.345	1,015	07/12/2026
06048WN22	3824	Bank of America Corp		08/26/2021	15,000,000.00	12,960,900.00	15,000,000.00	1.250	1.233	1.250	1,060	08/26/2026
48128G4X5	3825	JP Morgan Chase Bank		08/30/2021	15,000,000.00	12,964,350.00	15,000,000.00	1.200	1.184	1.200	1,062	08/28/2026
14913R2U0	3885	Caterpillar Financial Service		01/10/2022	5,000,000.00	4,474,500.00	5,003,600.39	1.700	1.654	1.677	1,195	01/08/2027
14913R2U0	3886	Caterpillar Financial Service		01/10/2022	5,000,000.00	4,474,500.00	5,003,109.43	1.700	1.657	1.680	1,195	01/08/2027
06048WS84	3887	Bank of America Corp		03/02/2022	10,000,000.00	8,838,800.00	10,000,000.00	2.750	2.712	2.750	1,248	03/02/2027
		Subtotal and Average	473,210,276.16		470,814,000.00	440,295,202.61	471,001,558.75		1.841	1.866	598	
Municipal Bonds												
13067WRA2	3697	CA St. Dept. of Water Resource		08/06/2020	1,250,000.00	1,240,175.00	1,250,000.00	0.414	0.408	0.414	61	12/01/2023
13067WRB0	3696	CA St. Dept. of Water Resource		08/06/2020	1,750,000.00	1,653,207.50	1,750,000.00	0.560	0.552	0.560	427	12/01/2024
		Subtotal and Average	3,000,000.00		3,000,000.00	2,893,382.50	3,000,000.00		0.492	0.499	275	
		Total and Average	2,416,564,634.80		2,441,823,000.00	2,327,875,271.84	2,429,462,034.20		2.625	2.662	458	

Stanislaus County Pool FY 2024
Portfolio Management
Activity By Type
September 1, 2023 through September 30, 2023

CUSIP	Investment #	Issuer	Stated Rate	Transaction Date	Purchases or Deposits	Redemptions or Withdrawals	Balance
Negotiable CDs							
Subtotal							65,668,774.87
Commercial Paper Disc. -Amortizing							
22533TCJ3	3997	Credit Agricole CIB	5.550	09/18/2023	9,719,416.67	0.00	
53948ACJ8	3996	Lloyds TSB Bank PLC NY	5.600	09/18/2023	9,716,888.89	0.00	
59515MC78	4001	Microsoft Corporation	5.360	09/21/2023	4,874,933.33	0.00	
63873KW11	3947	Natixis Banque Populaire NY	5.200	09/01/2023	0.00	20,000,000.00	
63873JFE5	3998	Natixis Banque Populaire NY	5.650	09/18/2023	9,576,250.00	0.00	
Subtotal							93,681,905.55
Managed Pool Account - LAIF (Monthly Summary)							
Subtotal							0.00
Managed Pool Account - CAMP (Monthly Summary)							
CAMP	62	California Asset Management Pr	5.550		168,750,000.00	237,500,000.00	
Subtotal							308,750,000.00
Federal Agency Coupon Securities							
3133EPWP6	4004	Federal Farm Credit Bank	5.500	09/25/2023	5,000,000.00	0.00	
3130AK6F8	3724	Federal Home Loan Bank	0.230	09/21/2023	0.00	10,000,000.00	
3130AK6F8	3725	Federal Home Loan Bank	0.230	09/21/2023	0.00	5,000,000.00	
3130AX6P8	3994	Federal Home Loan Bank	5.200	09/11/2023	10,000,000.00	0.00	
3135G0U43	3646	Federal National Mortgage Asso	2.875	09/12/2023	0.00	15,000,000.00	
Subtotal							973,676,193.19
Federal Agency Disc. -Amortizing							
313384WR6	3999	Federal Home Loan Bank	5.270	09/19/2023	9,657,450.00	0.00	
313384ZC6	4000	Federal Home Loan Bank	5.220	09/19/2023	9,575,150.00	0.00	
313384XF1	4005	Federal Home Loan Bank	5.260	09/29/2023	4,826,127.78	0.00	
313588XF7	4006	Federal National Mortgage Asso	5.190	09/29/2023	4,828,441.67	0.00	
Subtotal							48,124,302.79
Treasury Coupon Securities							
912828T26	3801	U S Treasury Securities	1.375	09/30/2023	0.00	15,000,000.00	
91282CHM6	4002	U S Treasury Securities	4.500	09/21/2023	9,897,265.63	0.00	
91282CHH7	4003	U S Treasury Securities	4.125	09/22/2023	19,637,500.00	0.00	
Subtotal							369,263,230.30

Stanislaus County Pool FY 2024
Portfolio Management
Activity By Type
September 1, 2023 through September 30, 2023

CUSIP	Investment #	Issuer	Stated Rate	Transaction Date	Purchases or Deposits	Redemptions or Withdrawals	Balance
Treasury Discounts -Amortizing							
912797GL5	3995	U S Treasury Securities	5.113	09/13/2023	9,491,540.56	0.00	
		Subtotal			9,491,540.56	0.00	96,296,068.75
Medium Term Notes							
14913R2F3	3720	Caterpillar Financial Service	0.450	09/14/2023	0.00	5,000,000.00	
		Subtotal			0.00	5,000,000.00	471,001,558.75
Municipal Bonds							
		Subtotal					3,000,000.00
		Total			285,550,964.53	307,500,000.00	2,429,462,034.20