

**THE BOARD OF SUPERVISORS OF THE COUNTY OF STANISLAUS  
BOARD ACTION SUMMARY**

DEPT: Treasurer / Tax Collector

BOARD AGENDA: 5.B.7  
AGENDA DATE: July 27, 2021

**SUBJECT:**

Acceptance of the Stanislaus County Treasury Pool May 2021 Monthly Investment Report

**BOARD ACTION AS FOLLOWS:**

**RESOLUTION NO. 2021-0353**

On motion of Supervisor Withdraw Seconded by Supervisor Grewal  
and approved by the following vote,  
Ayes: Supervisors: B. Condit, Withdraw, Grewal, C. Condit, and Chairman Chiesa  
Noes: Supervisors: None  
Excused or Absent: Supervisors: None  
Abstaining: Supervisor: None

- 1) X Approved as recommended
- 2) \_\_\_\_\_ Denied
- 3) \_\_\_\_\_ Approved as amended
- 4) \_\_\_\_\_ Other:

**MOTION:**

ATTEST: ELIZABETH A. KING, Clerk  
Stanislaus County Board of Supervisors,  
State of California

\_\_\_\_\_

File No.

**THE BOARD OF SUPERVISORS OF THE COUNTY OF STANISLAUS  
AGENDA ITEM**

DEPT: Treasurer / Tax Collector

BOARD AGENDA:5.B.7  
AGENDA DATE: July 27, 2021

CONSENT: ☒

CEO CONCURRENCE: YES

4/5 Vote Required: No

---

**SUBJECT:**

Acceptance of the Stanislaus County Treasury Pool May 2021 Monthly Investment Report

**STAFF RECOMMENDATION:**

1. Accept the May 2021 Investment Report for the Stanislaus County Treasury Pool.
2. Authorize the Chairman of the Board of Supervisors to sign on behalf of the Board that the report has been reviewed and accepted.

**DISCUSSION:**

On April 16, 1996, the Board of Supervisors enacted Code Sections 2.30.010 through 2.30.040. This provided for a comprehensive policy of investment delegation and oversight, including:

- Delegation of day-to-day investment to the County Treasurer-Tax Collector;
- Qualifications for the Office of County Treasurer-Tax Collector; and
- Establishment of a Treasury Pool Oversight Committee.

On June 23, 2020, the Board of Supervisors reviewed and adopted revisions to the Investment Policy (Policy), effective July 1, 2020. Revisions to the Policy were prepared by the Stanislaus County Treasurer-Tax Collector and reviewed for conformity with California State law by the Treasury Oversight Committee members comprised of the County Auditor-Controller, the County Superintendent of Schools' designee, and a member of the public familiar with investments.

The Policy includes language that mandates the preparation of the monthly report and provides guidelines for its contents. Each monthly report contains a summary along with sufficient detail to show investment activity and compliance with legal and policy directives. The report is prepared by the Stanislaus County Treasurer-Tax Collector's Office, reviewed by the Treasurer-Tax Collector for conformity with the Stanislaus County Treasury Pool Investment Policy, and distributed to the Treasury Pool Oversight Committee.

The Stanislaus County Treasury Pool yield to maturity for May 2021 was 1.07%. The Average-Days-to-Maturity at the end of May was 816 days. With the current cash flow and investment schedule, the Treasury is projecting sufficient cash to meet historical cash needs for the next six months, through the end of November 2021. To provide

additional information regarding the composition of the Treasury Pool and the diversity of holdings, the Treasurer-Tax Collector's monthly investment report includes the composition of the pool, as provided by the Auditor-Controller, a comparison of the Treasury Pool investment holdings year-on-year, and a comparison of the Stanislaus County Treasury Pool to similar investment pools in the eight comparable counties. It should be noted that differences in size, cash flow, need, and composition of funds greatly impact the strategy used and that earnings rates will fluctuate over time.

Upon acceptance and signature of the Chairman, the report can be viewed on the Stanislaus County Treasurer-Tax Collector's Office website at:

<http://www.stancounty.com/tr-tax/treasury.shtm>.

#### **POLICY ISSUE:**

Section 27133(e) of the State of California Government Code requires that the Treasurer of any county having an Oversight Committee prepare an investment report for said Committee. Section 2.30.040 of the Stanislaus County Code establishes the Treasury Oversight Committee and the Stanislaus County Investment Policy further mandates preparation, review, and acceptance of the investment report.

#### **FISCAL IMPACT:**

As part of the administration of the Pool, costs associated with the report (estimated at approximately \$800 per month) are deducted from interest earnings before distribution is made to the participating agencies' funds.

#### **BOARD OF SUPERVISORS' PRIORITY:**

The recommended actions are consistent with the Board's priority of *Delivering Efficient Public Services and Community Infrastructure* by providing transparency and adherence to the law through the issuance of monthly investment reports.

#### **STAFFING IMPACT:**

There is no staffing impact associated with acceptance of the Treasury Pool's May 2021 Monthly Investment Report. Existing Department staff prepares the monthly report.

#### **CONTACT PERSON:**

Dolores Sarenana, Assistant Treasurer-Tax Collector      Telephone: (209) 525-6400

#### **ATTACHMENT(S):**

1. May 2021 Monthly Investment Report



Striving to be the Best

**OFFICE OF TREASURER/TAX COLLECTOR**

**Donna Riley**  
**Treasurer/Tax Collector**

PO Box 3052, Modesto, CA 95353-0859  
Phone: 209.525.6524 Fax: 209.525-4333

**County of Stanislaus Treasury Pool**  
**Monthly Investment Report**  
**May 2021**


The Stanislaus County Treasury Pool yield to maturity for May was 1.07%. The Average-Days-to-Maturity at the end of May was 814 days.


With our current cash flow and investment schedule, we will have sufficient cash to meet our historical cash needs for the next six months, through the end of November 2021.

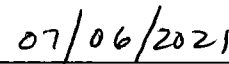
The portfolio has been reviewed by both the Treasurer/Tax Collector and the Assistant Treasurer/Tax Collector for compliance with the investment policy. The MUFG Union Bank custodial statement has been reviewed by both the Treasurer/Tax Collector and the Assistant Treasurer/Tax Collector for accuracy and completeness. The custodial statement is the source of market valuation for securities held by our custodial agent. All other securities are valued at cost.

The Treasury Monthly Investment Report for May 2021 has been forwarded to the Treasury Oversight Committee members.


  
Dolores Sarenana, Assistant Treasurer/Tax Collector

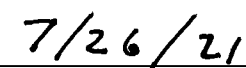
  
Date

  
Donna Riley, Treasurer/Tax Collector

  
Date

The County of Stanislaus Board of Supervisors has reviewed and accepted the May 2021 Treasurer's Monthly Investment Report.

  
Chairman, Board of Supervisors

  
Date



# **STANISLAUS COUNTY** **SHORT-TERM INVESTMENT POOL SUMMARY** **MAY 31, 2021**

CASHFLOW:	MAY 2021	YTD FY 2020/2021	MAY 2020	YTD FY 2019/2020
BEG. CASH BALANCE	\$ 1,733,200,932.56	\$ 1,588,704,847.52	\$ 1,783,399,788.87	\$ 1,547,839,684.60
RECEIPTS	273,512,228.76	3,107,311,944.16	189,737,619.84	3,008,045,100.91
DISBURSEMENTS	(297,052,750.91)	(2,986,356,381.27)	(256,795,501.86)	(2,839,542,878.66)
ENDING CASH BALANCE	\$ 1,709,660,410.41	\$ 1,709,660,410.41	\$ 1,716,341,906.85	\$ 1,716,341,906.85

INTEREST INCOME:	MAY 2021	YTD FY 2020/2021	MAY 2020	YTD FY 2019/2020
INTEREST RECEIVED	\$ 976,613.50	\$ 23,324,090.64	\$ 2,000,198.05	\$ 32,006,554.36
TREASURY EXPENSE*	(32,337.82)	(498,773.31)	(62,309.00)	(685,399.00)
AUDITOR EXPENSE*	(28,960.30)	(159,281.69)	(12,969.00)	(142,659.00)
NET DISTRIBUTION	\$ 915,315.38	\$ 22,666,035.64	\$ 1,924,920.05	\$ 31,178,496.36

\*BASED ON ACTUALS

	DOLLAR COST	MARKET VALUE	MAX INVEST. AS % OF TOTAL	INVESTMENTS AS % OF TOTAL	MAX DAYS TO MATURE	AVG DAYS TO MATURE	YTM 360 EQUIV.
BALANCE - 05/31/2021:							
NEGOTIABLE CERT. OF DEPOSIT	\$ 206,000,000.00	\$ 206,082,920.00	30.00%	12.17%	1,825	112	0.39%
COMMERCIAL PAPER	49,914,500.00	49,988,500.00	40.00%	2.95%	270	83	0.24%
MANAGED POOL - LAIF	45,000,000.00	45,057,143.39		2.66%		1	0.35%
MANAGED POOL - CAMP	411.00	411.00		0.00%		1	0.06%
AGENCIES	773,961,395.18	777,206,064.69		45.72%	1,825	1,216	0.81%
TREASURIES	154,953,107.33	156,357,050.00		9.15%	1,825	152	2.37%
MEDIUM TERM NOTES	460,166,150.57	463,907,821.81	30.00%	27.18%	1,825	839	1.53%
MUNICIPAL BONDS	3,000,000.00	3,014,342.50		0.18%		1,127	0.49%
TOTAL INVESTMENTS	\$ 1,692,995,564.08	\$ 1,701,614,253.39		100.00%		816	1.07%
BOOK CASH BALANCE	16,664,846.33	16,664,846.33					
TOTAL	\$ 1,709,660,410.41	\$ 1,718,279,099.72					

## **BOOK & BANK BALANCE RECONCILIATION:**

ORACLE FMS ENDING BOOK CASH BALANCE	\$ 16,627,179.80
TREASURY DEPOSITS IN TRANSIT (VAULT)	37,666.53
BANK RETURNED CHECKS	0.00
BOOK CASH BALANCE	\$ 16,664,846.33
<u>UNRECORDED BANK ITEMS</u>	
TREASURY/TAXES/RR CREDIT CARD REVENUE	(394,263.74)
TREASURY DEPOSITS IN TRANSIT (CASH/COIN SHIPMENTS)	(122,100.00)
TREASURY CASH ON HAND (VAULT)	(37,666.53)
<u>UNRECORDED BOOK ITEMS</u>	
BANK CREDITS/REVENUE	223,763.91
BANK DEBITS/WITHDRAWALS	(5,588,609.17)
BANK RETURNED CHECKS	
BANK CASH BALANCE	\$ 10,745,970.80

## **ORACLE FMS TOTAL INVESTMENTS RECONCILIATION:**

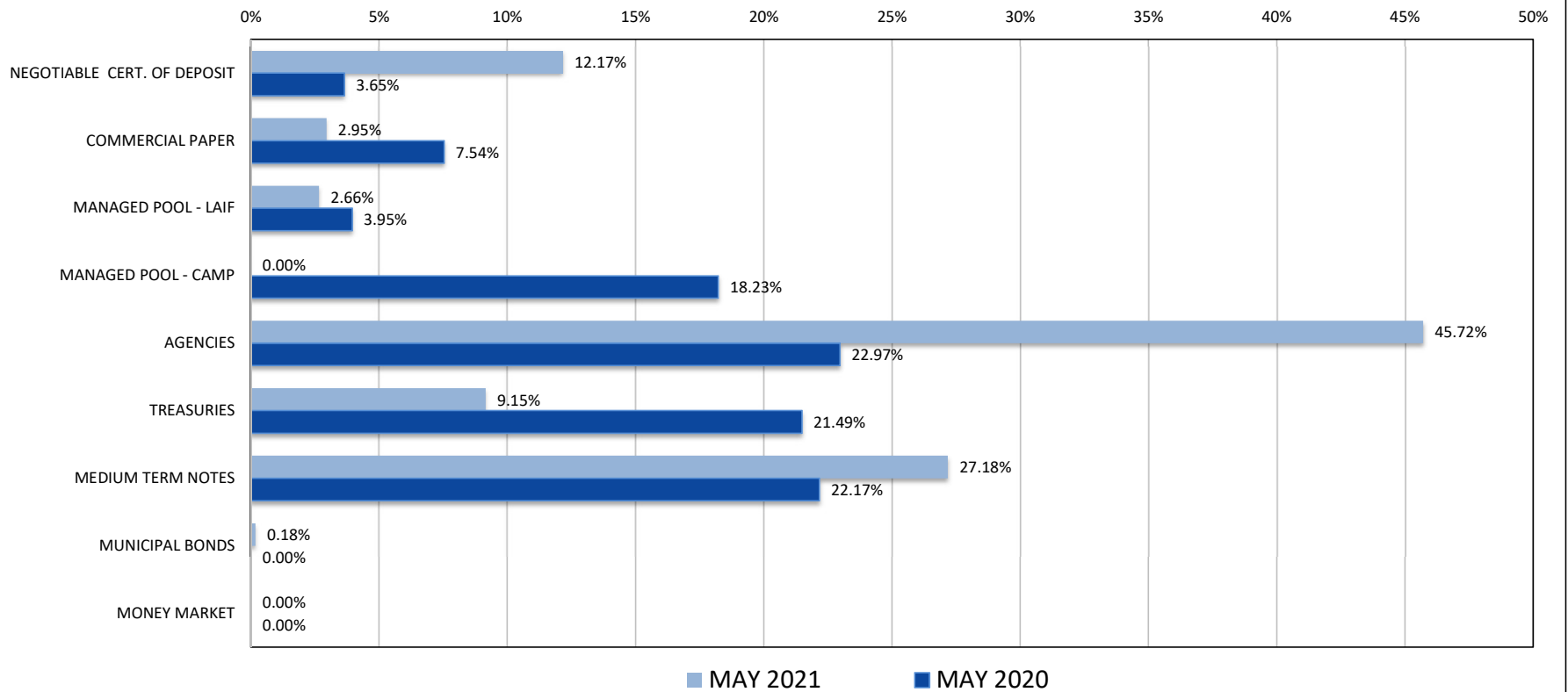
POOLED CASH - ALL FUNDS ON DEPOSIT	\$ 1,675,595,097.72
OUTSTANDING CHECKS/TRANSACTIONS	31,128,768.23
UNDISTRIBUTED YTD INTEREST	2,936,544.46
TOTAL CASH & INVESTMENTS	\$ 1,709,660,410.41

## **POOLED CASH PARTICIPANT DETAIL**

COUNTY	47%	\$ 786,433,743.74
SCHOOL DISTRICTS	50%	838,475,294.22
SPECIAL DISTRICTS	3%	50,686,059.76
TOTAL		\$ 1,675,595,097.72

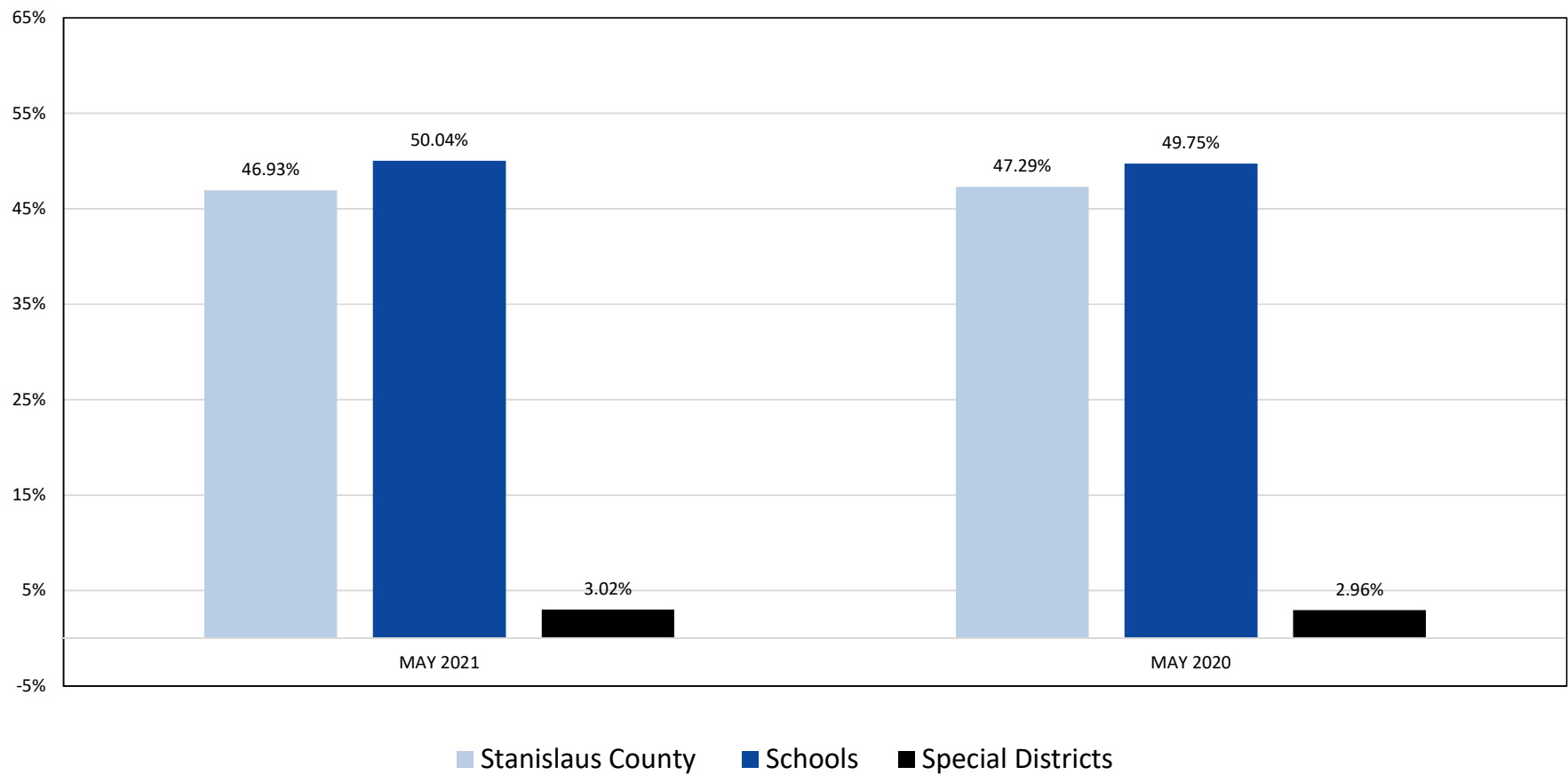


**STANISLAUS COUNTY TREASURY POOL  
YEARLY COMPARISON OF ASSET DISTRIBUTION  
MAY 31, 2021  
VS. MAY 31, 2020**



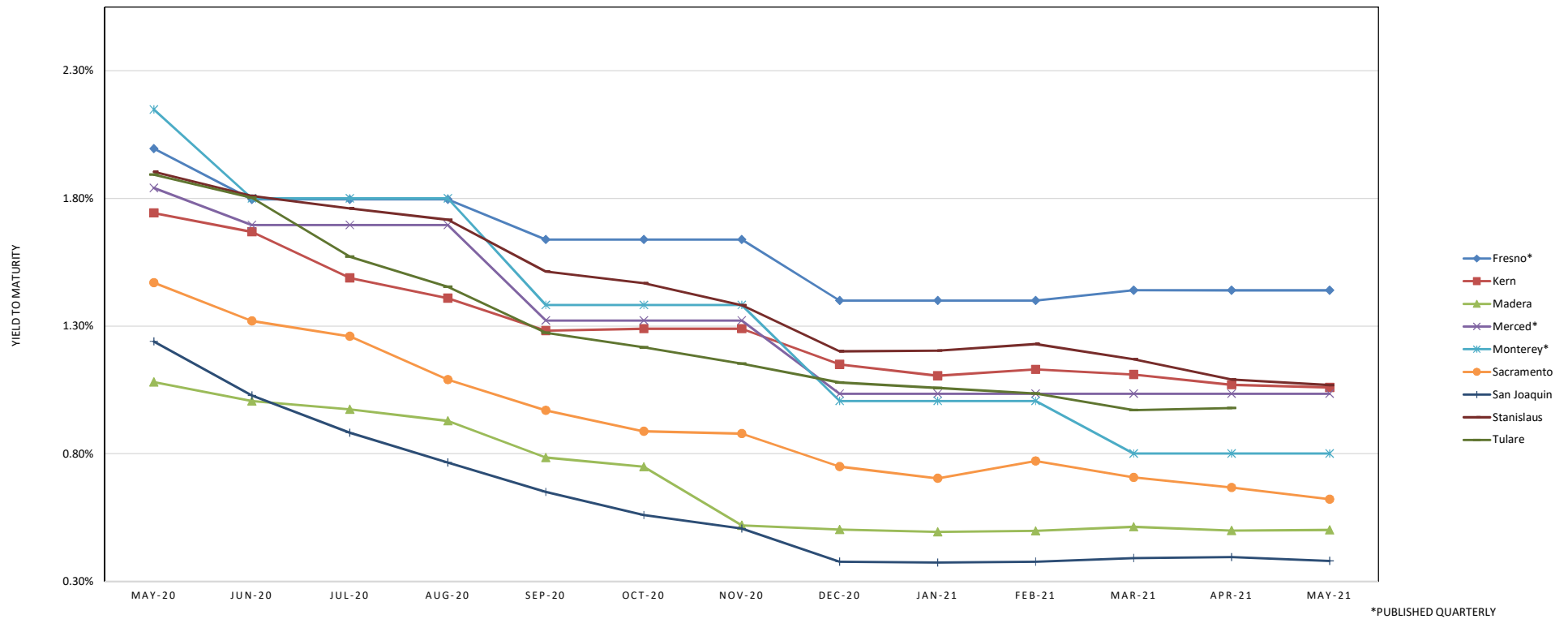


**STANISLAUS COUNTY TREASURY POOL  
YEARLY COMPARISON OF PARTICIPANTS  
MAY 31, 2021  
VS. MAY 31, 2020**





STANISLAUS COUNTY TREASURY POOLED INVESTMENTS  
COMPARISON OF YIELD TO MATURITY FOR EIGHT COMPARABLE COUNTIES  
MAY 2020 - MAY 2021

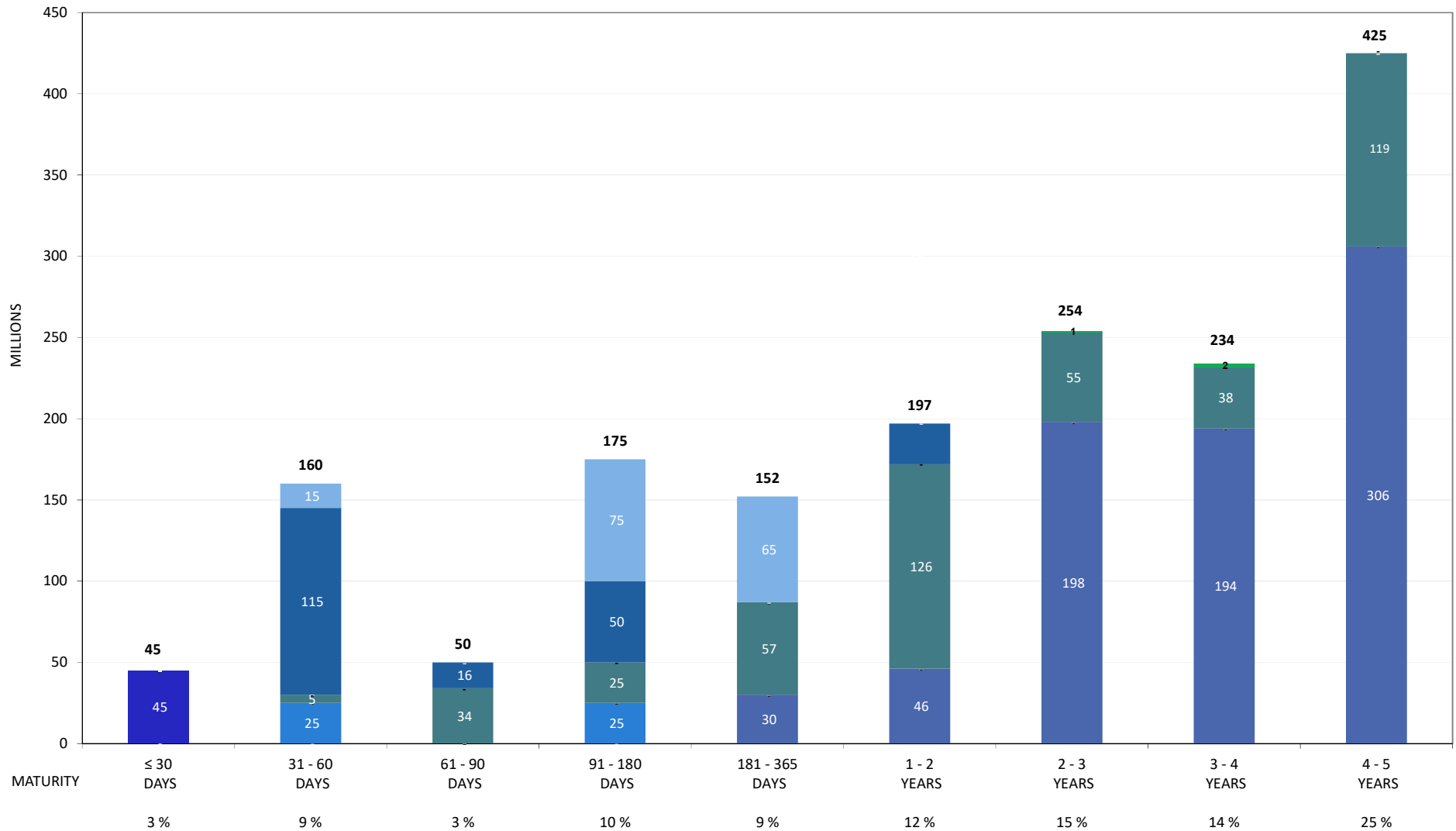






# **STANISLAUS COUNTY TREASURY POOL LONG TERM MATURITY DISTRIBUTION MAY 31, 2021**

- AGENCIES
- COMMERCIAL PAPER
- MANAGED POOL - LAIF
- MANAGED POOL - CAMP
- MONEY MARKET
- MEDIUM TERM NOTES
- MUNICIPAL BONDS
- NEGOTIABLE CERT. OF DEPOSIT
- TREASURIES





**STANISLAUS COUNTY TREASURY POOL  
INTEREST ON INVESTMENTS  
MAY 2021**

DATE	90110/11 CERTIFICATE OF DEPOSIT	90115 COMMERCIAL PAPER	90125 MANAGED FUNDS (LAIF)	90126 MANAGED FUNDS (CAMP)	90130/31 AGENCIES COUP./DISC.	90132/33 TREASURIES COUP./DISC.	90140 MED. TERM NOTES	90165 MONEY MARKET	SYMPRO TOTAL	ORACLE	VARIANCE
1	69,756.95								\$ -	\$ -	-
2									-	-	-
3					120,000.00	175,355.98			295,355.98	295,355.98	-
4							185,000.00		185,000.00	185,000.00	-
5							75,000.00		144,756.95	144,756.95	-
6									-	-	-
7									-	-	-
8									-	-	-
9									-	-	-
10							346,378.61		346,378.61	346,378.61	-
11									-	-	-
12							17,988.34		17,988.34	17,988.34	-
13							8,657.11		8,657.11	8,657.11	-
14									-	-	-
15									-	-	-
16									-	-	-
17					49,468.75		28,722.19		78,190.94	78,190.94	-
18									-	-	-
19							130,045.99		130,045.99	130,045.99	-
20									-	-	-
21									-	-	-
22									-	-	-
23									-	-	-
24					31,150.00		27,604.17		58,754.17	58,754.17	-
25							40,625.00		40,625.00	40,625.00	-
26									-	-	-
27									-	-	-
28				411.00	(57,503.73)	3,713.32	(275,760.18)		(329,139.59)	(329,139.59)	-
29									-	-	-
30									-	-	-
31									-	-	-
<b>TOTAL</b>	<b>\$ 69,756.95</b>	<b>\$ -</b>	<b>\$ -</b>	<b>\$ 411.00</b>	<b>\$ 143,115.02</b>	<b>\$ 179,069.30</b>	<b>\$ 584,261.23</b>	<b>\$ -</b>	<b>\$ 976,613.50</b>	<b>\$ 976,613.50</b>	<b>\$ -</b>



# Stanislaus County Pool 2020/21 Portfolio Management Portfolio Summary May 31, 2021

Investments	Par Value	Market Value	Book Value	% of Portfolio	Term	Days to Maturity	YTM 360 Equiv.
Negotiable CDs	206,000,000.00	206,082,920.00	206,000,000.00	12.17	356	112	0.386
Commercial Paper Disc. -Amortizing	50,000,000.00	49,988,500.00	49,973,666.67	2.95	258	83	0.243
Managed Pool Account - LAIF	45,000,000.00	45,057,143.39	45,000,000.00	2.66	1	1	0.345
Managed Pool Account - CAMP	411.00	411.00	411.00	0.00	1	1	0.059
Federal Agency Coupon Securities	772,241,000.00	777,206,064.69	773,961,395.18	45.71	1,513	1,216	0.805
Treasury Coupon Securities	155,000,000.00	156,357,050.00	154,953,107.33	9.15	968	152	2.368
Medium Term Notes	454,174,000.00	463,907,821.81	460,166,150.57	27.18	1,264	839	1.534
Municipal Bonds	3,000,000.00	3,014,342.50	3,000,000.00	0.18	1,426	1,127	0.492
	<b>1,685,415,411.00</b>	<b>1,701,614,253.39</b>	<b>1,693,054,730.75</b>	<b>100.00%</b>	<b>1,178</b>	<b>816</b>	<b>1.066</b>

Total Earnings	May 31 Month Ending	Fiscal Year To Date
Current Year	1,615,838.03	21,840,795.30
<b>Average Daily Balance</b>	<b>1,717,111,362.22</b>	<b>1,661,654,952.06</b>
<b>Effective Rate of Return</b>	<b>1.11%</b>	<b>1.43%</b>

Reporting period 05/01/2021-05/31/2021

Run Date: 07/06/2021 - 11:24

Portfolio POOL  
AC  
PM (PRF\_PM1) 7.3.0  
Report Ver. 7.3.6.1

**Stanislaus County Pool 2020/21**  
**Portfolio Management**  
**Portfolio Details - Investments**  
**May 31, 2021**

Page 1

CUSIP	Investment #	Issuer	Average Balance	Purchase Date	Par Value	Market Value	Book Value	Stated Rate	YTM 360	YTM 365	Days to Maturity	Maturity Date
<b>Negotiable CDs</b>												
48668ML43	3687	Kookmin Bank NY		07/01/2020	25,000,000.00	25,010,750.00	25,000,000.00	0.540	0.540	0.548	29	06/30/2021
53947CFH6	3685	Lloyds TSB Bank PLC NY		06/30/2020	25,000,000.00	25,010,500.00	25,000,000.00	0.550	0.550	0.558	29	06/30/2021
53947CFH6	3686	Lloyds TSB Bank PLC NY		06/30/2020	25,000,000.00	25,010,500.00	25,000,000.00	0.550	0.550	0.558	29	06/30/2021
85325V6B1	3690	Standard Chartered Bk NY		07/22/2020	25,000,000.00	25,007,500.00	25,000,000.00	0.405	0.405	0.411	36	07/07/2021
85325VB25	3737	Standard Chartered Bk NY		11/06/2020	15,000,000.00	15,003,450.00	15,000,000.00	0.290	0.290	0.294	50	07/21/2021
85325V7C8	3726	Standard Chartered Bk NY		09/24/2020	16,000,000.00	16,004,320.00	16,000,000.00	0.280	0.280	0.284	66	08/06/2021
22549L5V3	3751	Credit Suisse First Bost NY		12/08/2020	25,000,000.00	25,006,500.00	25,000,000.00	0.250	0.250	0.253	98	09/07/2021
22549L4Z5	3747	Credit Suisse First Bost NY		12/02/2020	25,000,000.00	25,009,500.00	25,000,000.00	0.280	0.280	0.284	127	10/06/2021
90275DNV8	3781	UBS Ag Stamford Ct		04/09/2021	15,000,000.00	15,015,000.00	15,000,000.00	0.250	0.250	0.253	497	10/11/2022
06426GUN5	3780	Bank of the West		04/08/2021	10,000,000.00	10,004,900.00	10,000,000.00	0.250	0.250	0.253	504	10/18/2022
<b>Subtotal and Average</b>			<b>209,225,806.45</b>		<b>206,000,000.00</b>	<b>206,082,920.00</b>	<b>206,000,000.00</b>		<b>0.386</b>	<b>0.391</b>	<b>112</b>	
<b>Commercial Paper Disc. -Amortizing</b>												
63873JUN8	3742	Natixis Banque Popular NY		11/18/2020	25,000,000.00	24,997,250.00	24,990,437.50	0.270	0.273	0.277	51	07/22/2021
30229AWQ8	3762	Exxon Mobile Corp		12/28/2020	25,000,000.00	24,991,250.00	24,983,229.17	0.210	0.213	0.216	115	09/24/2021
<b>Subtotal and Average</b>			<b>49,968,666.67</b>		<b>50,000,000.00</b>	<b>49,988,500.00</b>	<b>49,973,666.67</b>		<b>0.243</b>	<b>0.246</b>	<b>83</b>	
<b>Managed Pool Account - LAIF</b>												
SYS61	61	Local Agency Investment Fund		07/01/2019	45,000,000.00	45,057,143.39	45,000,000.00	0.350	0.345	0.350	1	
<b>Subtotal and Average</b>			<b>54,677,419.35</b>		<b>45,000,000.00</b>	<b>45,057,143.39</b>	<b>45,000,000.00</b>		<b>0.345</b>	<b>0.350</b>	<b>1</b>	
<b>Managed Pool Account - CAMP</b>												
CAMP	62	California Asset Management Pr		05/20/2020	411.00	411.00	411.00	0.060	0.059	0.060	1	
<b>Subtotal and Average</b>			<b>9,677,601.52</b>		<b>411.00</b>	<b>411.00</b>	<b>411.00</b>		<b>0.059</b>	<b>0.060</b>	<b>1</b>	
<b>Federal Agency Coupon Securities</b>												
3130A0EN6	3608	Federal Home Loan Bank		04/10/2019	9,355,000.00	9,492,892.70	9,380,968.90	2.875	2.294	2.326	192	12/10/2021
3130A0EN6	3620	Federal Home Loan Bank		05/28/2019	5,260,000.00	5,337,532.40	5,280,329.73	2.875	2.086	2.115	192	12/10/2021
313378WG2	3607	Federal Home Loan Bank		04/10/2019	15,000,000.00	15,285,600.00	15,017,783.06	2.500	2.360	2.393	283	03/11/2022
3130AH6Q1	3642	Federal Home Loan Bank		09/30/2019	10,000,000.00	10,156,400.00	9,994,467.62	1.560	1.590	1.612	400	07/06/2022
313380GJ0	3627	Federal Home Loan Bank		05/29/2019	10,000,000.00	10,241,000.00	9,984,047.63	2.000	2.101	2.130	465	09/09/2022
3133EGWJ0	3621	Federal Farm Credit Bank		05/29/2019	5,695,000.00	5,792,498.40	5,641,259.04	1.400	2.111	2.140	485	09/29/2022
3133ELGU2	3665	Federal Farm Credit Bank		01/10/2020	12,000,000.00	12,273,480.00	11,992,473.00	1.550	1.568	1.590	588	01/10/2023
313383QR5	3649	Federal Home Loan Bank		10/31/2019	5,340,000.00	5,669,478.00	5,507,690.48	3.250	1.621	1.644	738	06/09/2023
31422BQP8	3656	Farmer Mac		12/16/2019	25,000,000.00	25,735,500.00	25,000,000.00	1.640	1.618	1.640	745	06/16/2023

Portfolio POOL  
AC  
PM (PRF\_PM2) 7.3.0

Run Date: 07/06/2021 - 11:24

Report Ver. 7.3.6.1

**Stanislaus County Pool 2020/21**  
**Portfolio Management**  
**Portfolio Details - Investments**  
**May 31, 2021**

Page 2

CUSIP	Investment #	Issuer	Average Balance	Purchase Date	Par Value	Market Value	Book Value	Stated Rate	YTM 360	YTM 365	Days to Maturity	Maturity Date
<b>Federal Agency Coupon Securities</b>												
3134GWVF0	3731	Federal Home Loan Mortgage Co		10/07/2020	15,000,000.00	14,996,250.00	15,000,000.00	0.250	0.247	0.250	766	07/07/2023
3134GWVF0	3732	Federal Home Loan Mortgage Co		10/07/2020	15,000,000.00	14,996,250.00	15,000,000.00	0.250	0.247	0.250	766	07/07/2023
3135G05R0	3698	Federal National Mortgage Asso		08/12/2020	10,000,000.00	10,004,500.00	9,992,680.89	0.300	0.329	0.334	800	08/10/2023
3135G0U43	3646	Federal National Mortgage Asso		10/30/2019	15,000,000.00	15,903,150.00	15,395,460.13	2.875	1.653	1.676	833	09/12/2023
3130AK6F8	3724	Federal Home Loan Bank		09/21/2020	10,000,000.00	9,984,300.00	9,994,236.11	0.230	0.252	0.255	842	09/21/2023
3130AK6F8	3725	Federal Home Loan Bank		09/21/2020	5,000,000.00	4,992,150.00	4,998,078.70	0.230	0.243	0.247	842	09/21/2023
3130AKAF3	3730	Federal Home Loan Bank		10/05/2020	14,000,000.00	13,992,020.00	13,985,230.00	0.220	0.262	0.265	856	10/05/2023
31422BNM8	3647	Farmer Mac		10/30/2019	5,800,000.00	5,994,532.00	5,791,774.67	1.630	1.668	1.691	881	10/30/2023
3133EK4X1	3648	Federal Farm Credit Bank		11/01/2019	5,000,000.00	5,160,900.00	4,990,221.56	1.600	1.661	1.684	883	11/01/2023
3133EK4X1	3650	Federal Farm Credit Bank		11/01/2019	10,000,000.00	10,321,800.00	9,986,285.42	1.600	1.636	1.659	883	11/01/2023
3134GWSK3	3711	Federal Home Loan Mortgage Co		09/03/2020	15,000,000.00	15,001,350.00	15,000,000.00	0.400	0.395	0.400	1,000	02/26/2024
3133EL6H2	3716	Federal Farm Credit Bank		09/08/2020	10,000,000.00	10,000,000.00	9,996,046.97	0.360	0.369	0.374	1,007	03/04/2024
3135GA3C3	3740	Federal National Mortgage Asso		11/17/2020	15,000,000.00	15,016,350.00	15,000,000.00	0.350	0.345	0.350	1,081	05/17/2024
3135GA4S7	3743	Federal National Mortgage Asso		11/20/2020	5,000,000.00	4,993,250.00	5,000,000.00	0.375	0.370	0.375	1,081	05/17/2024
3130AKFU5	3744	Federal Home Loan Bank		11/24/2020	17,800,000.00	17,780,598.00	17,792,269.29	0.350	0.360	0.365	1,088	05/24/2024
3134GXDK7	3746	Federal Home Loan Mortgage Co		11/30/2020	14,400,000.00	14,387,904.00	14,400,000.00	0.325	0.321	0.325	1,094	05/30/2024
3134GWJ64	3717	Federal Home Loan Mortgage Co		09/10/2020	10,000,000.00	9,969,800.00	10,000,000.00	0.400	0.395	0.400	1,105	06/10/2024
3134GXDL5	3748	Federal Home Loan Mortgage Co		12/10/2020	3,000,000.00	2,998,560.00	3,000,000.00	0.350	0.345	0.350	1,105	06/10/2024
3134GXDL5	3749	Federal Home Loan Mortgage Co		12/10/2020	6,200,000.00	6,197,024.00	6,200,000.00	0.350	0.345	0.350	1,105	06/10/2024
3134GXDL5	3750	Federal Home Loan Mortgage Co		12/10/2020	15,800,000.00	15,792,416.00	15,800,000.00	0.350	0.345	0.350	1,105	06/10/2024
3130A1XJ2	3645	Federal Home Loan Bank		10/25/2019	20,000,000.00	21,528,600.00	20,728,099.10	2.875	1.603	1.625	1,109	06/14/2024
3133EMAB8	3722	Federal Farm Credit Bank		09/17/2020	10,000,000.00	9,992,000.00	9,995,940.74	0.390	0.398	0.403	1,112	06/17/2024
31422BE89	3738	Farmer Mac		11/06/2020	10,000,000.00	10,027,600.00	10,031,507.46	0.420	0.312	0.316	1,114	06/19/2024
3134GV3A4	3714	Federal Home Loan Mortgage Co		09/04/2020	8,000,000.00	8,015,440.00	8,011,736.82	0.500	0.446	0.452	1,126	07/01/2024
3136G4Z71	3710	Federal National Mortgage Asso		09/02/2020	10,000,000.00	10,018,800.00	10,000,000.00	0.450	0.444	0.450	1,182	08/26/2024
3130AJZH5	3712	Federal Home Loan Bank		09/04/2020	3,000,000.00	2,999,280.00	2,999,389.74	0.450	0.450	0.456	1,183	08/27/2024
3133EL6V1	3719	Federal Farm Credit Bank		09/14/2020	10,000,000.00	9,993,700.00	9,993,431.75	0.430	0.444	0.450	1,197	09/10/2024
3130A2UW4	3644	Federal Home Loan Bank		10/25/2019	20,000,000.00	21,613,200.00	20,750,213.65	2.875	1.657	1.680	1,200	09/13/2024
3134GWUX2	3728	Federal Home Loan Mortgage Co		09/30/2020	22,550,000.00	22,519,557.50	22,535,917.99	0.375	0.389	0.394	1,217	09/30/2024
3133EMCN0	3734	Federal Farm Credit Bank		10/15/2020	5,000,000.00	4,992,750.00	4,993,677.08	0.400	0.432	0.438	1,232	10/15/2024
3133EMJP8	3754	Federal Farm Credit Bank		12/10/2020	20,000,000.00	19,961,200.00	20,000,000.00	0.490	0.483	0.490	1,378	03/10/2025
3135GAAZ4	3757	Federal National Mortgage Asso		12/24/2020	8,000,000.00	7,935,600.00	8,000,000.00	0.500	0.493	0.500	1,484	06/24/2025
3136G4A86	3688	Federal National Mortgage Asso		07/21/2020	25,000,000.00	24,790,000.00	24,927,569.44	0.500	0.563	0.571	1,511	07/21/2025
3130AM2X9	3788	Federal Home Loan Bank		04/28/2021	10,000,000.00	10,001,400.00	10,000,000.00	0.900	0.888	0.900	1,518	07/28/2025
3133ELZ80	3693	Federal Farm Credit Bank		07/29/2020	25,000,000.00	24,626,250.00	25,000,000.00	0.580	0.572	0.580	1,519	07/29/2025
3133EL2S2	3694	Federal Farm Credit Bank		08/04/2020	10,000,000.00	10,000,200.00	10,000,000.00	0.670	0.661	0.670	1,525	08/04/2025

Portfolio POOL  
AC  
PM (PRF\_PM2) 7.3.0

**Stanislaus County Pool 2020/21**  
**Portfolio Management**  
**Portfolio Details - Investments**  
**May 31, 2021**

Page 3

CUSIP	Investment #	Issuer	Average Balance	Purchase Date	Par Value	Market Value	Book Value	Stated Rate	YTM 360	YTM 365	Days to Maturity	Maturity Date
<b>Federal Agency Coupon Securities</b>												
3134GJW7	3695	Federal Home Loan Mortgage Co		08/04/2020	15,000,000.00	14,909,700.00	15,000,000.00	0.550	0.542	0.550	1,525	08/04/2025
3136G4Q48	3702	Federal National Mortgage Asso		08/19/2020	10,000,000.00	9,950,900.00	9,991,566.67	0.600	0.612	0.620	1,540	08/19/2025
3136G4M34	3703	Federal National Mortgage Asso		08/19/2020	5,000,000.00	4,945,150.00	5,000,000.00	0.450	0.444	0.450	1,540	08/19/2025
3133EL4W1	3715	Federal Farm Credit Bank		09/04/2020	10,000,000.00	9,849,800.00	9,995,745.39	0.610	0.612	0.620	1,546	08/25/2025
3135G05X7	3708	Federal National Mortgage Asso		08/27/2020	10,000,000.00	9,887,000.00	9,960,331.92	0.375	0.463	0.470	1,546	08/25/2025
3136G4X57	3713	Federal National Mortgage Asso		09/04/2020	7,441,000.00	7,411,905.69	7,441,000.00	0.625	0.616	0.625	1,546	08/25/2025
3130AJZ36	3707	Federal Home Loan Bank		08/27/2020	10,000,000.00	9,927,700.00	9,991,522.22	0.600	0.612	0.620	1,548	08/27/2025
3136G4N33	3704	Federal National Mortgage Asso		08/27/2020	5,000,000.00	4,953,850.00	5,000,000.00	0.500	0.528	0.536	1,548	08/27/2025
3136G4S87	3705	Federal National Mortgage Asso		08/27/2020	5,000,000.00	4,985,150.00	5,000,000.00	0.650	0.641	0.650	1,548	08/27/2025
3130AK4T0	3718	Federal Home Loan Bank		09/11/2020	5,000,000.00	4,950,700.00	4,995,722.22	0.580	0.592	0.600	1,563	09/11/2025
3134GWL38	3721	Federal Home Loan Mortgage Co		09/15/2020	15,000,000.00	14,875,650.00	15,000,000.00	0.540	0.533	0.540	1,567	09/15/2025
3133EMBJ0	3729	Federal Farm Credit Bank		10/01/2020	5,000,000.00	4,966,150.00	4,995,667.41	0.530	0.543	0.550	1,581	09/29/2025
3134GWY91	3733	Federal Home Loan Mortgage Co		10/15/2020	5,000,000.00	4,919,000.00	5,000,000.00	0.570	0.562	0.570	1,597	10/15/2025
3133EMEC2	3739	Federal Farm Credit Bank		11/09/2020	10,000,000.00	9,885,900.00	9,984,482.61	0.530	0.558	0.566	1,604	10/22/2025
31422B2J8	3735	Farmer Mac		10/29/2020	5,000,000.00	4,960,500.00	4,999,470.67	0.500	0.496	0.502	1,611	10/29/2025
3135GAZ23	3741	Federal National Mortgage Asso		11/17/2020	5,000,000.00	4,954,850.00	4,994,423.61	0.560	0.577	0.585	1,630	11/17/2025
3130ALYU2	3787	Federal Home Loan Bank		04/28/2021	10,000,000.00	10,001,400.00	10,000,000.00	1.000	0.986	1.000	1,702	01/28/2026
3130ALCV4	3783	Federal Home Loan Bank		04/13/2021	10,000,000.00	9,956,500.00	9,922,675.49	0.750	0.927	0.940	1,729	02/24/2026
3130AKZP4	3773	Federal Home Loan Bank		02/26/2021	15,000,000.00	14,825,250.00	15,000,000.00	0.600	0.592	0.600	1,731	02/26/2026
3133EMVW9	3782	Federal Farm Credit Bank		04/13/2021	15,000,000.00	15,000,450.00	15,000,000.00	1.120	1.105	1.120	1,777	04/13/2026
3130ALWQ3	3778	Federal Home Loan Bank		04/27/2021	15,000,000.00	15,003,750.00	15,000,000.00	1.150	1.134	1.150	1,791	04/27/2026
3130AM2J0	3789	Federal Home Loan Bank		04/28/2021	10,000,000.00	10,004,700.00	10,000,000.00	1.050	1.036	1.050	1,792	04/28/2026
3130ALZQ0	3790	Federal Home Loan Bank		04/28/2021	10,000,000.00	10,003,900.00	10,000,000.00	0.500	0.493	0.500	1,792	04/28/2026
3130AM6U1	3791	Federal Home Loan Bank		04/28/2021	10,000,000.00	10,000,400.00	10,000,000.00	0.625	0.616	0.625	1,792	04/28/2026
3130AMKN1	3795	Federal Home Loan Bank		05/27/2021	18,600,000.00	18,592,746.00	18,600,000.00	0.500	0.493	0.500	1,821	05/27/2026
<b>Subtotal and Average</b>			<b>758,388,372.06</b>		<b>772,241,000.00</b>	<b>777,206,064.69</b>	<b>773,961,395.18</b>		<b>0.805</b>	<b>0.816</b>	<b>1,216</b>	
<b>Treasury Coupon Securities</b>												
912828Y20	3580	U S Treasury Securities		01/15/2019	15,000,000.00	15,047,400.00	15,001,804.69	2.625	2.488	2.523	44	07/15/2021
9128282F6	3576	U S Treasury Securities		12/27/2018	15,000,000.00	15,040,950.00	14,998,765.63	1.125	2.543	2.578	91	08/31/2021
912828D72	3579	U S Treasury Securities		01/15/2019	15,000,000.00	15,073,350.00	14,999,555.99	2.000	2.503	2.537	91	08/31/2021
9128285A4	3587	U S Treasury Securities		02/28/2019	15,000,000.00	15,117,450.00	15,010,765.40	2.750	2.458	2.492	106	09/15/2021
912828F21	3588	U S Treasury Securities		02/28/2019	15,000,000.00	15,103,800.00	14,982,343.92	2.125	2.466	2.500	121	09/30/2021
912828F96	3604	U S Treasury Securities		04/05/2019	15,000,000.00	15,120,750.00	14,981,878.38	2.000	2.270	2.302	152	10/31/2021
912828G53	3605	U S Treasury Securities		04/05/2019	20,000,000.00	20,181,200.00	19,958,998.69	1.875	2.268	2.299	182	11/30/2021
9128285R7	3606	U S Treasury Securities		04/05/2019	15,000,000.00	15,209,250.00	15,025,781.25	2.625	2.262	2.294	197	12/15/2021

Portfolio POOL  
AC  
PM (PRF\_PM2) 7.3.0

**Stanislaus County Pool 2020/21**  
**Portfolio Management**  
**Portfolio Details - Investments**  
**May 31, 2021**

Page 4

CUSIP	Investment #	Issuer	Average Balance	Purchase Date	Par Value	Market Value	Book Value	Stated Rate	YTM 360	YTM 365	Days to Maturity	Maturity Date
<b>Treasury Coupon Securities</b>												
9128286C9	3612	U S Treasury Securities		04/29/2019	15,000,000.00	15,259,050.00	15,024,854.00	2.500	2.225	2.256	259	02/15/2022
912828W55	3613	U S Treasury Securities		04/29/2019	15,000,000.00	15,203,850.00	14,968,359.38	1.875	2.236	2.267	272	02/28/2022
<b>Subtotal and Average</b>			<b>155,918,394.34</b>		<b>155,000,000.00</b>	<b>156,357,050.00</b>	<b>154,953,107.33</b>		<b>2.368</b>	<b>2.401</b>	<b>152</b>	
<b>Medium Term Notes</b>												
24422ERE1	3562	John Deere		12/11/2018	5,000,000.00	5,020,550.00	5,003,210.42	3.900	3.261	3.306	41	07/12/2021
46625HJC5	3655	JP Morgan Chase Bank		12/06/2019	25,000,000.00	25,211,500.00	25,123,242.20	4.350	2.608	2.644	75	08/15/2021
14912L6E6	3563	Caterpillar Financial Service		12/11/2018	9,000,000.00	9,050,130.00	8,990,806.16	2.750	3.194	3.239	80	08/20/2021
24422ERH4	3594	John Deere		03/27/2019	15,000,000.00	15,167,850.00	15,034,879.41	3.150	2.467	2.501	136	10/15/2021
63254ABB3	3596	National Australia Bank/NY		03/29/2019	10,000,000.00	10,148,600.00	10,040,434.55	3.700	2.671	2.708	156	11/04/2021
24422EUQ0	3597	John Deere		03/29/2019	15,000,000.00	15,288,750.00	15,066,060.99	3.200	2.412	2.446	223	01/10/2022
084670BF4	3598	Berkshire Hathaway Finance Cor		04/01/2019	10,000,000.00	10,216,300.00	10,071,559.27	3.400	2.246	2.278	244	01/31/2022
084670BF4	3603	Berkshire Hathaway Finance Cor		04/05/2019	5,000,000.00	5,108,150.00	5,032,435.71	3.400	2.348	2.381	244	01/31/2022
89236TFX8	3609	Toyota Motor Credit Corp		04/12/2019	12,200,000.00	12,458,640.00	12,197,786.72	2.650	2.635	2.672	315	04/12/2022
89236TFX8	3619	Toyota Motor Credit Corp		05/06/2019	6,000,000.00	6,127,200.00	6,004,682.67	2.650	2.520	2.555	315	04/12/2022
69371RP83	3626	PACCAR Financial Corp		05/29/2019	9,845,000.00	10,078,326.50	9,865,886.62	2.650	2.382	2.415	343	05/10/2022
14912L5F4	3614	Caterpillar Financial Service		04/29/2019	5,506,000.00	5,654,111.40	5,520,919.68	2.850	2.531	2.566	365	06/01/2022
49327M2S2	3616	Key Bank NA		04/30/2019	4,100,000.00	4,189,175.00	4,089,752.56	2.400	2.620	2.656	373	06/09/2022
88579YAF8	3617	3M Company		05/02/2019	10,000,000.00	10,194,300.00	9,946,425.93	2.000	2.489	2.524	390	06/26/2022
89236THD0	3765	Toyota Motor Credit Corp		01/13/2021	14,750,000.00	14,798,527.50	14,786,881.45	0.450	0.227	0.230	416	07/22/2022
665859AN4	3629	Northern Trust Corp		05/31/2019	10,000,000.00	10,253,200.00	10,003,984.93	2.375	2.307	2.339	427	08/02/2022
05253JAU5	3638	Aust & NZ Banking Group NY		08/21/2019	15,000,000.00	15,518,850.00	15,141,108.03	2.625	1.920	1.947	526	11/09/2022
46625HJH4	3637	JP Morgan Chase Bank		08/21/2019	15,000,000.00	15,735,150.00	15,267,588.82	3.200	2.046	2.074	603	01/25/2023
49327M2U7	3636	Key Bank NA		06/28/2019	22,200,000.00	23,393,472.00	22,606,683.95	3.375	2.256	2.287	644	03/07/2023
06406RAG2	3628	Bank of New York Mellon Corp		05/30/2019	20,000,000.00	21,274,400.00	20,308,271.73	3.500	2.608	2.644	696	04/28/2023
22550L2D2	3706	Credit Suisse First Bost NY		08/31/2020	10,000,000.00	10,113,800.00	10,105,251.87	1.000	0.444	0.450	703	05/05/2023
22550L2D2	3723	Credit Suisse First Bost NY		09/18/2020	5,000,000.00	5,056,900.00	5,047,817.11	1.000	0.493	0.500	703	05/05/2023
857477AL7	3763	State Street Corp		01/13/2021	2,734,000.00	2,885,026.16	2,883,041.31	3.100	0.296	0.300	713	05/15/2023
06053FAA7	3777	Bank of Agriculture & Commerce		04/01/2021	5,257,000.00	5,678,558.83	5,699,284.55	4.100	0.504	0.511	783	07/24/2023
89236THF5	3699	Toyota Motor Credit Corp		08/14/2020	5,000,000.00	5,020,300.00	5,002,074.28	0.500	0.474	0.481	804	08/14/2023
14913R2F3	3720	Caterpillar Financial Service		09/14/2020	5,000,000.00	5,015,750.00	5,003,619.68	0.450	0.412	0.418	835	09/14/2023
14912L5X5	3776	Caterpillar Financial Service		04/01/2021	5,000,000.00	5,430,200.00	5,414,031.53	3.750	0.386	0.392	906	11/24/2023
24422EUR8	3709	John Deere		08/28/2020	11,075,000.00	11,970,303.00	11,895,104.49	3.450	0.571	0.579	953	01/10/2024
91159HHV5	3764	US Bank NA		01/13/2021	2,500,000.00	2,690,725.00	2,687,070.84	3.375	0.538	0.546	979	02/05/2024
24422EUX5	3793	John Deere		04/22/2021	7,000,000.00	7,423,290.00	7,442,551.97	2.600	0.411	0.417	1,010	03/07/2024
46625HJX9	3774	JP Morgan Chase Bank		04/01/2021	2,047,000.00	2,234,013.92	2,224,284.43	3.625	0.645	0.654	1,077	05/13/2024

Portfolio POOL  
AC  
PM (PRF\_PM2) 7.3.0

**Stanislaus County Pool 2020/21**  
**Portfolio Management**  
**Portfolio Details - Investments**  
**May 31, 2021**

Page 5

CUSIP	Investment #	Issuer	Average Balance	Purchase Date	Par Value	Market Value	Book Value	Stated Rate	YTM 360	YTM 365	Days to Maturity	Maturity Date
<b>Medium Term Notes</b>												
91159HHX1	3727	US Bank NA		09/25/2020	5,575,000.00	5,893,555.50	5,896,393.32	2.400	0.548	0.556	1,155	07/30/2024
30231GBC5	3792	Exxon Mobil Corporation		04/22/2021	10,000,000.00	10,467,600.00	10,480,055.20	2.019	0.613	0.622	1,172	08/16/2024
06406RAL1	3775	Bank of New York Mellon Corp		04/01/2021	12,000,000.00	12,627,840.00	12,598,250.04	2.100	0.606	0.614	1,241	10/24/2024
91159HHZ6	3767	US Bank NA		01/13/2021	3,753,000.00	3,848,326.20	3,864,980.87	1.450	0.671	0.680	1,441	05/12/2025
69353REQ7	3766	PNC Bank NA		01/13/2021	6,450,000.00	7,036,627.50	7,096,540.55	3.250	0.777	0.788	1,461	06/01/2025
02079KAH0	3700	Alphabet Inc (Google)		08/17/2020	5,000,000.00	4,962,000.00	4,995,831.87	0.450	0.464	0.470	1,536	08/15/2025
478160CN2	3794	Johnson & Johnson		04/26/2021	10,000,000.00	9,949,400.00	9,938,208.53	0.550	0.796	0.807	1,553	09/01/2025
48128GX54	3736	JP Morgan Chase Bank		10/30/2020	5,000,000.00	4,881,050.00	5,000,000.00	0.750	0.739	0.749	1,612	10/30/2025
06048WK41	3745	Bank of America		11/25/2020	25,000,000.00	24,047,500.00	25,000,000.00	0.650	0.641	0.650	1,638	11/25/2025
89236THW8	3770	Toyota Motor Credit Corp		01/13/2021	10,000,000.00	9,963,100.00	9,998,191.92	0.800	0.794	0.805	1,683	01/09/2026
89236THW8	3784	Toyota Motor Credit Corp		04/14/2021	15,000,000.00	14,944,650.00	14,856,239.02	0.800	1.045	1.060	1,683	01/09/2026
24422EVK2	3771	John Deere		01/15/2021	5,000,000.00	4,957,050.00	4,989,906.31	0.700	0.738	0.748	1,689	01/15/2026
037833EB2	3772	Apple Inc		02/08/2021	15,000,000.00	14,855,400.00	14,997,202.39	0.700	0.694	0.704	1,713	02/08/2026
037833EB2	3786	Apple Inc		04/14/2021	7,899,000.00	7,822,853.64	7,800,933.69	0.700	0.986	1.000	1,713	02/08/2026
808513BF1	3785	Charles Schwab Corp		04/14/2021	19,283,000.00	19,244,819.66	19,146,683.00	0.900	1.003	1.017	1,744	03/11/2026
<b>Subtotal and Average</b>			<b>468,102,837.38</b>		<b>454,174,000.00</b>	<b>463,907,821.81</b>	<b>460,166,150.57</b>		<b>1.534</b>	<b>1.555</b>	<b>839</b>	
<b>Municipal Bonds</b>												
13067WRA2	3697	CA St. Dept. of Water Resource		08/06/2020	1,250,000.00	1,255,575.00	1,250,000.00	0.414	0.408	0.414	913	12/01/2023
13067WRB0	3696	CA St. Dept. of Water Resource		08/06/2020	1,750,000.00	1,758,767.50	1,750,000.00	0.560	0.552	0.560	1,279	12/01/2024
<b>Subtotal and Average</b>			<b>3,000,000.00</b>		<b>3,000,000.00</b>	<b>3,014,342.50</b>	<b>3,000,000.00</b>		<b>0.492</b>	<b>0.499</b>	<b>1,127</b>	
<b>Money Market Accounts</b>												
SYS3505	3505	Dreyfus Treasury/Agency Fund		07/01/2019	0.00	0.00	0.00	0.030	0.030	0.030	1	
<b>Subtotal and Average</b>			<b>8,152,264.45</b>		<b>0.00</b>	<b>0.00</b>	<b>0.00</b>		<b>0.000</b>	<b>0.000</b>	<b>0</b>	
<b>Total and Average</b>			<b>1,717,111,362.22</b>		<b>1,685,415,411.00</b>	<b>1,701,614,253.39</b>	<b>1,693,054,730.75</b>		<b>1.066</b>	<b>1.081</b>	<b>816</b>	



**Stanislaus County Pool 2020/21**  
**Portfolio Management**  
**Activity By Type**  
**May 1, 2021 through May 31, 2021**

Page 1

CUSIP	Investment #	Issuer	Stated Rate	Transaction Date	Purchases or Deposits	Redemptions or Withdrawals	Balance
<b>Negotiable CDs</b>							
63873QJV7	3691	Natixis Banque Popular NY	0.350	05/05/2021	0.00	25,000,000.00	
		<b>Subtotal</b>			<b>0.00</b>	<b>25,000,000.00</b>	<b>206,000,000.00</b>
<b>Commercial Paper Disc. -Amortizing</b>							
		<b>Subtotal</b>					<b>49,973,666.67</b>
<b>Managed Pool Account - LAIF (Monthly Summary)</b>							
SYS61	61	Local Agency Investment Fund	0.350		95,000,000.00	70,000,000.00	
		<b>Subtotal</b>			<b>95,000,000.00</b>	<b>70,000,000.00</b>	<b>45,000,000.00</b>
<b>Managed Pool Account - CAMP (Monthly Summary)</b>							
CAMP	62	California Asset Management Pr	0.060		45,000,411.00	45,002,001.59	
		<b>Subtotal</b>			<b>45,000,411.00</b>	<b>45,002,001.59</b>	<b>411.00</b>
<b>Federal Agency Coupon Securities</b>							
3130AMKN1	3795	Federal Home Loan Bank	0.500	05/27/2021	18,600,000.00	0.00	
		<b>Subtotal</b>			<b>18,600,000.00</b>	<b>0.00</b>	<b>773,961,395.18</b>
<b>Treasury Coupon Securities</b>							
912828WY2	3575	U S Treasury Securities	2.250	05/03/2021	0.00	14,989,181.82	
		<b>Subtotal</b>			<b>0.00</b>	<b>14,989,181.82</b>	<b>154,953,107.33</b>
<b>Medium Term Notes</b>							
69371RP26	3602	PACCAR Financial Corp	3.100	05/10/2021	0.00	1,238,000.00	
857477AV5	3561	State Street Corp	1.950	05/19/2021	0.00	5,000,000.00	
857477AV5	3577	State Street Corp	1.950	05/19/2021	0.00	2,709,000.00	
857477AV5	3618	State Street Corp	1.950	05/19/2021	0.00	5,000,000.00	
		<b>Subtotal</b>			<b>0.00</b>	<b>13,947,000.00</b>	<b>460,166,150.57</b>
<b>Municipal Bonds</b>							
		<b>Subtotal</b>					<b>3,000,000.00</b>
<b>Money Market Accounts (Monthly Summary)</b>							
SYS3505	3505	Dreyfus Treasury/Agency Fund	0.030		80,915,723.67	95,701,709.94	
		<b>Subtotal</b>			<b>80,915,723.67</b>	<b>95,701,709.94</b>	<b>0.00</b>

**Stanislaus County Pool 2020/21**  
**Portfolio Management**  
**Activity By Type**  
**May 1, 2021 through May 31, 2021**

Page 2

CUSIP	Investment #	Issuer	Stated Rate	Transaction Date	Purchases or Deposits	Redemptions or Withdrawals	Balance
Total					239,516,134.67	264,639,893.35	1,693,054,730.75

**Stanislaus County Pool 2020/21  
Portfolio Management  
Activity Summary  
May 2020 through May 2021**

Page 1

Month End	Year	Number of Securities	Total Invested	Yield to Maturity		Managed Pool Rate	Number of Investments Purchased	Number of Investments Redeemed	Average Term	Average Days to Maturity
				360 Equivalent	365 Equivalent					
May	2020	109	1,646,115,973.73	1.904	1.930	1.300	2	5	710	420
June	2020	106	1,575,756,793.36	1.810	1.835	1.080	2	8	687	383
July	2020	105	1,529,264,759.66	1.761	1.786	0.820	7	4	792	471
August	2020	117	1,492,766,049.44	1.717	1.741	0.720	16	6	919	583
September	2020	130	1,643,294,799.93	1.514	1.535	0.650	19	5	945	633
October	2020	133	1,596,545,753.60	1.451	1.471	0.600	8	10	997	672
November	2020	134	1,642,592,913.67	1.382	1.401	0.560	10	4	1,037	717
December	2020	141	1,876,349,566.08	1.201	1.218	0.560	12	3	947	651
January	2021	145	1,778,545,179.70	1.199	1.216	0.420	7	4	991	667
February	2021	143	1,659,345,842.28	1.227	1.244	0.370	2	5	1,073	715
March	2021	139	1,663,448,237.19	1.174	1.190	0.350	0	4	1,052	684
April	2021	154	1,718,609,078.96	1.091	1.106	0.350	20	6	1,160	814
May	2021	149	1,693,054,730.75	1.066	1.081	0.350	1	6	1,178	816
Average		131	1,655,053,052.18	1.423%	1.443%	0.625	8	5	961	633

**Stanislaus County Pool 2020/21  
Portfolio Management  
Distribution of Investments By Type  
May 2020 through May 2021**

Page 1

Security Type	May 2020	June 2020	July 2020	August 2020	September 2020	October 2020	November 2020	December 2020	January 2021	February 2021	March 2021	April 2021	May 2021	Average by Period
<b>Certificates of Deposit - Bank</b>														
Negotiable CDs	3.7	6.0	11.1	11.4	10.4	9.5	9.5	16.3	15.8	13.9	12.4	13.4	12.2	11.2%
Commercial Paper Disc. -Amortizing	7.6	6.3	5.2	3.7	2.7		1.5	2.7	2.8	3.0	3.0	2.9	3.0	3.4%
<b>Bankers Acceptances -Amortizing</b>														
Managed Pool Account - LAIF	4.0	4.1	4.9	5.0	4.6	4.7	4.6	4.0	4.2	1.8	4.5	1.2	2.7	3.9%
Managed Pool Account - CAMP	18.2	17.5	9.5	4.0	6.1	5.6	2.4	5.1						5.3%
Federal Agency Coupon Securities	23.0	19.3	24.3	30.6	33.9	37.6	39.7	36.3	36.9	40.1	40.0	44.0	45.7	34.7%
<b>Federal Agency Disc. -Amortizing</b>														
Treasury Coupon Securities	21.5	22.5	21.2	20.4	18.5	17.8	17.3	14.6	15.4	14.8	12.9	9.9	9.2	16.6%
<b>Treasury Discounts -Amortizing</b>														
<b>Rolling Repurchase Agreements</b>														
<b>Repurchase Agreements - Term</b>														
Medium Term Notes	22.2	22.6	23.3	24.4	23.1	23.9	23.7	20.8	22.7	25.3	24.9	27.6	27.2	24.0%
<b>California Registered Warrants</b>														
Municipal Bonds				0.2	0.2	0.2	0.2	0.2	0.2	0.2	0.2	0.2	0.2	0.1%
Money Market Accounts		1.7	0.6	0.4	0.5	0.7	1.0	0.1	2.0	1.0	2.1	0.9		0.8%
<b>Municipal Anticipation Note</b>														
<b>Calif Local Agency Indebtedness</b>														