

**THE BOARD OF SUPERVISORS OF THE COUNTY OF STANISLAUS  
BOARD ACTION SUMMARY**

DEPT: Treasurer / Tax Collector

BOARD AGENDA: 5.B.2  
AGENDA DATE: July 11, 2023

**SUBJECT:**

Acceptance of the Stanislaus County Treasury Pool April 2023 Monthly Investment Report


**BOARD ACTION AS FOLLOWS:**

**RESOLUTION NO. 2023-0351**

On motion of Supervisor B. Condit Seconded by Supervisor Chiesa  
and approved by the following vote,  
Ayes: Supervisors: B. Condit, Chiesa, Withrow, Grewal, and Chairman C. Condit  
Noes: Supervisors: None  
Excused or Absent: Supervisors: None  
Abstaining: Supervisor: None

- 1)  Approved as recommended
- 2)  Denied
- 3)  Approved as amended
- 4)  Other:

**MOTION:**

ATTEST:   
ELIZABETH A. KING, Clerk of the Board of Supervisors

File No.

**THE BOARD OF SUPERVISORS OF THE COUNTY OF STANISLAUS  
AGENDA ITEM**

DEPT: Treasurer / Tax Collector

BOARD AGENDA:5.B.2  
AGENDA DATE: July 11, 2023

CONSENT:

CEO CONCURRENCE: YES

4/5 Vote Required: No

---

**SUBJECT:**

Acceptance of the Stanislaus County Treasury Pool April 2023 Monthly Investment Report

**STAFF RECOMMENDATION:**

1. Accept the April 2023 Investment Report for the Stanislaus County Treasury Pool.
2. Authorize the Chairman of the Board of Supervisors to sign on behalf of the Board that the report has been reviewed and accepted.

**DISCUSSION:**

On April 16, 1996, the Board of Supervisors enacted Code Sections 2.30.010 through 2.30.040. This provided for a comprehensive policy of investment delegation and oversight, including:

- Delegation of day-to-day investment to the County Treasurer-Tax Collector
- Qualifications for the Office of County Treasurer-Tax Collector
- Establishment of a Treasury Pool Oversight Committee

On June 28, 2022, the Board of Supervisors reviewed and adopted revisions to the Investment Policy (Policy), effective July 1, 2022. Revisions to the Policy were prepared by the Stanislaus County Treasurer-Tax Collector and reviewed for conformity with California State law by the Treasury Oversight Committee members comprised of the County Auditor-Controller, the County Superintendent of Schools' designee, and a member of the public, who is familiar with investments.

The Policy includes language that mandates the preparation of the monthly report and provides guidelines for its contents. Each monthly report contains a summary, with sufficient detail to show investment activity and compliance with legal and policy directives. The report is prepared by the Stanislaus County Treasurer-Tax Collector's Office, reviewed by the Treasurer-Tax Collector for conformity with the Stanislaus County Treasury Pool Investment Policy and distributed to the Treasury Pool Oversight Committee.

The Stanislaus County Treasury Pool yield to maturity for April 2023 was 2.44%; this increase is due, in part, to the Open Market Activities of the Federal Reserve. The Average-Days-to-Maturity at the end of April was 457 days. With the current cash flow

and investment schedule, the Treasury is projecting sufficient cash to meet historical cash needs for the next six months, through the end of October 2023.

To provide additional information regarding the composition of the Treasury Pool and the diversity of holdings, the Treasurer-Tax Collector's monthly investment report includes the composition of the pool, as provided by the Auditor-Controller, a comparison of the Treasury Pool investment holdings year-on-year, and a comparison of the Stanislaus County Treasury Pool to similar investment pools in the eight comparable counties. It should be noted that differences in size, cash flow, need, and composition of funds impact the strategy used and that earnings rates will fluctuate over time.

Upon acceptance and signature of the Chairman, the report can be viewed on the Stanislaus County Treasurer-Tax Collector's Office website at:

<http://www.stancounty.com/tr-tax/treasury.shtm>.

**POLICY ISSUE:**

Section 27133(e) of the State of California Government Code requires that the Treasurer of any county having an Oversight Committee prepare an investment report for said Committee. Section 2.30.040 of the Stanislaus County Code establishes the Treasury Oversight Committee and the Stanislaus County Investment Policy further mandates preparation, review, and acceptance of the investment report.

**FISCAL IMPACT:**

Costs associated with administration of the Pool, including the cost to produce the Monthly Investment Report (estimated at \$800 per month) are deducted from interest earnings before distribution is made to the participating agencies' funds.

**BOARD OF SUPERVISORS' PRIORITY:**

The recommended actions are consistent with the Board's priority of *Delivering Efficient Public Services* by providing transparency and adherence to the law through the issuance of monthly investment reports.

**STAFFING IMPACT:**

There is no staffing impact associated with acceptance of the Treasury Pool's Monthly Investment Report. Existing Department staff prepares the monthly report.

**CONTACT PERSON:**

Donna Riley, Treasurer-Tax Collector

Telephone: (209) 525-4466

**ATTACHMENT(S):**

1. April 2023 Investment Report



**OFFICE OF TREASURER/TAX COLLECTOR**

Donna Riley  
Treasurer/Tax Collector

PO Box 3052, Modesto, CA 95353-0859  
Phone: 209.525.6524 Fax: 209.525-4333

**Stanislaus County Treasury – Pooled Investments**  
Monthly Investment Report  
April 2023

The Stanislaus County Treasury Pool yield to maturity for April was 2.44%, with an Average-Days-to-Maturity of 457 days.


With the current cash flow and investment schedule, the Pool will have sufficient cash to meet the historical cash needs for the next six months, through the end of October 2023.

Both the Assistant Treasurer/Tax Collector and Treasurer/Tax Collector have reviewed the portfolio for compliance with the investment policy and the US Bank custodial statement for accuracy and completeness. The custodial statement is the source of market valuation for securities held by our custodial agent. All other securities are valued at cost.

The Treasury Monthly Investment Report for April 2023 has been provided to the Treasury Oversight Committee members for review.


  
\_\_\_\_\_  
Dolores Sarenana, Assistant Treasurer/Tax Collector

05/24/23  
Date

  
\_\_\_\_\_  
Donna Riley, Treasurer/Tax Collector

05/24/2023  
Date

The County of Stanislaus Board of Supervisors has reviewed and accepted the April 2023 Treasurer's Monthly Investment Report.

  
\_\_\_\_\_  
Chairman, Board of Supervisors

7-11-23  
Date



## Stanislaus County Treasury - Pooled Investments Investment Pool Summary April 30, 2023

CASHFLOW:	APRIL 2023	YTD FY 2023	APRIL 2022	YTD FY 2022
BEG. CASH BALANCE	\$ 2,393,751,195.86	\$ 2,194,390,009.89	\$ 2,067,617,621.75	\$ 1,856,172,708.82
RECEIPTS	537,710,908.08	3,557,161,511.33	394,594,129.19	3,195,245,969.80
DISBURSEMENTS	(287,328,176.71)	(3,107,417,593.99)	(273,181,076.04)	(2,862,388,003.72)
ENDING CASH BALANCE	\$ 2,644,133,927.23	\$ 2,644,133,927.23	\$ 2,189,030,674.90	\$ 2,189,030,674.90

INTEREST INCOME:	APRIL 2023	YTD FY 2023	APRIL 2022	YTD FY 2022
INTEREST RECEIVED	\$ 2,187,082.17	\$ 18,980,728.19	\$ 991,662.00	\$ 14,513,717.60
TREASURY EXPENSE*	(43,373.91)	(465,285.55)	(48,467.71)	(412,693.14)
AUDITOR EXPENSE*	(11,718.06)	(117,180.64)	(22,419.70)	(134,518.21)
NET DISTRIBUTION	\$ 2,131,990.20	\$ 18,398,262.00	\$ 920,774.59	\$ 13,966,506.25

\*BASED ON ACTUALS

	ORACLE BOOK VALUE	MARKET VALUE	MAX INVEST. AS % OF TOTAL	ORACLE BOOK VALUE AS % OF TOTAL	MAX DAYS TO MATURE	AVG DAYS TO MATURE	YTM 360 EQUIV.
BALANCE - 04/30/2023							
NEGOTIABLE CERT. OF DEPOSIT	\$ 120,000,000.00	\$ 119,781,250.00	30.00%	4.57%	1,825	120	4.42%
COMMERCIAL PAPER	189,376,905.51	193,210,700.00	40.00%	7.21%	270	63	5.17%
MANAGED POOL - CAMP AGENCIES	452,500,000.00	452,500,000.00		17.23%		1	4.93%
AGENCIES	1,033,978,673.15	971,461,361.63		39.36%	1,825	679	0.90%
AGENCIES - AMORTIZING	4,909,618.06	4,934,400.00		0.19%	1,825	99	4.91%
TREASURIES	228,197,820.31	219,876,550.00		8.69%	1,825	494	1.57%
TREASURIES - AMORTIZING	103,518,825.00	103,711,750.00		3.94%	1,825	89	5.03%
MEDIUM TERM NOTES	491,155,161.42	461,612,748.84	30.00%	18.70%	1,825	714	1.70%
MUNICIPAL BONDS	3,000,000.00	2,854,465.00		0.11%	1,825	428	0.49%
TOTAL INVESTMENTS	\$ 2,626,637,003.45	\$ 2,529,943,225.47		100.00%		457	2.44%
BOOK CASH BALANCE	17,496,923.78	17,496,923.78					
TOTAL	\$ 2,644,133,927.23	\$ 2,547,440,149.25					

**BOOK & BANK BALANCE RECONCILIATION:**

ORACLE FMS ENDING BOOK CASH BALANCE	\$ 17,391,499.83
TREASURY DEPOSITS IN TRANSIT (VAULT)	105,423.95
BANK RETURNED CHECKS	0.00
BOOK CASH BALANCE	\$ 17,496,923.78
<u>UNRECORDED BANK ITEMS</u>	
TREASURY/TAXES CREDIT CARD REVENUE	(382,184.45)
TREASURY DEPOSITS IN TRANSIT (CASH/COIN SHIPMENTS)	(88,500.00)
TREASURY CASH ON HAND (VAULT)	(105,423.95)
<u>UNRECORDED BOOK ITEMS</u>	
BANK CREDITS/REVENUE	101,301.42
BANK DEBITS/WITHDRAWALS	(2,472,012.83)
BANK RETURNED CHECKS	
BANK CASH BALANCE	\$ 14,550,103.97

**ORACLE FMS TOTAL INVESTMENTS RECONCILIATION:**

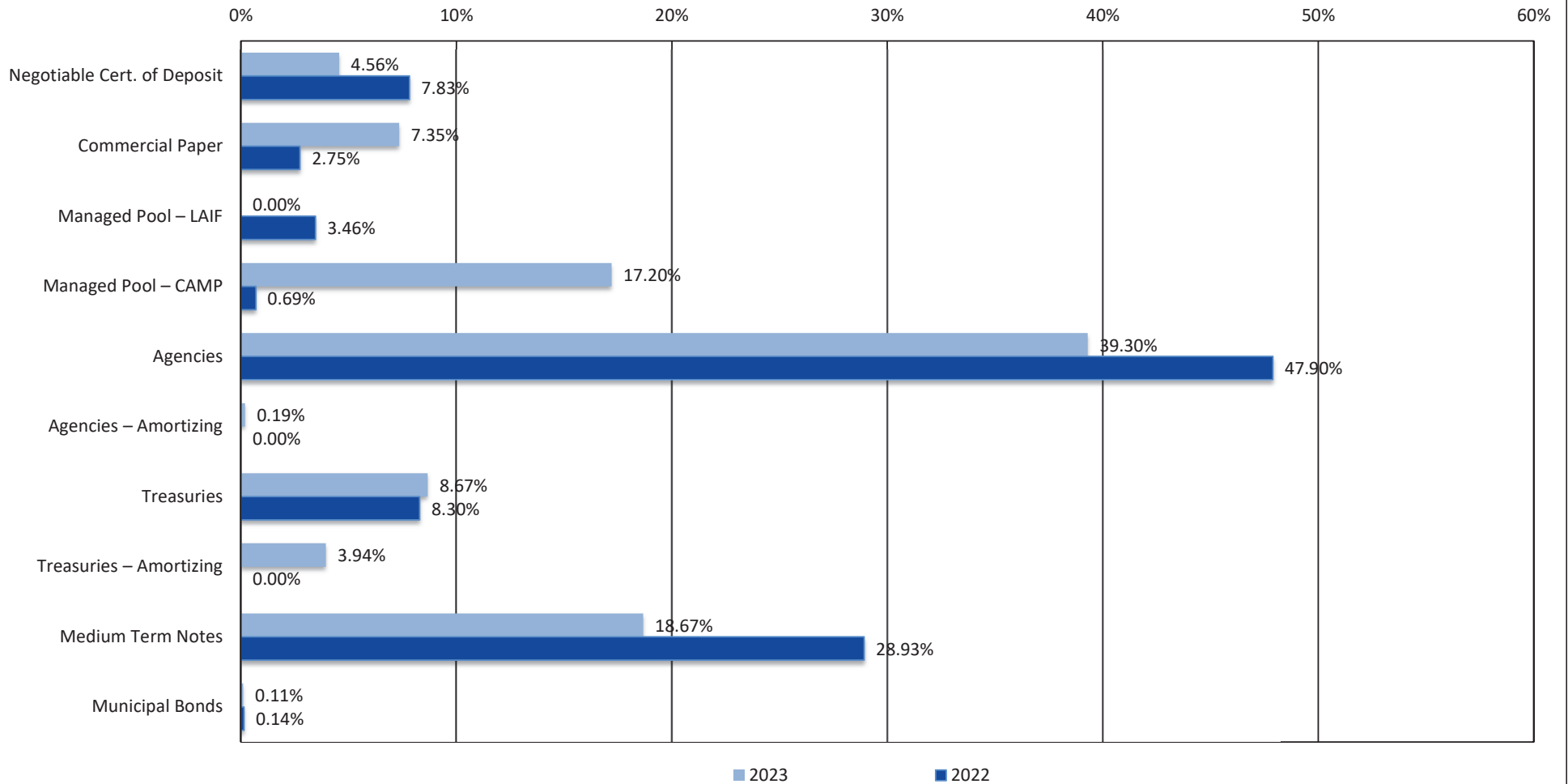
POOLED CASH - ALL FUNDS ON DEPOSIT	\$ 2,595,485,228.53
OUTSTANDING CHECKS/TRANSACTIONS	46,516,708.50
UNDISTRIBUTED YTD INTEREST	2,131,990.20
TOTAL CASH & INVESTMENTS	\$ 2,644,133,927.23

**POOLED CASH PARTICIPANT DETAIL**

COUNTY	37.14%	\$ 963,859,915.83
SCHOOL DISTRICTS	60.38%	1,567,183,015.40
SPECIAL DISTRICTS	2.48%	64,442,297.30
TOTAL	100.00%	\$ 2,595,485,228.53



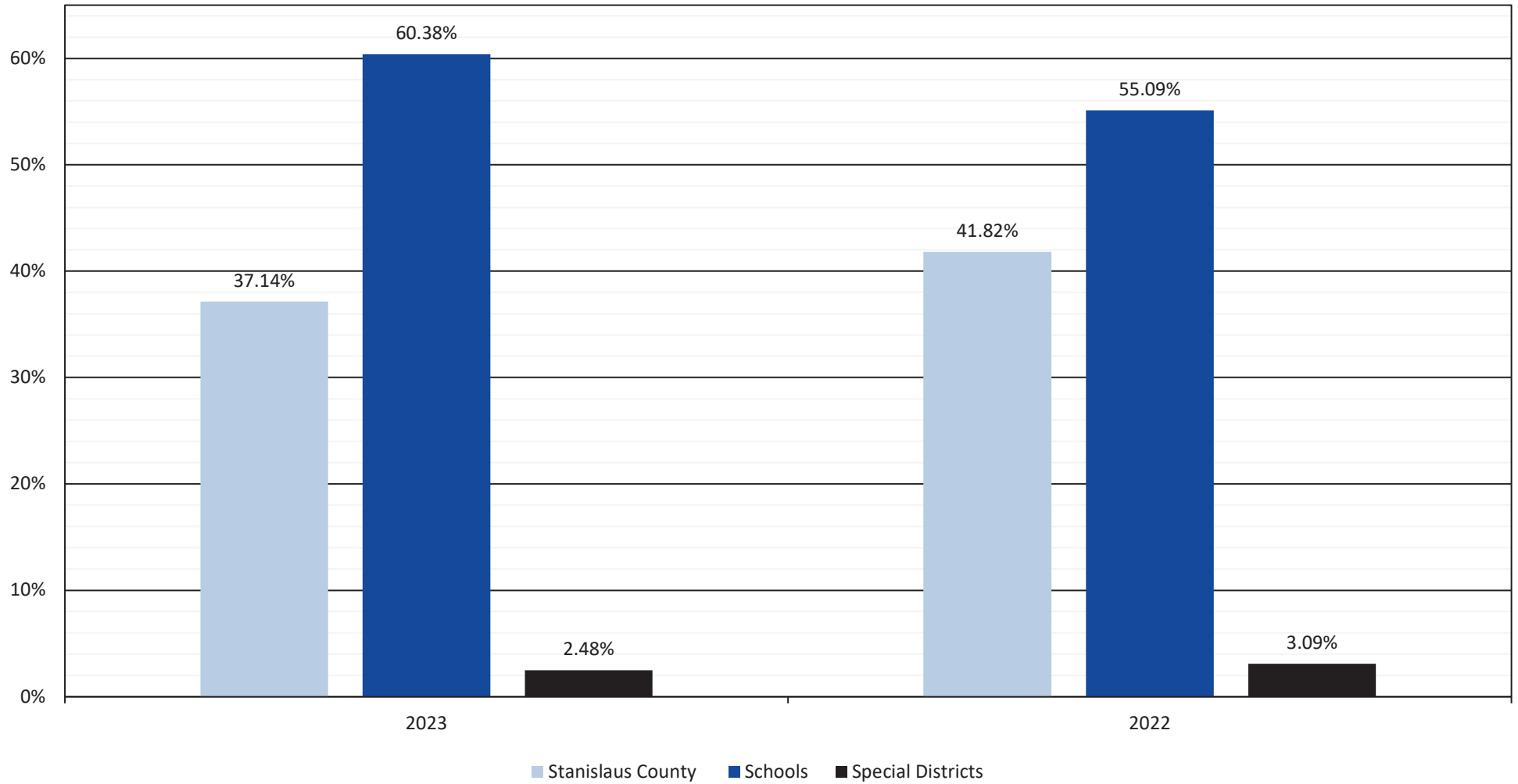
### Stanislaus County Treasury - Pooled Investments Change in Asset Distribution Year-On-Year April 30, 2023 vs. April 30, 2022







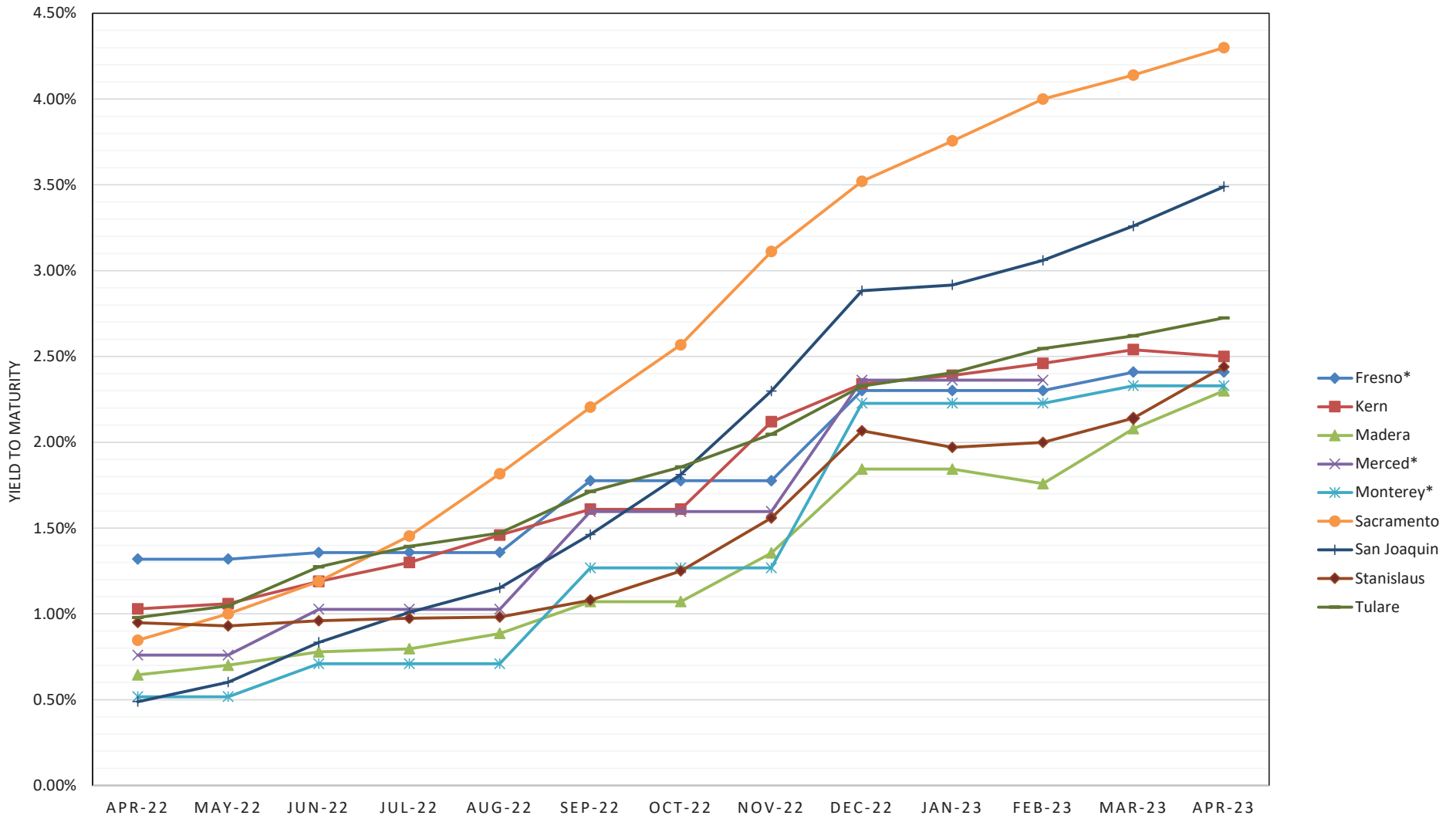
**Stanislaus County Treasury - Pooled Investments  
Pool Participation Year-On-Year  
April 30, 2023 vs. April 30, 2022**







### Stanislaus County Treasury - Pooled Investments Comparison of Yield to Maturity for the Eight Comparable Counties April 2022 through April 2023



\*PUBLISHED QUARTERLY



**Stanislaus County Treasury - Pooled Investments  
Reconciliation of Received Interest  
April 2023**

Date	90110/11 Certificate of Deposit	90115 Commercial Paper	90125 Managed Pool - LAIF	90126 Managed Pool - CAMP	90130/31 Agencies - Coupon & Amortizing	90132/33 Treasuries - Coupon & Amortizing	90140 Medium Term Notes	90145 Municipal Bonds	90103 JPM Checking	Sympro Total	Oracle Cloud	Variance
1										\$ -		\$ -
2										-		-
3				1,054,136.81					5,173.06	<b>1,059,309.87</b>	<b>1,059,309.87</b>	-
4										-		-
5					15,400.00					<b>15,400.00</b>	<b>15,400.00</b>	-
6										-		-
7										-		-
8										-		-
9										-		-
10										-		-
11										-		-
12										-		-
13										-		-
14		336,194.44								<b>336,194.44</b>	<b>336,194.44</b>	-
15										-		-
16										-		-
17					24,250.00	30,013.74				<b>54,263.74</b>	<b>54,263.74</b>	-
18										-		-
19										-		-
20										-		-
21										-		-
22										-		-
23										-		-
24					26,500.00		126,000.00			<b>152,500.00</b>	<b>152,500.00</b>	-
25		371,300.00								<b>371,300.00</b>	<b>371,300.00</b>	-
26							11,166.67			<b>11,166.67</b>	<b>11,166.67</b>	-
27										-		-
28					216,639.60	58,430.92	(88,123.07)			<b>186,947.45</b>	<b>186,947.45</b>	-
29										-		-
30										-		-
31										-		-
<b>TOTAL</b>	\$ -	\$ 707,494.44	\$ -	\$ 1,054,136.81	\$ 282,789.60	\$ 88,444.66	\$ 49,043.60	\$ -	\$ 5,173.06	\$ 2,187,082.17	\$ 2,187,082.17	\$ -



**Stanislaus County Pool FY 2023  
Portfolio Management  
Portfolio Summary  
April 30, 2023**

<b>Investments</b>	<b>Par Value</b>	<b>Market Value</b>	<b>Book Value</b>	<b>% of Portfolio</b>	<b>Term</b>	<b>Days to Maturity</b>	<b>YTM 360 Equiv.</b>
Negotiable CDs	120,000,000.00	119,781,250.00	120,000,000.00	4.56	341	120	4.421
Commercial Paper Disc. -Amortizing	195,000,000.00	193,210,700.00	193,267,277.79	7.35	207	63	5.170
Managed Pool Account - CAMP	452,500,000.00	452,500,000.00	452,500,000.00	17.20	1	1	4.932
Federal Agency Coupon Securities	1,033,649,000.00	971,461,361.63	1,033,978,673.15	39.30	1,475	679	0.897
Federal Agency Disc. -Amortizing	5,000,000.00	4,934,400.00	4,934,687.50	0.19	137	99	4.905
Treasury Coupon Securities	230,000,000.00	219,876,550.00	228,197,820.31	8.67	958	494	1.565
Treasury Discounts -Amortizing	105,000,000.00	103,711,750.00	103,724,638.89	3.94	104	89	5.031
Medium Term Notes	490,378,000.00	461,612,748.84	491,155,161.42	18.67	1,300	714	1.704
Municipal Bonds	3,000,000.00	2,854,465.00	3,000,000.00	0.11	1,426	428	0.492
	<b>2,634,527,000.00</b>	<b>2,529,943,225.47</b>	<b>2,630,758,259.06</b>	<b>100.00%</b>	<b>943</b>	<b>457</b>	<b>2.444</b>

<b>Investments</b>	<b>April 30 Month Ending</b>	<b>Fiscal Year To Date</b>
<b>Total Earnings</b>		
Current Year	4,805,371.88	23,375,793.45
<b>Average Daily Balance</b>	<b>2,497,067,534.69</b>	<b>2,161,216,591.16</b>
<b>Effective Rate of Return</b>	<b>2.34%</b>	<b>1.30%</b>

**Stanislaus County Pool FY 2023  
Portfolio Management  
Portfolio Details - Investments  
April 30, 2023**

CUSIP	Investment #	Issuer	Average Balance	Purchase Date	Par Value	Market Value	Book Value	Stated Rate	YTM 360	YTM 365	Days to Maturity	Maturity Date
<b>Negotiable CDs</b>												
60710R5L5	3938	Mizuho Bank LTD/NY		11/30/2022	25,000,000.00	24,996,750.00	25,000,000.00	5.220	5.220	5.293	60	06/30/2023
21684LCJ9	3868	Cooperatieve Rabobank UA		12/08/2021	25,000,000.00	24,787,250.00	25,000,000.00	0.700	0.690	0.700	70	07/10/2023
85325VDA5	3945	Standard Chartered Bk NY		12/05/2022	20,000,000.00	19,997,000.00	20,000,000.00	5.340	5.340	5.414	87	07/27/2023
63873QZB3	3958	Natixis Banque Populaire NY		12/12/2022	25,000,000.00	24,996,000.00	25,000,000.00	5.490	5.490	5.566	179	10/27/2023
63873QZA5	3959	Natixis Banque Populaire NY		12/12/2022	25,000,000.00	25,004,250.00	25,000,000.00	5.550	5.550	5.627	198	11/15/2023
<b>Subtotal and Average</b>			<b>120,000,000.00</b>		<b>120,000,000.00</b>	<b>119,781,250.00</b>	<b>120,000,000.00</b>	<b>4.421</b>	<b>4.483</b>	<b>120</b>		
<b>Commercial Paper Disc. -Amortizing</b>												
62479MSN4	3946	MUFG Bank LTD/NY		12/05/2022	20,000,000.00	19,942,000.00	19,943,300.00	4.860	4.973	5.042	21	05/22/2023
22533USW4	3936	Credit Agri CIB		11/30/2022	20,000,000.00	19,919,800.00	19,921,216.67	4.890	5.013	5.083	29	05/30/2023
89233HSX3	3940	Toyota Motor Credit Corp		12/02/2022	20,000,000.00	19,917,000.00	19,918,000.00	4.920	5.044	5.114	30	05/31/2023
63873KT23	3942	Natixis Banque Populaire NY		12/05/2022	20,000,000.00	19,909,000.00	19,910,755.56	5.020	5.149	5.220	32	06/02/2023
22533UTP8	3935	Credit Agri CIB		11/21/2022	20,000,000.00	19,849,200.00	19,851,894.44	5.030	5.215	5.287	53	06/23/2023
89233HTV6	3939	Toyota Motor Credit Corp		12/02/2022	20,000,000.00	19,832,200.00	19,836,111.11	5.000	5.200	5.273	59	06/29/2023
62479MUR2	3965	MUFG Bank LTD/NY		03/24/2023	5,000,000.00	4,938,400.00	4,940,972.22	5.000	5.087	5.158	85	07/25/2023
22533UUU5	3937	Credit Agri CIB		11/30/2022	20,000,000.00	19,744,800.00	19,754,577.78	5.020	5.237	5.310	88	07/28/2023
63873KVE4	3934	Natixis Banque Populaire NY		11/18/2022	20,000,000.00	19,691,400.00	19,698,416.67	5.170	5.402	5.477	105	08/14/2023
47816GVP1	3966	Johnsone & Johnson		03/24/2023	10,000,000.00	9,832,500.00	9,847,366.67	4.820	4.920	4.988	114	08/23/2023
63873KW11	3947	Natixis Banque Populaire NY		12/06/2022	20,000,000.00	19,634,400.00	19,644,666.67	5.200	5.445	5.521	123	09/01/2023
<b>Subtotal and Average</b>			<b>217,510,276.11</b>		<b>195,000,000.00</b>	<b>193,210,700.00</b>	<b>193,267,277.79</b>	<b>5.170</b>	<b>5.241</b>	<b>63</b>		
<b>Managed Pool Account - LAIF</b>												
SYS61	61	Local Agency Investment Fund			0.00	0.00	0.00	2.080	2.052	2.080	1	
<b>Subtotal and Average</b>			<b>0.00</b>		<b>0.00</b>	<b>0.00</b>	<b>0.00</b>	<b>0.000</b>	<b>0.000</b>	<b>0</b>		
<b>Managed Pool Account - CAMP</b>												
CAMP	62	California Asset Management Pr			452,500,000.00	452,500,000.00	452,500,000.00	5.000	4.932	5.000	1	
<b>Subtotal and Average</b>			<b>404,833,333.33</b>		<b>452,500,000.00</b>	<b>452,500,000.00</b>	<b>452,500,000.00</b>	<b>4.932</b>	<b>5.000</b>	<b>1</b>		
<b>Federal Agency Coupon Securities</b>												
31422BQP8	3656	Farmer Mac		12/16/2019	25,000,000.00	24,891,750.00	25,000,000.00	1.640	1.618	1.640	46	06/16/2023
3135G05R0	3698	Federal National Mortgage Asso		08/12/2020	10,000,000.00	9,861,600.00	9,999,081.63	0.300	0.329	0.334	101	08/10/2023
3135G05T6	3803	Federal National Mortgage Asso		06/25/2021	15,000,000.00	14,781,000.00	15,002,740.75	0.350	0.284	0.288	109	08/18/2023
3135G0U43	3646	Federal National Mortgage Asso		10/30/2019	15,000,000.00	14,884,950.00	15,063,100.22	2.875	1.653	1.676	134	09/12/2023
3130AK6F8	3724	Federal Home Loan Bank		09/21/2020	10,000,000.00	9,808,200.00	9,999,027.78	0.230	0.252	0.255	143	09/21/2023

**Stanislaus County Pool FY 2023  
Portfolio Management  
Portfolio Details - Investments  
April 30, 2023**

CUSIP	Investment #	Issuer	Average Balance	Purchase Date	Par Value	Market Value	Book Value	Stated Rate	YTM 360	YTM 365	Days to Maturity	Maturity Date
<b>Federal Agency Coupon Securities</b>												
3130AK6F8	3725	Federal Home Loan Bank		09/21/2020	5,000,000.00	4,904,100.00	4,999,675.93	0.230	0.243	0.247	143	09/21/2023
3130AKAF3	3730	Federal Home Loan Bank		10/05/2020	14,000,000.00	13,703,900.00	13,997,305.00	0.220	0.262	0.265	157	10/05/2023
3133EK4X1	3650	Federal Farm Credit Bank		11/01/2019	10,000,000.00	9,829,200.00	9,997,162.50	1.600	1.636	1.659	184	11/01/2023
3133ENGW4	3869	Federal Farm Credit Bank		12/13/2021	10,000,000.00	9,724,900.00	9,996,762.50	0.660	0.703	0.713	226	12/13/2023
3133EMN81	3813	Federal Farm Credit Bank		06/30/2021	15,000,000.00	14,525,400.00	14,997,021.69	0.310	0.336	0.340	242	12/29/2023
3134GWSK3	3711	Federal Home Loan Mortgage Co		09/03/2020	15,000,000.00	14,423,250.00	15,000,000.00	0.400	0.395	0.400	301	02/26/2024
3133EL6H2	3716	Federal Farm Credit Bank		09/08/2020	10,000,000.00	9,603,500.00	9,998,793.79	0.360	0.369	0.374	308	03/04/2024
3130ATUQ8	3955	Federal Home Loan Bank		12/12/2022	10,000,000.00	9,990,400.00	9,995,732.29	4.750	4.737	4.803	312	03/08/2024
3135GAFP1	3969	Federal National Mortgage Asso		03/30/2023	5,000,000.00	4,980,900.00	5,005,055.56	5.200	5.128	5.200	332	03/28/2024
3130AQB93	3867	Federal Home Loan Bank		12/17/2021	15,000,000.00	14,403,450.00	15,000,000.00	0.880	0.868	0.880	352	04/17/2024
3135GA3C3	3740	Federal National Mortgage Asso		11/17/2020	15,000,000.00	14,279,400.00	15,000,000.00	0.350	0.345	0.350	382	05/17/2024
3135GA4S7	3743	Federal National Mortgage Asso		11/20/2020	5,000,000.00	4,761,050.00	5,000,000.00	0.375	0.370	0.375	382	05/17/2024
3130AKFU5	3744	Federal Home Loan Bank		11/24/2020	17,800,000.00	16,932,250.00	17,797,240.58	0.350	0.360	0.365	389	05/24/2024
3134GXDK7	3746	Federal Home Loan Mortgage Co		11/30/2020	14,400,000.00	13,743,072.00	14,400,000.00	0.325	0.321	0.325	395	05/30/2024
3134GWJ64	3717	Federal Home Loan Mortgage Co		09/10/2020	10,000,000.00	9,499,000.00	10,000,000.00	0.400	0.395	0.400	406	06/10/2024
3134GXDL5	3748	Federal Home Loan Mortgage Co		12/10/2020	3,000,000.00	2,860,920.00	3,000,000.00	0.350	0.345	0.350	406	06/10/2024
3134GXDL5	3749	Federal Home Loan Mortgage Co		12/10/2020	6,200,000.00	5,912,568.00	6,200,000.00	0.350	0.345	0.350	406	06/10/2024
3134GXDL5	3750	Federal Home Loan Mortgage Co		12/10/2020	15,800,000.00	15,067,512.00	15,800,000.00	0.350	0.345	0.350	406	06/10/2024
3130A1XJ2	3645	Federal Home Loan Bank		10/25/2019	20,000,000.00	19,607,200.00	20,268,457.40	2.875	1.603	1.625	410	06/14/2024
3133EMAB8	3722	Federal Farm Credit Bank		09/17/2020	10,000,000.00	9,490,700.00	9,998,496.30	0.390	0.398	0.403	413	06/17/2024
31422BE89	3738	Farmer Mac		11/06/2020	10,000,000.00	9,525,800.00	10,011,707.69	0.420	0.312	0.316	415	06/19/2024
3130AMU34	3800	Federal Home Loan Bank		06/24/2021	20,000,000.00	18,953,800.00	19,975,525.93	0.330	0.431	0.437	420	06/24/2024
3134GV3A4	3714	Federal Home Loan Mortgage Co		09/04/2020	8,000,000.00	7,627,040.00	8,004,440.96	0.500	0.446	0.452	427	07/01/2024
3130ALRX4	3872	Federal Home Loan Bank		12/20/2021	11,500,000.00	10,905,680.00	11,451,531.55	0.500	0.848	0.860	434	07/08/2024
3135GAH79	3973	Federal National Mortgage Asso		04/26/2023	25,000,000.00	24,927,500.00	25,000,000.00	4.700	4.640	4.705	480	08/23/2024
3136G4Z71	3710	Federal National Mortgage Asso		09/02/2020	10,000,000.00	9,436,900.00	10,000,000.00	0.450	0.444	0.450	483	08/26/2024
3130AJZH5	3712	Federal Home Loan Bank		09/04/2020	3,000,000.00	2,830,800.00	2,999,750.87	0.450	0.450	0.456	484	08/27/2024
3133EL6V1	3719	Federal Farm Credit Bank		09/14/2020	10,000,000.00	9,422,500.00	9,997,275.77	0.430	0.444	0.450	498	09/10/2024
3130A2UW4	3644	Federal Home Loan Bank		10/25/2019	20,000,000.00	19,548,400.00	20,312,271.67	2.875	1.657	1.680	501	09/13/2024
3130AQD59	3879	Federal Home Loan Bank		12/30/2021	5,000,000.00	4,741,250.00	5,000,771.21	1.000	0.975	0.989	518	09/30/2024
3134GWUX2	3728	Federal Home Loan Mortgage Co		09/30/2020	22,550,000.00	21,192,039.00	22,544,021.90	0.375	0.389	0.394	518	09/30/2024
3133EMCN0	3734	Federal Farm Credit Bank		10/15/2020	5,000,000.00	4,694,350.00	4,997,270.83	0.400	0.432	0.438	533	10/15/2024
3130AKEV4	3877	Federal Home Loan Bank		12/29/2021	5,000,000.00	4,686,600.00	4,955,447.51	0.400	0.987	1.001	553	11/04/2024
3133ENGN4	3866	Federal Farm Credit Bank		12/09/2021	15,000,000.00	14,152,500.00	15,000,000.00	0.970	0.957	0.970	588	12/09/2024
3130AMZP0	3816	Federal Home Loan Bank		06/30/2021	15,000,000.00	13,968,600.00	14,997,382.97	0.650	0.651	0.660	669	02/28/2025
3133EMJP8	3754	Federal Farm Credit Bank		12/10/2020	20,000,000.00	18,570,000.00	20,000,000.00	0.490	0.483	0.490	679	03/10/2025

**Stanislaus County Pool FY 2023  
Portfolio Management  
Portfolio Details - Investments  
April 30, 2023**

CUSIP	Investment #	Issuer	Average Balance	Purchase Date	Par Value	Market Value	Book Value	Stated Rate	YTM 360	YTM 365	Days to Maturity	Maturity Date
<b>Federal Agency Coupon Securities</b>												
3130AMX80	3818	Federal Home Loan Bank		06/30/2021	4,950,000.00	4,605,678.00	4,950,000.00	0.670	0.661	0.670	697	03/28/2025
3130AN4X5	3820	Federal Home Loan Bank		07/01/2021	15,000,000.00	13,957,650.00	15,000,000.00	0.670	0.661	0.670	701	04/01/2025
31422BYS3	3804	Farmer Mac.		06/25/2021	17,753,000.00	16,580,414.35	17,742,599.67	0.650	0.671	0.680	728	04/28/2025
3133EMH47	3799	Federal Farm Credit Bank		06/24/2021	20,000,000.00	18,501,800.00	19,978,631.28	0.600	0.642	0.651	777	06/16/2025
3135GAAZ4	3757	Federal National Mortgage Asso		12/24/2020	8,000,000.00	7,379,520.00	8,000,000.00	0.500	0.493	0.500	785	06/24/2025
3130AQFX6	3881	Federal Home Loan Bank		12/30/2021	10,500,000.00	9,825,690.00	10,500,000.00	1.180	1.164	1.180	791	06/30/2025
3136G4A86	3688	Federal National Mortgage Asso		07/21/2020	25,000,000.00	23,015,000.00	24,961,111.11	0.500	0.563	0.571	812	07/21/2025
3133ELZ80	3693	Federal Farm Credit Bank		07/29/2020	25,000,000.00	23,044,000.00	25,000,000.00	0.580	0.572	0.580	820	07/29/2025
3133EL2S2	3694	Federal Farm Credit Bank		08/04/2020	10,000,000.00	9,233,800.00	10,000,000.00	0.670	0.661	0.670	826	08/04/2025
3134GWJW7	3695	Federal Home Loan Mortgage Co		08/04/2020	15,000,000.00	13,812,600.00	15,000,000.00	0.550	0.542	0.550	826	08/04/2025
3136G4Q48	3702	Federal National Mortgage Asso		08/19/2020	10,000,000.00	9,207,800.00	9,995,400.00	0.600	0.612	0.620	841	08/19/2025
3136G4M34	3703	Federal National Mortgage Asso		08/19/2020	5,000,000.00	4,587,700.00	5,000,000.00	0.450	0.444	0.450	841	08/19/2025
3133EL4W1	3715	Federal Farm Credit Bank		09/04/2020	10,000,000.00	9,206,000.00	9,997,671.69	0.610	0.612	0.620	847	08/25/2025
3135G05X7	3708	Federal National Mortgage Asso		08/27/2020	10,000,000.00	9,194,900.00	9,978,291.88	0.375	0.463	0.470	847	08/25/2025
3136G4X57	3713	Federal National Mortgage Asso		09/04/2020	7,441,000.00	6,852,640.13	7,441,000.00	0.625	0.616	0.625	847	08/25/2025
3130AJZ36	3707	Federal Home Loan Bank		08/27/2020	10,000,000.00	9,202,400.00	9,995,355.56	0.600	0.612	0.620	849	08/27/2025
3130ANW48	3831	Federal Home Loan Bank		08/30/2021	15,000,000.00	13,846,050.00	15,000,000.00	0.730	0.720	0.730	849	08/27/2025
3136G4N33	3704	Federal National Mortgage Asso		08/27/2020	5,000,000.00	4,590,300.00	5,000,000.00	0.500	0.528	0.536	849	08/27/2025
3136G4S87	3705	Federal National Mortgage Asso		08/27/2020	5,000,000.00	4,606,650.00	5,000,000.00	0.650	0.641	0.650	849	08/27/2025
3130AK4T0	3718	Federal Home Loan Bank		09/11/2020	5,000,000.00	4,593,100.00	4,997,638.89	0.580	0.592	0.600	864	09/11/2025
3134GWL38	3721	Federal Home Loan Mortgage Co		09/15/2020	15,000,000.00	13,762,050.00	15,000,000.00	0.540	0.533	0.540	868	09/15/2025
3133EMBJ0	3729	Federal Farm Credit Bank		10/01/2020	5,000,000.00	4,581,150.00	4,997,586.21	0.530	0.543	0.550	882	09/29/2025
3134GWY91	3733	Federal Home Loan Mortgage Co		10/15/2020	5,000,000.00	4,581,450.00	5,000,000.00	0.570	0.562	0.570	898	10/15/2025
3133EMEC2	3739	Federal Farm Credit Bank		11/09/2020	10,000,000.00	9,148,800.00	9,991,254.91	0.530	0.558	0.566	905	10/22/2025
31422B2J8	3735	Farmer Mac		10/29/2020	5,000,000.00	4,597,050.00	4,999,700.67	0.500	0.496	0.502	912	10/29/2025
3135GA2Z3	3741	Federal National Mortgage Asso		11/17/2020	5,000,000.00	4,570,400.00	4,996,819.44	0.560	0.577	0.585	931	11/17/2025
3130AP3H6	3837	Federal Home Loan Bank		09/28/2021	11,150,000.00	10,234,250.50	11,122,437.20	0.750	0.836	0.848	942	11/28/2025
3130ALYU2	3787	Federal Home Loan Bank		04/28/2021	10,000,000.00	9,178,700.00	10,000,000.00	1.000	0.986	1.000	1,003	01/28/2026
3130ALCV4	3783	Federal Home Loan Bank		04/13/2021	10,000,000.00	9,086,000.00	9,947,932.61	0.750	0.927	0.940	1,030	02/24/2026
3130ANW22	3832	Federal Home Loan Bank		08/30/2021	15,000,000.00	13,674,450.00	15,000,000.00	0.850	0.838	0.850	1,031	02/25/2026
3130AKZP4	3773	Federal Home Loan Bank		02/26/2021	15,000,000.00	13,575,150.00	15,000,000.00	0.600	0.592	0.600	1,032	02/26/2026
3130APE35	3840	Federal Home Loan Bank		09/30/2021	15,000,000.00	13,698,750.00	15,000,000.00	1.000	0.986	1.000	1,064	03/30/2026
3130AM2J0	3789	Federal Home Loan Bank		04/28/2021	10,000,000.00	9,099,100.00	10,000,000.00	1.050	1.036	1.050	1,093	04/28/2026
3130ALZQ0	3790	Federal Home Loan Bank		04/28/2021	10,000,000.00	9,233,300.00	10,000,000.00	1.250	1.011	1.025	1,093	04/28/2026
3130AM6U1	3791	Federal Home Loan Bank		04/28/2021	10,000,000.00	9,219,100.00	10,000,000.00	1.250	0.986	1.000	1,093	04/28/2026
3130AMKN1	3795	Federal Home Loan Bank		05/27/2021	18,600,000.00	17,180,448.00	18,600,000.00	0.750	0.690	0.700	1,122	05/27/2026

**Stanislaus County Pool FY 2023  
Portfolio Management  
Portfolio Details - Investments  
April 30, 2023**

CUSIP	Investment #	Issuer	Average Balance	Purchase Date	Par Value	Market Value	Book Value	Stated Rate	YTM 360	YTM 365	Days to Maturity	Maturity Date
<b>Federal Agency Coupon Securities</b>												
3130AN4T4	3829	Federal Home Loan Bank		08/27/2021	10,000,000.00	9,127,300.00	10,019,495.65	0.875	0.800	0.811	1,138	06/12/2026
3130ANG95	3823	Federal Home Loan Bank		08/24/2021	8,540,000.00	7,782,331.20	8,540,000.00	1.250	1.011	1.025	1,211	08/24/2026
3130ANVS6	3830	Federal Home Loan Bank		08/30/2021	25,000,000.00	22,592,750.00	25,000,000.00	1.000	0.986	1.000	1,213	08/26/2026
3130ANW97	3833	Federal Home Loan Bank		08/30/2021	15,000,000.00	13,643,250.00	15,000,000.00	0.500	0.951	0.964	1,215	08/28/2026
3133EM3Y6	3834	Federal Farm Credit Bank		09/01/2021	15,000,000.00	13,507,050.00	15,000,000.00	0.930	0.917	0.930	1,219	09/01/2026
3130ANWH9	3838	Federal Home Loan Bank		09/28/2021	3,500,000.00	3,164,630.00	3,497,693.60	1.080	1.085	1.100	1,233	09/15/2026
3130APCH6	3839	Federal Home Loan Bank		09/29/2021	15,000,000.00	13,569,300.00	15,000,000.00	1.125	1.110	1.125	1,247	09/29/2026
3133ENDC1	3848	Federal Farm Credit Bank		11/03/2021	10,000,000.00	9,060,600.00	10,000,000.00	1.330	1.312	1.330	1,282	11/03/2026
3133ENDC1	3857	Federal Farm Credit Bank		11/03/2021	10,000,000.00	9,060,600.00	10,000,000.00	1.330	1.312	1.330	1,282	11/03/2026
3130APV51	3861	Federal Home Loan Bank		11/30/2021	6,965,000.00	6,424,028.45	6,965,000.00	1.000	1.941	1.968	1,303	11/24/2026
3130AQ3T8	3860	Federal Home Loan Bank		12/23/2021	5,000,000.00	4,611,750.00	5,000,000.00	1.250	1.618	1.641	1,332	12/23/2026
<b>Subtotal and Average</b>			<b>1,013,163,371.83</b>		<b>1,033,649,000.00</b>	<b>971,461,361.63</b>	<b>1,033,978,673.15</b>		<b>0.897</b>	<b>0.909</b>	<b>679</b>	
<b>Federal Agency Disc. -Amortizing</b>												
313384KD0	3963	Federal Home Loan Bank		03/24/2023	5,000,000.00	4,934,400.00	4,934,687.50	4.750	4.905	4.973	99	08/08/2023
<b>Subtotal and Average</b>			<b>4,925,121.53</b>		<b>5,000,000.00</b>	<b>4,934,400.00</b>	<b>4,934,687.50</b>		<b>4.905</b>	<b>4.973</b>	<b>99</b>	
<b>Treasury Coupon Securities</b>												
912828ZY9	3884	U S Treasury Securities		12/30/2021	10,000,000.00	9,897,700.00	9,990,460.27	0.125	0.583	0.591	75	07/15/2023
91282CCN9	3862	U S Treasury Securities		12/07/2021	15,000,000.00	14,817,150.00	14,986,213.73	0.125	0.488	0.495	91	07/31/2023
912828T26	3801	U S Treasury Securities		06/24/2021	15,000,000.00	14,779,050.00	15,068,410.33	1.375	0.271	0.275	152	09/30/2023
91282CDD0	3962	U S Treasury Securities		03/24/2023	5,000,000.00	4,888,300.00	4,904,572.81	0.375	4.543	4.606	183	10/31/2023
91282CBV2	3814	U S Treasury Securities		06/30/2021	15,000,000.00	14,380,050.00	14,996,427.94	0.375	0.395	0.400	350	04/15/2024
91282CCG4	3802	U S Treasury Securities		06/24/2021	15,000,000.00	14,276,400.00	14,966,546.58	0.250	0.444	0.450	411	06/15/2024
91282CCL3	3841	U S Treasury Securities		10/01/2021	15,000,000.00	14,261,700.00	14,984,516.40	0.375	0.455	0.461	441	07/15/2024
9128282N9	3883	U S Treasury Securities		12/30/2021	10,000,000.00	9,702,700.00	10,155,633.86	2.125	0.854	0.866	457	07/31/2024
912828Y87	3972	U S Treasury Securities		04/20/2023	50,000,000.00	48,304,500.00	48,459,198.90	1.750	4.567	4.630	457	07/31/2024
91282CDB4	3964	U S Treasury Securities		03/24/2023	5,000,000.00	4,734,550.00	4,762,261.93	0.625	3.970	4.025	533	10/15/2024
912828Z52	3811	U S Treasury Securities		06/30/2021	15,000,000.00	14,293,950.00	15,205,125.50	1.375	0.578	0.586	641	01/31/2025
912828ZC7	3812	U S Treasury Securities		06/30/2021	15,000,000.00	14,207,850.00	15,141,983.73	1.125	0.594	0.602	669	02/28/2025
912828ZT0	3828	U S Treasury Securities		08/27/2021	15,000,000.00	13,879,050.00	14,885,358.96	0.250	0.613	0.622	761	05/31/2025
91282CBC4	3817	U S Treasury Securities		06/30/2021	15,000,000.00	13,726,800.00	14,833,301.67	0.375	0.789	0.800	975	12/31/2025
91282CBC4	3827	U S Treasury Securities		08/27/2021	15,000,000.00	13,726,800.00	14,857,807.70	0.375	0.727	0.737	975	12/31/2025
<b>Subtotal and Average</b>			<b>197,499,278.47</b>		<b>230,000,000.00</b>	<b>219,876,550.00</b>	<b>228,197,820.31</b>		<b>1.565</b>	<b>1.587</b>	<b>494</b>	

**Stanislaus County Pool FY 2023  
Portfolio Management  
Portfolio Details - Investments  
April 30, 2023**

CUSIP	Investment #	Issuer	Average Balance	Purchase Date	Par Value	Market Value	Book Value	Stated Rate	YTM 360	YTM 365	Days to Maturity	Maturity Date
<b>Treasury Discounts -Amortizing</b>												
912796XQ7	3970	U S Treasury Securities		04/17/2023	50,000,000.00	49,499,500.00	49,505,222.22	4.880	5.007	5.076	73	07/13/2023
912797FZ5	3968	U S Treasury Securities		03/28/2023	5,000,000.00	4,942,250.00	4,945,222.22	4.640	4.778	4.844	85	07/25/2023
912797GG6	3971	U S Treasury Securities		04/18/2023	50,000,000.00	49,270,000.00	49,274,194.45	4.930	5.081	5.152	106	08/15/2023
<b>Subtotal and Average</b>			<b>49,352,103.70</b>		<b>105,000,000.00</b>	<b>103,711,750.00</b>	<b>103,724,638.89</b>		<b>5.031</b>	<b>5.101</b>	<b>89</b>	
<b>Medium Term Notes</b>												
857477AL7	3763	State Street Corp		01/13/2021	2,734,000.00	2,731,539.40	2,736,963.89	3.100	0.296	0.300	14	05/15/2023
06053FAA7	3777	Bank of America Corp		04/01/2021	5,257,000.00	5,243,279.23	5,300,182.63	4.100	0.504	0.511	84	07/24/2023
06406RAJ6	3806	Bank of New York Mellon Corp		06/28/2021	10,000,000.00	9,947,500.00	10,087,496.72	3.450	0.285	0.289	102	08/11/2023
89236THF5	3699	Toyota Motor Credit Corp		08/14/2020	5,000,000.00	4,937,450.00	5,000,269.42	0.500	0.474	0.481	105	08/14/2023
14913R2F3	3720	Caterpillar Financial Service		09/14/2020	5,000,000.00	4,920,850.00	5,000,584.95	0.450	0.412	0.418	136	09/14/2023
14912L5X5	3776	Caterpillar Financial Service		04/01/2021	5,000,000.00	4,962,700.00	5,094,119.15	3.750	0.386	0.392	207	11/24/2023
24422EUR8	3709	John Deere		08/28/2020	11,075,000.00	10,971,781.00	11,292,471.80	3.450	0.571	0.579	254	01/10/2024
24422EUR8	3844	John Deere		10/21/2021	3,500,000.00	3,467,380.00	3,568,127.52	3.450	0.604	0.612	254	01/10/2024
89236THU2	3956	Toyota Motor Credit Corp		12/13/2022	5,000,000.00	4,845,250.00	4,855,766.75	0.450	4.695	4.760	255	01/11/2024
17325FAS7	3950	Citibank, N.A.,		12/12/2022	20,000,000.00	19,774,400.00	19,843,845.39	3.650	4.695	4.761	267	01/23/2024
91159HHV5	3764	US Bank NA		01/13/2021	2,500,000.00	2,459,925.00	2,549,135.69	3.375	0.538	0.546	280	02/05/2024
91159HHV5	3954	US Bank NA		12/12/2022	2,495,000.00	2,455,005.15	2,470,881.67	3.375	4.618	4.682	280	02/05/2024
459200HU8	3951	International Business Machine		12/12/2022	8,611,000.00	8,515,590.12	8,540,425.68	3.625	4.648	4.712	287	02/12/2024
48133PCS0	3960	JP Morgan Chase Bank		12/13/2022	15,000,000.00	15,000,450.00	15,000,000.00	5.050	4.987	5.056	288	02/13/2024
02665WBP5	3952	American Honda Finance		12/12/2022	2,131,000.00	2,094,943.48	2,101,492.69	2.900	4.651	4.715	291	02/16/2024
713448CM8	3957	Pepsico		12/13/2022	10,000,000.00	9,895,000.00	9,913,356.16	3.600	4.613	4.677	305	03/01/2024
24422EUX5	3793	John Deere		04/22/2021	7,000,000.00	6,862,310.00	7,128,975.30	2.600	0.411	0.417	311	03/07/2024
20826FAT3	3953	ConocoPhillips Company		12/12/2022	4,138,000.00	4,042,081.16	4,048,704.09	2.125	4.693	4.758	312	03/08/2024
89236TJX4	3891	Toyota Motor Credit Corp		04/04/2022	9,000,000.00	8,801,550.00	9,004,651.78	2.500	2.407	2.440	326	03/22/2024
023135CD6	3974	Amazon.com Inc		04/28/2023	5,000,000.00	4,901,350.00	4,908,093.59	2.730	4.790	4.856	348	04/13/2024
06406RAS6	3949	Bank of New York Mellon Corp		12/12/2022	6,000,000.00	5,722,800.00	5,761,746.13	0.500	4.641	4.705	361	04/26/2024
48133DE55	3913	JP Morgan Chase Bank		04/29/2022	5,000,000.00	4,875,700.00	5,000,000.00	3.125	3.082	3.125	364	04/29/2024
46625HJX9	3774	JP Morgan Chase Bank		04/01/2021	2,047,000.00	2,019,140.33	2,109,099.63	3.625	0.645	0.654	378	05/13/2024
04636NAC7	3875	Astrazeneca Finance LLC		12/23/2021	10,000,000.00	9,567,800.00	9,965,059.43	0.700	1.016	1.030	393	05/28/2024
91159HHX1	3727	US Bank NA		09/25/2020	5,575,000.00	5,382,885.50	5,701,694.99	2.400	0.548	0.556	456	07/30/2024
69371RQ25	3890	PACCAR Financial Corp		04/01/2022	6,870,000.00	6,646,381.50	6,830,620.58	2.150	2.575	2.611	472	08/15/2024
30231GBC5	3792	Exxon Mobil Corporation		04/22/2021	10,000,000.00	9,684,700.00	10,178,366.83	2.019	0.613	0.622	473	08/16/2024
06406RAL1	3775	Bank of New York Mellon Corp		04/01/2021	12,000,000.00	11,518,560.00	12,260,725.49	2.100	0.606	0.614	542	10/24/2024
14913Q3B3	3805	Caterpillar Financial Service		06/28/2021	20,000,000.00	19,298,400.00	20,437,780.83	2.150	0.681	0.690	557	11/08/2024
06048WQ52	3880	Bank of America Corp		12/30/2021	4,305,000.00	3,952,420.50	4,295,713.74	1.100	1.224	1.241	573	11/24/2024



**Stanislaus County Pool FY 2023  
Portfolio Management  
Portfolio Details - Investments  
April 30, 2023**

CUSIP	Investment #	Issuer	Average Balance	Purchase Date	Par Value	Market Value	Book Value	Stated Rate	YTM 360	YTM 365	Days to Maturity	Maturity Date
<b>Medium Term Notes</b>												
21688AAS1	3894	Rabobank		04/06/2022	3,000,000.00	2,831,040.00	2,920,505.28	1.375	2.978	3.019	620	01/10/2025
24422EWB1	3900	John Deere		04/14/2022	10,000,000.00	9,586,500.00	10,000,000.00	2.125	2.096	2.125	676	03/07/2025
91159HHZ6	3767	US Bank NA		01/13/2021	3,753,000.00	3,482,934.12	3,809,393.25	1.450	0.671	0.680	742	05/12/2025
17330FVU2	3914	Citigroup Global Markets		05/27/2022	10,000,000.00	9,634,100.00	10,000,000.00	4.050	3.995	4.050	755	05/25/2025
69353REQ7	3766	PNC Bank NA		01/13/2021	6,450,000.00	6,168,586.50	6,767,875.82	3.250	0.777	0.788	762	06/01/2025
02079KAH0	3700	Alphabet Inc (Google)		08/17/2020	5,000,000.00	4,610,500.00	4,997,731.48	0.450	0.464	0.470	837	08/15/2025
478160CN2	3794	Johnson & Johnson		04/26/2021	10,000,000.00	9,233,600.00	9,961,461.98	0.550	0.796	0.807	854	09/01/2025
478160CN2	3836	Johnson & Johnson		09/08/2021	4,755,000.00	4,390,576.80	4,739,168.14	0.550	0.685	0.695	854	09/01/2025
48128GX54	3736	JP Morgan Chase Bank		10/30/2020	5,000,000.00	4,472,750.00	5,000,000.00	0.750	0.739	0.749	913	10/30/2025
06048WK41	3745	Bank of America		11/25/2020	25,000,000.00	22,103,000.00	25,000,000.00	0.850	0.759	0.770	939	11/25/2025
89236THW8	3770	Toyota Motor Credit Corp		01/13/2021	10,000,000.00	9,113,100.00	9,998,684.90	0.800	0.794	0.805	984	01/09/2026
89236THW8	3784	Toyota Motor Credit Corp		04/14/2021	15,000,000.00	13,669,650.00	14,897,968.26	0.800	1.045	1.060	984	01/09/2026
24422EVK2	3771	John Deere		01/15/2021	5,000,000.00	4,554,600.00	4,993,636.53	0.700	0.738	0.748	990	01/15/2026
24422EVK2	3858	John Deere		11/24/2021	15,000,000.00	13,663,800.00	14,712,503.42	0.700	1.412	1.432	990	01/15/2026
037833EB2	3772	Apple Inc		02/08/2021	15,000,000.00	13,699,500.00	14,998,346.64	0.700	0.694	0.704	1,014	02/08/2026
037833EB2	3786	Apple Inc		04/14/2021	7,899,000.00	7,214,156.70	7,835,052.90	0.700	0.986	1.000	1,014	02/08/2026
74460WAA5	3871	Public Storage		12/21/2021	10,000,000.00	9,026,700.00	9,868,364.44	0.875	1.343	1.362	1,021	02/15/2026
808513BF1	3785	Charles Schwab Corp		04/14/2021	19,283,000.00	17,074,132.35	19,191,841.72	0.900	1.003	1.017	1,045	03/11/2026
89236TJK2	3842	Toyota Motor Credit Corp		10/04/2021	25,000,000.00	22,678,500.00	24,933,910.36	1.125	1.195	1.212	1,144	06/18/2026
63254AAS7	3843	National Australia Bank/NY		10/21/2021	15,000,000.00	14,137,350.00	15,534,798.85	2.500	1.327	1.345	1,168	07/12/2026
06048WN22	3824	Bank of America Corp		08/26/2021	15,000,000.00	13,189,500.00	15,000,000.00	1.250	1.233	1.250	1,213	08/26/2026
48128G4X5	3825	JP Morgan Chase Bank		08/30/2021	15,000,000.00	13,195,050.00	15,000,000.00	1.200	1.184	1.200	1,215	08/28/2026
14913R2U0	3885	Caterpillar Financial Service		01/10/2022	5,000,000.00	4,592,450.00	5,004,059.23	1.700	1.654	1.677	1,348	01/08/2027
14913R2U0	3886	Caterpillar Financial Service		01/10/2022	5,000,000.00	4,592,450.00	5,003,505.70	1.700	1.657	1.680	1,348	01/08/2027
06048WS84	3887	Bank of America Corp		03/02/2022	10,000,000.00	9,199,100.00	10,000,000.00	2.750	2.712	2.750	1,401	03/02/2027
<b>Subtotal and Average</b>			<b>486,784,049.70</b>		<b>490,378,000.00</b>	<b>461,612,748.84</b>	<b>491,155,161.42</b>		<b>1.704</b>	<b>1.728</b>	<b>714</b>	
<b>Municipal Bonds</b>												
13067WRA2	3697	CA St. Dept. of Water Resource		08/06/2020	1,250,000.00	1,216,850.00	1,250,000.00	0.414	0.408	0.414	214	12/01/2023
13067WRB0	3696	CA St. Dept. of Water Resource		08/06/2020	1,750,000.00	1,637,615.00	1,750,000.00	0.560	0.552	0.560	580	12/01/2024
<b>Subtotal and Average</b>			<b>3,000,000.00</b>		<b>3,000,000.00</b>	<b>2,854,465.00</b>	<b>3,000,000.00</b>		<b>0.492</b>	<b>0.499</b>	<b>428</b>	

**Stanislaus County Pool FY 2023**  
**Portfolio Management**  
**Portfolio Details - Investments**  
**April 30, 2023**

CUSIP	Investment #	Issuer	Average Balance	Purchase Date	Par Value	Market Value	Book Value	Stated Rate	YTM 360	YTM 365	Days to Maturity
Total and Average			2,497,067,534.69		2,634,527,000.00	2,529,943,225.47	2,630,758,259.06		2.444	2.478	457

**Stanislaus County Pool FY 2023  
Portfolio Management  
Activity By Type  
April 1, 2023 through April 30, 2023**

CUSIP	Investment #	Issuer	Stated Rate	Transaction Date	Purchases or Deposits	Redemptions or Withdrawals	Balance
<b>Negotiable CDs</b>							
<b>Subtotal</b>							<b>120,000,000.00</b>
<b>Commercial Paper Disc. -Amortizing</b>							
22533URE5	3941	Credit Agri CIB	4.550	04/14/2023	0.00	20,000,000.00	
62479MRR6	3943	MUFG Bank LTD/NY	4.740	04/25/2023	0.00	20,000,000.00	
<b>Subtotal</b>							<b>193,267,277.79</b>
<b>Managed Pool Account - LAIF (Monthly Summary)</b>							
<b>Subtotal</b>							<b>0.00</b>
<b>Managed Pool Account - CAMP (Monthly Summary)</b>							
CAMP	62	California Asset Management Pr	5.000		127,750,000.00	21,750,000.00	
<b>Subtotal</b>							<b>452,500,000.00</b>
<b>Federal Agency Coupon Securities</b>							
3135GAH79	3973	Federal National Mortgage Asso	4.700	04/26/2023	25,000,000.00	0.00	
<b>Subtotal</b>							<b>1,033,978,673.15</b>
<b>Federal Agency Disc. -Amortizing</b>							
<b>Subtotal</b>							<b>4,934,687.50</b>
<b>Treasury Coupon Securities</b>							
912828Y87	3972	U S Treasury Securities	1.750	04/20/2023	48,226,562.50	0.00	
<b>Subtotal</b>							<b>228,197,820.31</b>
<b>Treasury Discounts -Amortizing</b>							
912796XQ7	3970	U S Treasury Securities	4.880	04/17/2023	49,410,333.33	0.00	
912797GG6	3971	U S Treasury Securities	4.930	04/18/2023	49,185,180.56	0.00	
<b>Subtotal</b>							<b>103,724,638.89</b>
<b>Medium Term Notes</b>							
023135CD6	3974	Amazon.com Inc	2.730	04/28/2023	4,901,550.00	0.00	
<b>Subtotal</b>							<b>4,901,550.00</b>

**Stanislaus County Pool FY 2023**  
**Portfolio Management**  
**Activity By Type**  
**April 1, 2023 through April 30, 2023**

CUSIP	Investment #	Issuer	Stated Rate	Transaction Date	Purchases or Deposits	Redemptions or Withdrawals	Balance
<b>Municipal Bonds</b>							
		<b>Subtotal</b>					3,000,000.00
		<b>Total</b>			304,473,626.39	61,750,000.00	2,630,758,259.06