

THE BOARD OF SUPERVISORS OF THE COUNTY OF STANISLAUS
BOARD ACTION SUMMARY

DEPT: Treasurer / Tax Collector

BOARD AGENDA:6.B.6
AGENDA DATE: September 28, 2021

SUBJECT:

Acceptance of the Stanislaus County Treasury Pool July 2021 Monthly Investment Report

BOARD ACTION AS FOLLOWS:

RESOLUTION NO. 2021-0459

On motion of Supervisor Grewal Seconded by Supervisor B. Condit
and approved by the following vote,

Ayes: Supervisors: B. Condit, Grewal, C. Condit, and Vice-Chairman Withrow


Noes: Supervisors: None

Excused or Absent: Supervisors: Chiesa

Abstaining: Supervisor: None

- 1) Approved as recommended
- 2) Denied
- 3) Approved as amended
- 4) Other:

MOTION:

ATTEST: 
ELIZABETH A. KING, Clerk of the Board of Supervisors

File No.

**THE BOARD OF SUPERVISORS OF THE COUNTY OF STANISLAUS
AGENDA ITEM**

DEPT: Treasurer / Tax Collector

BOARD AGENDA:6.B.6
AGENDA DATE: September 28, 2021

CONSENT:

CEO CONCURRENCE: YES

4/5 Vote Required: No

SUBJECT:

Acceptance of the Stanislaus County Treasury Pool July 2021 Monthly Investment Report

STAFF RECOMMENDATION:

1. Accept the July 2021 Investment Report for the Stanislaus County Treasury Pool.
2. Authorize the Chairman of the Board of Supervisors to sign on behalf of the Board that the report has been reviewed and accepted.

DISCUSSION:

On April 16, 1996, the Board of Supervisors enacted Code Sections 2.30.010 through 2.30.040. This provided for a comprehensive policy of investment delegation and oversight, including:

- Delegation of day-to-day investment to the County Treasurer-Tax Collector;
- Qualifications for the Office of County Treasurer-Tax Collector; and
- Establishment of a Treasury Pool Oversight Committee.

On June 8, 2021, the Board of Supervisors reviewed and adopted the Investment Policy (Policy), effective July 1, 2021. The Policy was prepared by the Stanislaus County Treasurer-Tax Collector and reviewed for conformity with California State law by the Treasury Oversight Committee members comprised of the County Auditor-Controller, the County Superintendent of Schools' designee, and a member of the public familiar with investments.

The Policy includes language that mandates the preparation of the monthly report and provides guidelines for its contents. Each monthly report contains a summary along with sufficient detail to show investment activity and compliance with legal and policy directives. The report is prepared by the Stanislaus County Treasurer-Tax Collector's Office, reviewed by the Treasurer-Tax Collector for conformity with the Stanislaus County Treasury Pool Investment Policy, and distributed to the Treasury Pool Oversight Committee.

The Stanislaus County Treasury Pool yield to maturity for July 2021 was 0.92%. The Average-Days-to-Maturity at the end of July was 915 days. With the current cash flow and investment schedule, the Treasury is projecting sufficient cash to meet historical cash needs for the next six months, through the end of January 2022. To provide additional information regarding the composition of the Treasury Pool and the diversity

of holdings, the Treasurer-Tax Collector's monthly investment report includes the composition of the pool, as provided by the Auditor-Controller, a comparison of the Treasury Pool investment holdings year-on-year, and a comparison of the Stanislaus County Treasury Pool to similar investment pools in the eight comparable counties. It should be noted that differences in size, cash flow, need, and composition of funds greatly impact the strategy used and that earnings rates will fluctuate over time.

Upon acceptance and signature of the Chairman, the report can be viewed on the Stanislaus County Treasurer-Tax Collector's Office website at:

<http://www.stancounty.com/tr-tax/treasury.shtm>.

POLICY ISSUE:

Section 27133(e) of the State of California Government Code requires that the Treasurer of any county having an Oversight Committee prepare an investment report for said Committee. Section 2.30.040 of the Stanislaus County Code establishes the Treasury Oversight Committee and the Stanislaus County Investment Policy further mandates preparation, review, and acceptance of the investment report.

FISCAL IMPACT:

As part of the administration of the Pool, costs associated with the report (estimated at approximately \$800 per month) are deducted from interest earnings before distribution is made to the participating agencies' funds.

BOARD OF SUPERVISORS' PRIORITY:

The recommended actions are consistent with the Board's priority of *Delivering Efficient Public Services and Community Infrastructure* by providing transparency and adherence to the law through the issuance of monthly investment reports.

STAFFING IMPACT:


There is no staffing impact associated with acceptance of the Treasury Pool's July 2021 Monthly Investment Report. Existing Department staff prepares the monthly report.

CONTACT PERSON:

Dolores Sarenana, Assistant Treasurer-Tax Collector Telephone: (209) 525-6400

ATTACHMENT(S):

1. July 2021 Monthly Investment Report



Striving to be the Best

OFFICE OF TREASURER/TAX COLLECTOR

Donna Riley
Treasurer/Tax Collector

PO Box 3052, Modesto, CA 95353-0859
Phone: 209.525.6524 Fax: 209.525-4333

County of Stanislaus Treasury Pool
Monthly Investment Report
July 2021

The Stanislaus County Treasury Pool yield to maturity for July was 0.92%. The Average-Days-to-Maturity at the end of July was 915 days.

With our current cash flow and investment schedule, we will have sufficient cash to meet our historical cash needs for the next six months, through the end of January 2022.

The portfolio has been reviewed by both the Treasurer/Tax Collector and the Assistant Treasurer/Tax Collector for compliance with the investment policy. The MUFG Union Bank custodial statement has been reviewed by both the Treasurer/Tax Collector and the Assistant Treasurer/Tax Collector for accuracy and completeness. The custodial statement is the source of market valuation for securities held by our custodial agent. All other securities are valued at cost.


The Treasury Monthly Investment Report for July 2021 has been forwarded to the Treasury Oversight Committee members.



Dolores Sarenana, Assistant Treasurer/Tax Collector

9/7/21

Date




Donna Riley, Treasurer/Tax Collector

09/07/2021

Date

The County of Stanislaus Board of Supervisors has reviewed and accepted the July 2021 Treasurer's Monthly Investment Report.



Chairman, Board of Supervisors

9/28/2021

Date



**STANISLAUS COUNTY
SHORT-TERM INVESTMENT POOL SUMMARY
JULY 31, 2021**

CASHFLOW:	JULY 2021	YTD FY 2021/2022	JULY 2020	YTD FY 2020/2021
BEG. CASH BALANCE	\$ 1,856,172,708.82	\$ 1,856,172,708.82	\$ 1,588,704,847.52	\$ 1,588,704,847.52
RECEIPTS	107,836,432.25	107,836,432.25	269,707,948.44	269,707,948.44
DISBURSEMENTS	(330,825,867.84)	(330,825,867.84)	(321,417,663.31)	(321,417,663.31)
ENDING CASH BALANCE	\$ 1,633,183,273.23	\$ 1,633,183,273.23	\$ 1,536,995,132.65	\$ 1,536,995,132.65

INTEREST INCOME:	JULY 2021	YTD FY 2021/2022	JULY 2020	YTD FY 2020/2021
INTEREST RECEIVED	\$ 2,889,599.61	\$ 2,889,599.61	\$ 2,765,997.24	\$ 2,765,997.24
TREASURY EXPENSE*	(45,279.57)	(45,279.57)	(40,081.07)	(40,081.07)
AUDITOR EXPENSE*	(14,158.55)	(14,158.55)	(11,734.75)	(11,734.75)
NET DISTRIBUTION	\$ 2,830,161.50	\$ 2,830,161.50	\$ 2,714,181.42	\$ 2,714,181.42

*BASED ON ACTUALS

BALANCE - 07/31/2021:	DOLLAR COST	MARKET VALUE	MAX INVEST. AS % OF TOTAL	INVESTMENTS AS % OF TOTAL	MAX DAYS TO MATURE	AVG DAYS TO MATURE	YTM 360 EQUIV.
NEGOTIABLE CERT. OF DEPOSIT	\$ 91,000,000.00	\$ 91,005,580.00	30.00%	5.60%	1,825	150	0.26%
COMMERCIAL PAPER	24,960,625.00	24,996,750.00	40.00%	1.54%	270	54	0.21%
MANAGED POOL - LAIF	0.00	0.00		0.00%			
MANAGED POOL - CAMP	35,000,000.00	35,000,000.00		2.15%		1	0.05%
AGENCIES	836,490,832.53	840,587,934.08		51.43%	1,825	1,153	0.73%
TREASURIES	135,878,046.14	136,539,150.00		8.35%	1,825	842	1.08%
MEDIUM TERM NOTES	486,291,252.11	489,521,341.12	30.00%	29.90%	1,825	803	1.45%
MUNICIPAL BONDS	3,000,000.00	3,004,687.50		0.18%		1,066	0.49%
MONEY MARKET	13,893,231.14	5,816,155.89		0.85%		1	0.01%
TOTAL INVESTMENTS	\$ 1,626,513,986.92	\$ 1,626,471,598.59		100.00%		915	0.92%
BOOK CASH BALANCE	6,669,286.31	6,669,286.31					
TOTAL	\$ 1,633,183,273.23	\$ 1,633,140,884.90					

BOOK & BANK BALANCE RECONCILIATION:

ORACLE FMS ENDING BOOK CASH BALANCE	\$ 6,510,066.69
TREASURY DEPOSITS IN TRANSIT (VAULT)	159,219.62
BANK RETURNED CHECKS	0.00
BOOK CASH BALANCE	\$ 6,669,286.31
<u>UNRECORDED BANK ITEMS</u>	
TREASURY/TAXES/RR CREDIT CARD REVENUE	(1,256,119.90)
TREASURY DEPOSITS IN TRANSIT (CASH/COIN SHIPMENTS)	(255,000.00)
TREASURY CASH ON HAND (VAULT)	(159,219.62)
<u>UNRECORDED BOOK ITEMS</u>	
BANK CREDITS/REVENUE	9,062,474.52
BANK DEBITS/WITHDRAWALS	(8,284,182.31)
BANK RETURNED CHECKS	
BANK CASH BALANCE	\$ 5,777,239.00

ORACLE FMS TOTAL INVESTMENTS RECONCILIATION:

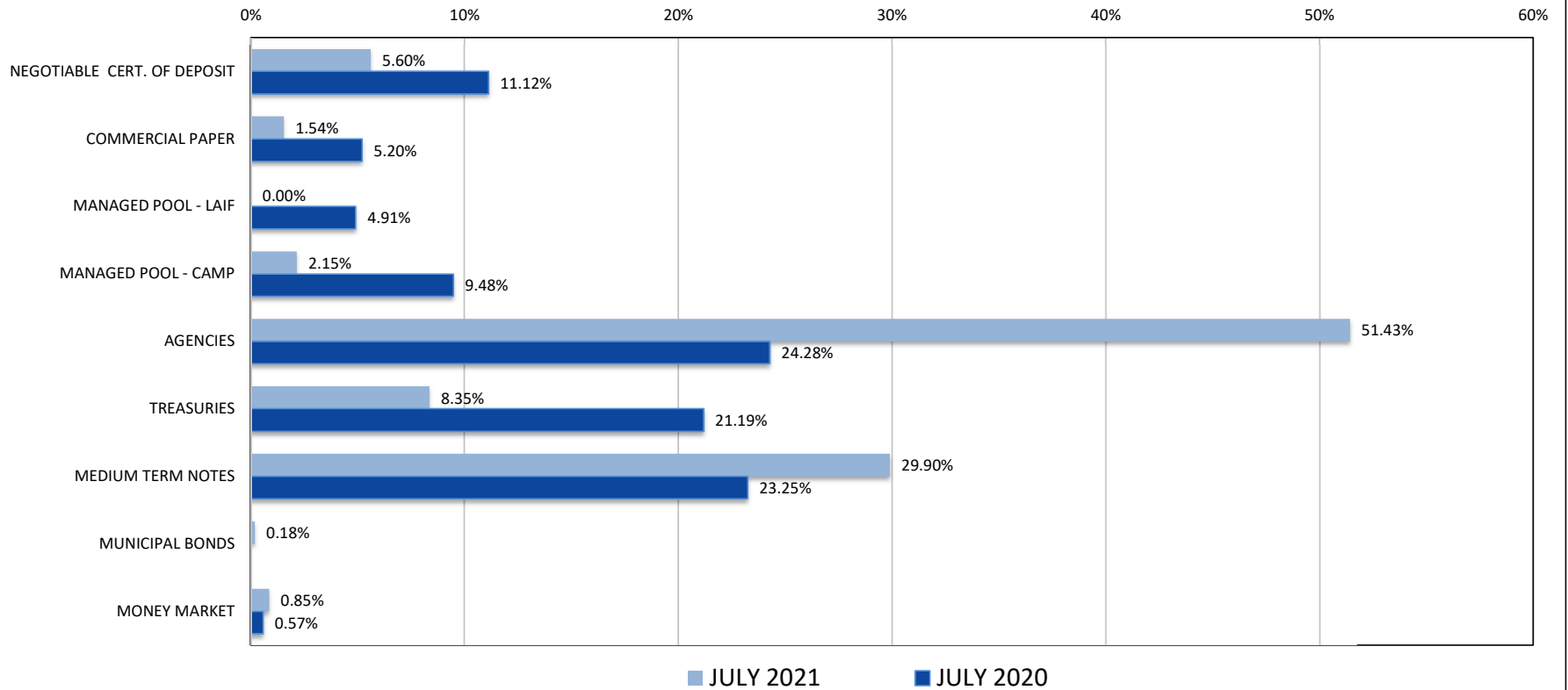
POOLED CASH - ALL FUNDS ON DEPOSIT	\$ 1,585,503,230.76
OUTSTANDING CHECKS/TRANSACTIONS	44,790,442.86
UNDISTRIBUTED YTD INTEREST	2,889,599.61
TOTAL CASH & INVESTMENTS	\$ 1,633,183,273.23

POOLED CASH PARTICIPANT DETAIL

COUNTY	49%	\$ 776,581,473.05
SCHOOL DISTRICTS	48%	758,154,507.69
SPECIAL DISTRICTS	3%	50,767,250.02
TOTAL		\$ 1,585,503,230.76

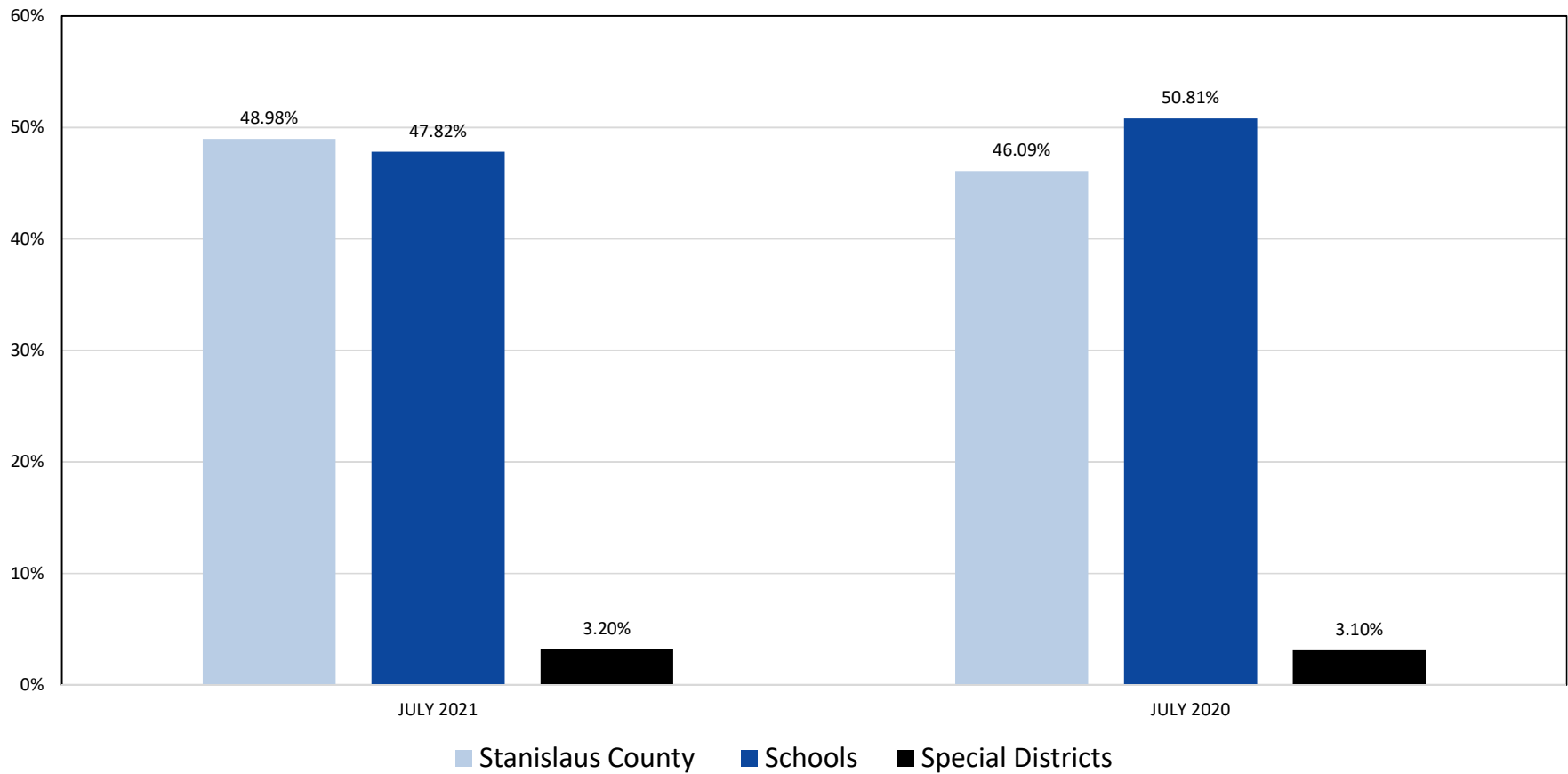


**STANISLAUS COUNTY TREASURY POOL
YEARLY COMPARISON OF ASSET DISTRIBUTION
JULY 31, 2021
VS. JULY 31, 2020**



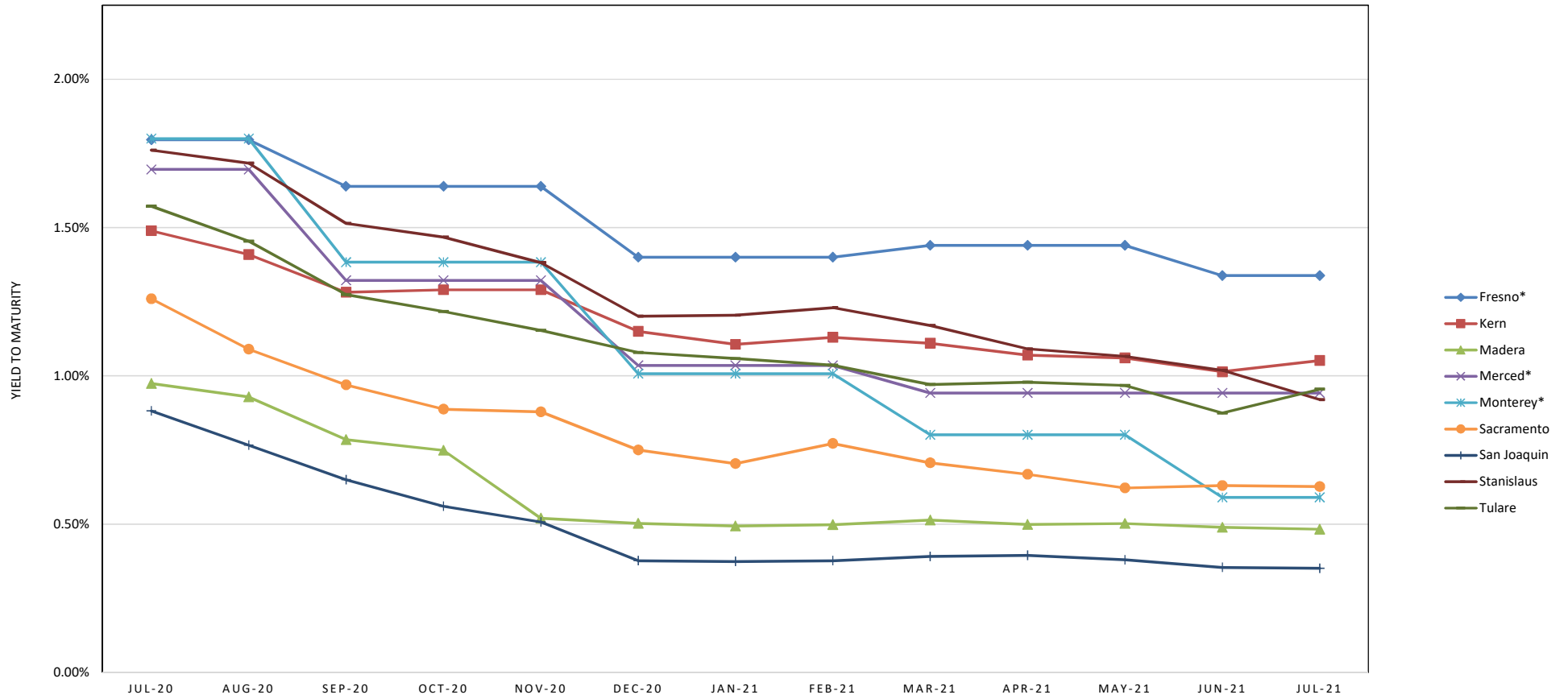


**STANISLAUS COUNTY TREASURY POOL
YEARLY COMPARISON OF PARTICIPANTS
JULY 31, 2021
VS. JULY 31, 2020**





**STANISLAUS COUNTY TREASURY POOLED INVESTMENTS
COMPARISON OF YIELD TO MATURITY FOR EIGHT COMPARABLE COUNTIES
JULY 2020 - JULY 2021**

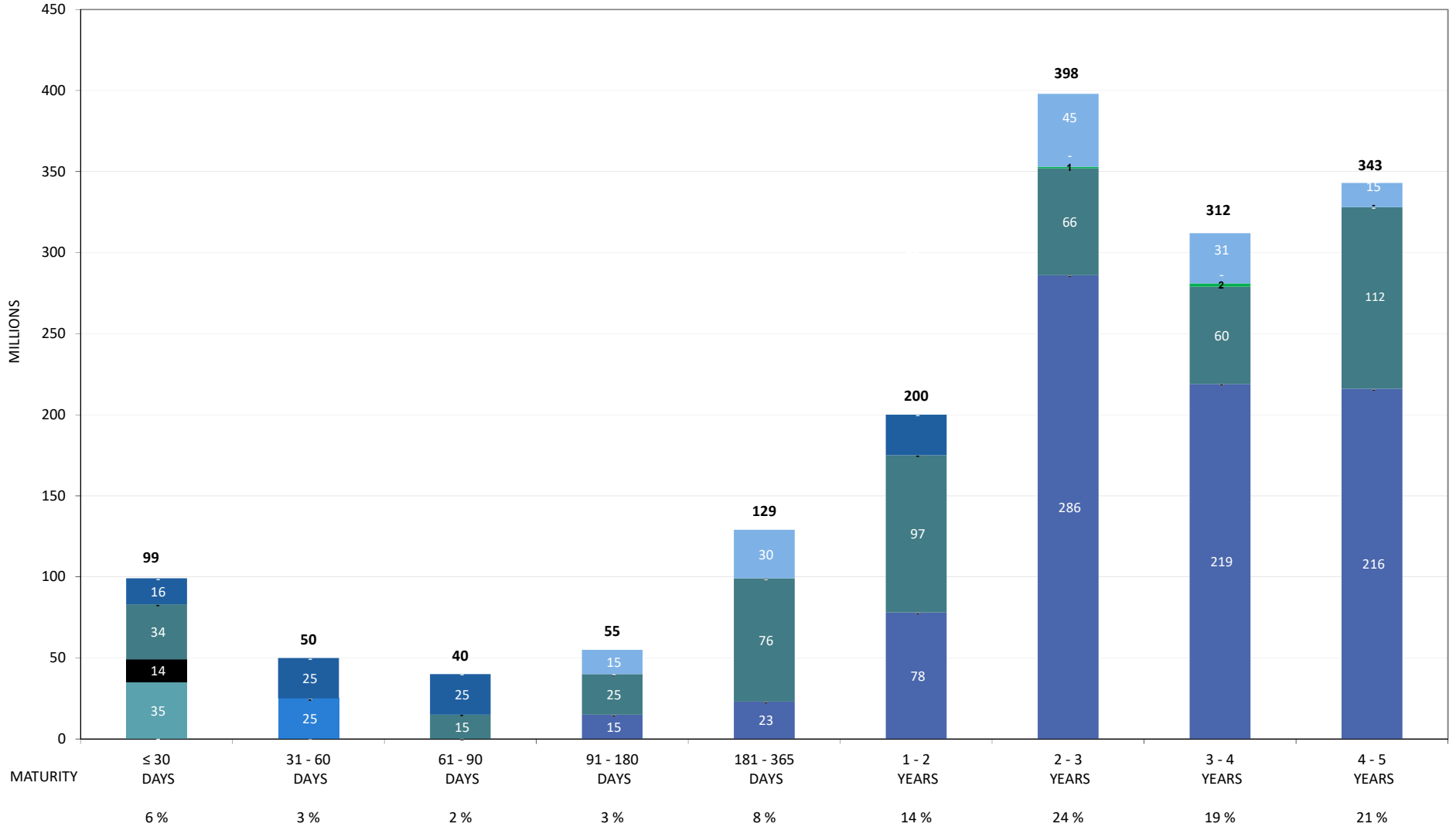


*PUBLISHED QUARTERLY



STANISLAUS COUNTY TREASURY POOL LONG TERM MATURITY DISTRIBUTION JULY 31, 2021

- AGENCIES
- COMMERCIAL PAPER
- MANAGED POOL - LAIF
- MANAGED POOL - CAMP
- MONEY MARKET
- MEDIUM TERM NOTES
- MUNICIPAL BONDS
- NEGOTIABLE CERT. OF DEPOSIT
- TREASURIES





**STANISLAUS COUNTY TREASURY POOL
INTEREST ON INVESTMENTS
JULY 2021**

DATE	90110/11 CERTIFICATE OF DEPOSIT	90115 COMMERCIAL PAPER	90125 MANAGED FUNDS (LAIF)	90126 MANAGED FUNDS (CAMP)	90130/31 AGENCIES COUP./DISC.	90132/33 TREASURIES COUP./DISC.	90140 MED. TERM NOTES	90145 MUNICIPAL BONDS	90165 MONEY MARKET	SYMPRO TOTAL	ORACLE	VARIANCE
1					20,000.00					\$ 20,000.00	\$ 20,000.00	-
2						194,465.28			42.12	194,507.40	194,507.40	-
3										-	-	-
4										-	-	-
5										-	-	-
6					78,000.00					78,000.00	78,000.00	-
7	98,437.50									98,437.50	98,437.50	-
8										-	-	-
9							67,444.45			67,444.45	67,444.45	-
10										-	-	-
11										-	-	-
12					93,000.00		527,682.42			620,682.42	620,682.42	-
13						148,584.30				148,584.30	148,584.30	-
14						82,348.50				82,348.50	82,348.50	-
15							17,500.00			17,500.00	17,500.00	-
16				51,734.06	43,400.00					95,134.06	95,134.06	-
17										-	-	-
18										-	-	-
19										-	-	-
20										-	-	-
21	31,054.17				62,500.00					93,554.17	93,554.17	-
22		46,125.00					33,187.50			79,312.50	79,312.50	-
23										-	-	-
24										-	-	-
25										-	-	-
26							307,654.67			307,654.67	307,654.67	-
27					43,125.00					43,125.00	43,125.00	-
28					22,500.00	519,799.95				542,299.95	542,299.95	-
29					526,364.11	216,846.03				743,210.14	743,210.14	-
30					(56,191.34)	(29,234.10)	(256,770.01)			(342,195.45)	(342,195.45)	-
31										-	-	-
TOTAL	\$ 129,491.67	\$ 46,125.00	\$ -	\$ 51,734.06	\$ 832,697.77	\$ 1,132,809.96	\$ 696,699.03		\$ 42.12	\$ 2,889,599.61	\$ 2,889,599.61	\$ -



**Stanislaus County Pool 2021/22
Portfolio Management
Portfolio Summary
July 31, 2021**

Investments	Par Value	Market Value	Book Value	% of Portfolio	Term	Days to Maturity	YTM 360 Equiv.
Negotiable CDs	91,000,000.00	91,005,580.00	91,000,000.00	5.59	367	150	0.264
Commercial Paper Disc. -Amortizing	25,000,000.00	24,996,750.00	24,992,125.00	1.54	270	54	0.213
Managed Pool Account - CAMP	35,000,000.00	35,000,000.00	35,000,000.00	2.15	1	1	0.049
Federal Agency Coupon Securities	834,944,000.00	840,587,934.08	836,490,832.53	51.43	1,467	1,153	0.728
Treasury Coupon Securities	135,000,000.00	136,539,150.00	135,878,046.14	8.35	1,141	842	1.084
Medium Term Notes	479,174,000.00	489,521,341.12	486,291,252.11	29.90	1,255	803	1.452
Municipal Bonds	3,000,000.00	3,004,687.50	3,000,000.00	0.18	1,426	1,066	0.492
Money Market Accounts	13,893,231.14	13,893,231.14	13,893,231.14	0.85	1	1	0.010
	1,617,011,231.14	1,634,548,673.84	1,626,545,486.92	100.00%	1,253	915	0.919

Total Earnings	July 31 Month Ending	Fiscal Year To Date
Current Year	2,802,476.68	2,802,476.68
Average Daily Balance	1,755,911,364.75	1,755,911,364.75
Effective Rate of Return	1.88%	1.88%

Stanislaus County Pool 2021/22
Portfolio Management
Portfolio Details - Investments
July 31, 2021

CUSIP	Investment #	Issuer	Average Balance	Purchase Date	Par Value	Market Value	Book Value	Stated Rate	YTM 360	YTM 365	Days to Maturity	Maturity Date
Negotiable CDs												
85325V7C8	3726	Standard Chartered Bk NY		09/24/2020	16,000,000.00	16,000,480.00	16,000,000.00	0.280	0.280	0.284	5	08/06/2021
22549L5V3	3751	Credit Suisse First Bost NY		12/08/2020	25,000,000.00	25,003,250.00	25,000,000.00	0.250	0.250	0.253	37	09/07/2021
22549L4Z5	3747	Credit Suisse First Bost NY		12/02/2020	25,000,000.00	25,006,750.00	25,000,000.00	0.280	0.280	0.284	66	10/06/2021
90275DNV8	3781	UBS Ag Stamford Ct		04/09/2021	15,000,000.00	14,997,900.00	15,000,000.00	0.250	0.250	0.253	436	10/11/2022
06426GUN5	3780	Bank of the West		04/08/2021	10,000,000.00	9,997,200.00	10,000,000.00	0.250	0.250	0.253	443	10/18/2022
Subtotal and Average			105,516,129.03		91,000,000.00	91,005,580.00	91,000,000.00		0.264	0.267	150	
Commercial Paper Disc. -Amortizing												
30229AWQ8	3762	Exxon Mobile Corp		12/28/2020	25,000,000.00	24,996,750.00	24,992,125.00	0.210	0.213	0.216	54	09/24/2021
Subtotal and Average			41,924,151.21		25,000,000.00	24,996,750.00	24,992,125.00		0.213	0.216	54	
Managed Pool Account - LAIF												
SYS61	61	Local Agency Investment Fund			0.00	0.00	0.00	0.221	0.218	0.221	1	
Subtotal and Average			15,967,741.94		0.00	0.00	0.00		0.000	0.000	0	
Managed Pool Account - CAMP												
CAMP	62	California Asset Management Pr			35,000,000.00	35,000,000.00	35,000,000.00	0.050	0.049	0.050	1	
Subtotal and Average			8,387,096.77		35,000,000.00	35,000,000.00	35,000,000.00		0.049	0.050	1	
Federal Agency Coupon Securities												
3130A0EN6	3608	Federal Home Loan Bank		04/10/2019	9,355,000.00	9,446,866.10	9,372,724.80	2.875	2.294	2.326	131	12/10/2021
3130A0EN6	3620	Federal Home Loan Bank		05/28/2019	5,260,000.00	5,311,653.20	5,273,875.85	2.875	2.086	2.115	131	12/10/2021
313378WG2	3607	Federal Home Loan Bank		04/10/2019	15,000,000.00	15,220,950.00	15,013,972.41	2.500	2.360	2.393	222	03/11/2022
3133EGWJ0	3621	Federal Farm Credit Bank		05/29/2019	5,695,000.00	5,780,994.50	5,648,004.77	1.400	2.111	2.140	424	09/29/2022
3133ELGU2	3665	Federal Farm Credit Bank		01/10/2020	12,000,000.00	12,244,680.00	11,993,253.00	1.550	1.568	1.590	527	01/10/2023
313383QR5	3649	Federal Home Loan Bank		10/31/2019	5,340,000.00	5,641,549.80	5,493,869.84	3.250	1.621	1.644	677	06/09/2023
31422BQP8	3656	Farmer Mac		12/16/2019	25,000,000.00	25,672,250.00	25,000,000.00	1.640	1.618	1.640	684	06/16/2023
3134GWVF0	3731	Federal Home Loan Mortgage Co		10/07/2020	15,000,000.00	14,998,950.00	15,000,000.00	0.250	0.247	0.250	705	07/07/2023
3134GWVF0	3732	Federal Home Loan Mortgage Co		10/07/2020	15,000,000.00	14,998,950.00	15,000,000.00	0.250	0.247	0.250	705	07/07/2023
3135G05R0	3698	Federal National Mortgage Asso		08/12/2020	10,000,000.00	10,025,800.00	9,993,237.48	0.300	0.329	0.334	739	08/10/2023
3135G05T6	3803	Federal National Mortgage Asso		06/25/2021	15,000,000.00	15,049,800.00	15,037,398.71	0.350	0.284	0.288	747	08/18/2023
3135G0U43	3646	Federal National Mortgage Asso		10/30/2019	15,000,000.00	15,844,050.00	15,366,559.27	2.875	1.653	1.676	772	09/12/2023
3130AK6F8	3724	Federal Home Loan Bank		09/21/2020	10,000,000.00	9,992,600.00	9,994,652.78	0.230	0.252	0.255	781	09/21/2023
3130AK6F8	3725	Federal Home Loan Bank		09/21/2020	5,000,000.00	4,996,300.00	4,998,217.59	0.230	0.243	0.247	781	09/21/2023
3130AKAF3	3730	Federal Home Loan Bank		10/05/2020	14,000,000.00	13,987,540.00	13,986,280.00	0.220	0.262	0.265	795	10/05/2023

Stanislaus County Pool 2021/22
Portfolio Management
Portfolio Details - Investments
July 31, 2021

CUSIP	Investment #	Issuer	Average Balance	Purchase Date	Par Value	Market Value	Book Value	Stated Rate	YTM 360	YTM 365	Days to Maturity	Maturity Date
Federal Agency Coupon Securities												
31422BNM8	3647	Farmer Mac		10/30/2019	5,800,000.00	5,978,872.00	5,792,342.59	1.630	1.668	1.691	820	10/30/2023
3133EK4X1	3648	Federal Farm Credit Bank		11/01/2019	5,000,000.00	5,151,500.00	4,990,895.94	1.600	1.661	1.684	822	11/01/2023
3133EK4X1	3650	Federal Farm Credit Bank		11/01/2019	10,000,000.00	10,303,000.00	9,987,231.25	1.600	1.636	1.659	822	11/01/2023
3133EMN81	3813	Federal Farm Credit Bank		06/30/2021	15,000,000.00	14,991,150.00	14,989,267.10	0.310	0.336	0.340	880	12/29/2023
3134GWSK3	3711	Federal Home Loan Mortgage Co		09/03/2020	15,000,000.00	14,997,450.00	15,000,000.00	0.400	0.395	0.400	939	02/26/2024
3133EL6H2	3716	Federal Farm Credit Bank		09/08/2020	10,000,000.00	9,993,700.00	9,996,285.83	0.360	0.369	0.374	946	03/04/2024
3135GA3C3	3740	Federal National Mortgage Asso		11/17/2020	15,000,000.00	15,027,300.00	15,000,000.00	0.350	0.345	0.350	1,020	05/17/2024
3135GA4S7	3743	Federal National Mortgage Asso		11/20/2020	5,000,000.00	5,011,500.00	5,000,000.00	0.375	0.370	0.375	1,020	05/17/2024
3130AKFU5	3744	Federal Home Loan Bank		11/24/2020	17,800,000.00	17,778,996.00	17,792,701.58	0.350	0.360	0.365	1,027	05/24/2024
3134GXDK7	3746	Federal Home Loan Mortgage Co		11/30/2020	14,400,000.00	14,399,280.00	14,400,000.00	0.325	0.321	0.325	1,033	05/30/2024
3134GWLJ64	3717	Federal Home Loan Mortgage Co		09/10/2020	10,000,000.00	9,995,000.00	10,000,000.00	0.400	0.395	0.400	1,044	06/10/2024
3134GXDL5	3748	Federal Home Loan Mortgage Co		12/10/2020	3,000,000.00	3,002,970.00	3,000,000.00	0.350	0.345	0.350	1,044	06/10/2024
3134GXDL5	3749	Federal Home Loan Mortgage Co		12/10/2020	6,200,000.00	6,206,138.00	6,200,000.00	0.350	0.345	0.350	1,044	06/10/2024
3134GXDL5	3750	Federal Home Loan Mortgage Co		12/10/2020	15,800,000.00	15,815,642.00	15,800,000.00	0.350	0.345	0.350	1,044	06/10/2024
3130A1XJ2	3645	Federal Home Loan Bank		10/25/2019	20,000,000.00	21,432,400.00	20,688,130.26	2.875	1.603	1.625	1,048	06/14/2024
3133EMAB8	3722	Federal Farm Credit Bank		09/17/2020	10,000,000.00	9,990,300.00	9,996,162.96	0.390	0.398	0.403	1,051	06/17/2024
31422BE89	3738	Farmer Mac		11/06/2020	10,000,000.00	10,014,000.00	10,029,785.74	0.420	0.312	0.316	1,053	06/19/2024
3130AMU34	3800	Federal Home Loan Bank		06/24/2021	20,000,000.00	19,968,600.00	19,938,192.59	0.330	0.431	0.437	1,058	06/24/2024
3134GV3A4	3714	Federal Home Loan Mortgage Co		09/04/2020	8,000,000.00	8,026,560.00	8,011,102.40	0.500	0.446	0.452	1,065	07/01/2024
3136G4Z71	3710	Federal National Mortgage Asso		09/02/2020	10,000,000.00	10,019,300.00	10,000,000.00	0.450	0.444	0.450	1,121	08/26/2024
3130AJZH5	3712	Federal Home Loan Bank		09/04/2020	3,000,000.00	2,997,360.00	2,999,421.14	0.450	0.450	0.456	1,122	08/27/2024
3133EL6V1	3719	Federal Farm Credit Bank		09/14/2020	10,000,000.00	9,988,100.00	9,993,766.02	0.430	0.444	0.450	1,136	09/10/2024
3130A2UW4	3644	Federal Home Loan Bank		10/25/2019	20,000,000.00	21,542,800.00	20,712,131.74	2.875	1.657	1.680	1,139	09/13/2024
3134GWUX2	3728	Federal Home Loan Mortgage Co		09/30/2020	22,550,000.00	22,515,047.50	22,536,622.68	0.375	0.389	0.394	1,156	09/30/2024
3133EMCN0	3734	Federal Farm Credit Bank		10/15/2020	5,000,000.00	4,991,000.00	4,993,989.58	0.400	0.432	0.438	1,171	10/15/2024
3130AMZP0	3816	Federal Home Loan Bank		06/30/2021	15,000,000.00	14,999,400.00	14,995,415.15	0.650	0.651	0.660	1,307	02/28/2025
3133EMJP8	3754	Federal Farm Credit Bank		12/10/2020	20,000,000.00	19,956,800.00	20,000,000.00	0.490	0.483	0.490	1,317	03/10/2025
3130AMX80	3818	Federal Home Loan Bank		06/30/2021	4,950,000.00	4,949,604.00	4,950,184.25	0.670	0.661	0.670	1,335	03/28/2025
3130AN4X5	3820	Federal Home Loan Bank		07/01/2021	15,000,000.00	15,000,000.00	15,000,000.00	0.670	0.661	0.670	1,339	04/01/2025
31422BYS3	3804	Farmer Mac.		06/25/2021	17,753,000.00	17,822,591.76	17,751,732.10	0.650	0.671	0.680	1,366	04/28/2025
3133EMH47	3799	Federal Farm Credit Bank		06/24/2021	20,000,000.00	20,005,200.00	19,963,700.19	0.600	0.642	0.651	1,415	06/16/2025
3135GAAZ4	3757	Federal National Mortgage Asso		12/24/2020	8,000,000.00	7,985,760.00	8,000,000.00	0.500	0.493	0.500	1,423	06/24/2025
3136G4A86	3688	Federal National Mortgage Asso		07/21/2020	25,000,000.00	24,915,750.00	24,930,486.11	0.500	0.563	0.571	1,450	07/21/2025
3133ELZ80	3693	Federal Farm Credit Bank		07/29/2020	25,000,000.00	24,988,500.00	25,000,000.00	0.580	0.572	0.580	1,458	07/29/2025
3133EL2S2	3694	Federal Farm Credit Bank		08/04/2020	10,000,000.00	9,985,800.00	10,000,000.00	0.670	0.661	0.670	1,464	08/04/2025
3134GWLJW7	3695	Federal Home Loan Mortgage Co		08/04/2020	15,000,000.00	14,959,050.00	15,000,000.00	0.550	0.542	0.550	1,464	08/04/2025

Stanislaus County Pool 2021/22
Portfolio Management
Portfolio Details - Investments
July 31, 2021

CUSIP	Investment #	Issuer	Average Balance	Purchase Date	Par Value	Market Value	Book Value	Stated Rate	YTM 360	YTM 365	Days to Maturity	Maturity Date
Federal Agency Coupon Securities												
3136G4Q48	3702	Federal National Mortgage Asso		08/19/2020	10,000,000.00	9,980,600.00	9,991,900.00	0.600	0.612	0.620	1,479	08/19/2025
3136G4M34	3703	Federal National Mortgage Asso		08/19/2020	5,000,000.00	5,004,800.00	5,000,000.00	0.450	0.444	0.450	1,479	08/19/2025
3133EL4W1	3715	Federal Farm Credit Bank		09/04/2020	10,000,000.00	9,976,400.00	9,995,912.90	0.610	0.612	0.620	1,485	08/25/2025
3135G05X7	3708	Federal National Mortgage Asso		08/27/2020	10,000,000.00	9,910,800.00	9,961,893.66	0.375	0.463	0.470	1,485	08/25/2025
3136G4X57	3713	Federal National Mortgage Asso		09/04/2020	7,441,000.00	7,429,243.22	7,441,000.00	0.625	0.616	0.625	1,485	08/25/2025
3130AJZ36	3707	Federal Home Loan Bank		08/27/2020	10,000,000.00	9,974,700.00	9,991,855.56	0.600	0.612	0.620	1,487	08/27/2025
3136G4N33	3704	Federal National Mortgage Asso		08/27/2020	5,000,000.00	4,980,350.00	5,000,000.00	0.500	0.528	0.536	1,487	08/27/2025
3136G4S87	3705	Federal National Mortgage Asso		08/27/2020	5,000,000.00	4,993,200.00	5,000,000.00	0.650	0.641	0.650	1,487	08/27/2025
3130AK4T0	3718	Federal Home Loan Bank		09/11/2020	5,000,000.00	4,984,550.00	4,995,888.89	0.580	0.592	0.600	1,502	09/11/2025
3134GWL38	3721	Federal Home Loan Mortgage Co		09/15/2020	15,000,000.00	14,973,900.00	15,000,000.00	0.540	0.533	0.540	1,506	09/15/2025
3133EMBJ0	3729	Federal Farm Credit Bank		10/01/2020	5,000,000.00	4,979,050.00	4,995,834.26	0.530	0.543	0.550	1,520	09/29/2025
3134GWY91	3733	Federal Home Loan Mortgage Co		10/15/2020	5,000,000.00	4,983,600.00	5,000,000.00	0.570	0.562	0.570	1,536	10/15/2025
3133EMEC2	3739	Federal Farm Credit Bank		11/09/2020	10,000,000.00	9,954,600.00	9,985,071.51	0.530	0.558	0.566	1,543	10/22/2025
31422B2J8	3735	Farmer Mac		10/29/2020	5,000,000.00	4,968,750.00	4,999,490.67	0.500	0.496	0.502	1,550	10/29/2025
3135GAZ23	3741	Federal National Mortgage Asso		11/17/2020	5,000,000.00	4,991,950.00	4,994,631.94	0.560	0.577	0.585	1,569	11/17/2025
3130ALYU2	3787	Federal Home Loan Bank		04/28/2021	10,000,000.00	10,012,700.00	10,000,000.00	1.000	0.986	1.000	1,641	01/28/2026
3130ALCV4	3783	Federal Home Loan Bank		04/13/2021	10,000,000.00	9,981,800.00	9,925,759.44	0.750	0.927	0.940	1,668	02/24/2026
3130AKZP4	3773	Federal Home Loan Bank		02/26/2021	15,000,000.00	14,925,450.00	15,000,000.00	0.600	0.592	0.600	1,670	02/26/2026
3130AM2J0	3789	Federal Home Loan Bank		04/28/2021	10,000,000.00	10,043,500.00	10,000,000.00	1.050	1.036	1.050	1,731	04/28/2026
3130ALZQ0	3790	Federal Home Loan Bank		04/28/2021	10,000,000.00	10,036,500.00	10,000,000.00	0.500	0.493	0.500	1,731	04/28/2026
3130AM6U1	3791	Federal Home Loan Bank		04/28/2021	10,000,000.00	9,995,900.00	10,000,000.00	0.625	0.616	0.625	1,731	04/28/2026
3130AMKN1	3795	Federal Home Loan Bank		05/27/2021	18,600,000.00	18,586,236.00	18,600,000.00	0.500	0.493	0.500	1,760	05/27/2026
Subtotal and Average			883,112,575.45		834,944,000.00	840,587,934.08	836,490,832.53	0.728	0.738	1,153		
Treasury Coupon Securities												
9128285R7	3606	U S Treasury Securities		04/05/2019	15,000,000.00	15,142,350.00	15,017,807.67	2.625	2.262	2.294	136	12/15/2021
9128286C9	3612	U S Treasury Securities		04/29/2019	15,000,000.00	15,196,350.00	15,018,982.98	2.500	2.225	2.256	198	02/15/2022
912828W55	3613	U S Treasury Securities		04/29/2019	15,000,000.00	15,157,050.00	14,968,359.38	1.875	2.236	2.267	211	02/28/2022
912828T26	3801	U S Treasury Securities		06/24/2021	15,000,000.00	15,375,600.00	15,403,453.26	1.375	0.271	0.275	790	09/30/2023
91282CBV2	3814	U S Treasury Securities		06/30/2021	15,000,000.00	15,030,450.00	15,001,596.92	0.375	0.395	0.400	988	04/15/2024
91282CCG4	3802	U S Treasury Securities		06/24/2021	15,000,000.00	14,967,150.00	14,915,538.59	0.250	0.444	0.450	1,049	06/15/2024
912828Z52	3811	U S Treasury Securities		06/30/2021	15,000,000.00	15,479,250.00	15,494,753.69	1.375	0.578	0.586	1,279	01/31/2025
912828ZC7	3812	U S Treasury Securities		06/30/2021	15,000,000.00	15,348,000.00	15,333,332.53	1.125	0.594	0.602	1,307	02/28/2025
91282CBC4	3817	U S Treasury Securities		06/30/2021	15,000,000.00	14,842,950.00	14,724,221.12	0.375	0.789	0.800	1,613	12/31/2025
Subtotal and Average			205,685,801.98		135,000,000.00	136,539,150.00	135,878,046.14	1.084	1.099	842		

Stanislaus County Pool 2021/22
Portfolio Management
Portfolio Details - Investments
July 31, 2021

CUSIP	Investment #	Issuer	Average Balance	Purchase Date	Par Value	Market Value	Book Value	Stated Rate	YTM 360	YTM 365	Days to Maturity	Maturity Date
Medium Term Notes												
46625HJC5	3655	JP Morgan Chase Bank		12/06/2019	25,000,000.00	25,034,500.00	25,023,316.09	4.350	2.608	2.644	14	08/15/2021
14912L6E6	3563	Caterpillar Financial Service		12/11/2018	9,000,000.00	9,010,800.00	8,997,788.82	2.750	3.194	3.239	19	08/20/2021
24422ERH4	3594	John Deere		03/27/2019	15,000,000.00	15,089,100.00	15,019,261.76	3.150	2.467	2.501	75	10/15/2021
63254ABB3	3596	National Australia Bank/NY		03/29/2019	10,000,000.00	10,088,900.00	10,024,577.86	3.700	2.671	2.708	95	11/04/2021
24422EUQ0	3597	John Deere		03/29/2019	15,000,000.00	15,200,850.00	15,047,962.09	3.200	2.412	2.446	162	01/10/2022
084670BF4	3598	Berkshire Hathaway Finance Cor		04/01/2019	10,000,000.00	10,143,700.00	10,053,594.60	3.400	2.246	2.278	183	01/31/2022
084670BF4	3603	Berkshire Hathaway Finance Cor		04/05/2019	5,000,000.00	5,071,850.00	5,024,292.86	3.400	2.348	2.381	183	01/31/2022
89236TFX8	3609	Toyota Motor Credit Corp		04/12/2019	12,200,000.00	12,407,644.00	12,198,213.72	2.650	2.635	2.672	254	04/12/2022
89236TFX8	3619	Toyota Motor Credit Corp		05/06/2019	6,000,000.00	6,102,120.00	6,003,779.26	2.650	2.520	2.555	254	04/12/2022
69371RP83	3626	PACCAR Financial Corp		05/29/2019	9,845,000.00	10,031,267.40	9,862,189.87	2.650	2.382	2.415	282	05/10/2022
14912L5F4	3614	Caterpillar Financial Service		04/29/2019	5,506,000.00	5,626,030.80	5,518,433.06	2.850	2.531	2.566	304	06/01/2022
49327M2S2	3616	Key Bank NA		04/30/2019	4,100,000.00	4,175,850.00	4,091,423.34	2.400	2.620	2.656	312	06/09/2022
88579YAF8	3617	3M Company		05/02/2019	10,000,000.00	10,163,200.00	9,954,775.13	2.000	2.489	2.524	329	06/26/2022
89236THD0	3765	Toyota Motor Credit Corp		01/13/2021	14,750,000.00	14,783,482.50	14,781,497.30	0.450	0.227	0.230	355	07/22/2022
665859AN4	3629	Northern Trust Corp		05/31/2019	10,000,000.00	10,212,200.00	10,003,417.00	2.375	2.307	2.339	366	08/02/2022
05253JAU5	3638	Aust & NZ Banking Group NY		08/21/2019	15,000,000.00	15,453,750.00	15,124,763.47	2.625	1.920	1.947	465	11/09/2022
46625HJH4	3637	JP Morgan Chase Bank		08/21/2019	15,000,000.00	15,651,900.00	15,240,559.64	3.200	2.046	2.074	542	01/25/2023
49327M2U7	3636	Key Bank NA		06/28/2019	22,200,000.00	23,280,696.00	22,568,317.54	3.375	2.256	2.287	583	03/07/2023
06406RAG2	3628	Bank of New York Mellon Corp		05/30/2019	20,000,000.00	21,122,000.00	20,281,348.44	3.500	2.608	2.644	635	04/28/2023
22550L2D2	3706	Credit Suisse First Bost NY		08/31/2020	10,000,000.00	10,108,900.00	10,096,152.28	1.000	0.444	0.450	642	05/05/2023
22550L2D2	3723	Credit Suisse First Bost NY		09/18/2020	5,000,000.00	5,054,450.00	5,043,683.07	1.000	0.493	0.500	642	05/05/2023
857477AL7	3763	State Street Corp		01/13/2021	2,734,000.00	2,868,895.56	2,870,338.93	3.100	0.296	0.300	652	05/15/2023
06053FAA7	3777	Bank of Agriculture & Commerce		04/01/2021	5,257,000.00	5,638,185.07	5,627,954.37	4.100	0.504	0.511	722	07/24/2023
06406RAJ6	3806	Bank of New York Mellon Corp		06/28/2021	10,000,000.00	10,633,000.00	10,770,017.75	3.450	0.285	0.289	740	08/11/2023
89236THF5	3699	Toyota Motor Credit Corp		08/14/2020	5,000,000.00	5,019,650.00	5,001,917.34	0.500	0.474	0.481	743	08/14/2023
14913R2F3	3720	Caterpillar Financial Service		09/14/2020	5,000,000.00	5,013,950.00	5,003,355.79	0.450	0.412	0.418	774	09/14/2023
14912L5X5	3776	Caterpillar Financial Service		04/01/2021	5,000,000.00	5,390,300.00	5,386,213.06	3.750	0.386	0.392	845	11/24/2023
24422EUR8	3709	John Deere		08/28/2020	11,075,000.00	11,885,468.50	11,842,701.65	3.450	0.571	0.579	892	01/10/2024
91159HHV5	3764	US Bank NA		01/13/2021	2,500,000.00	2,676,925.00	2,675,033.58	3.375	0.538	0.546	918	02/05/2024
24422EUX5	3793	John Deere		04/22/2021	7,000,000.00	7,377,300.00	7,417,262.70	2.600	0.411	0.417	949	03/07/2024
46625HJX9	3774	JP Morgan Chase Bank		04/01/2021	2,047,000.00	2,221,056.41	2,214,268.36	3.625	0.645	0.654	1,016	05/13/2024
91159HHX1	3727	US Bank NA		09/25/2020	5,575,000.00	5,870,809.50	5,879,463.03	2.400	0.548	0.556	1,094	07/30/2024
30231GBC5	3792	Exxon Mobil Corporation		04/22/2021	10,000,000.00	10,443,200.00	10,457,040.13	2.019	0.613	0.622	1,111	08/16/2024
06406RAL1	3775	Bank of New York Mellon Corp		04/01/2021	12,000,000.00	12,572,160.00	12,568,900.08	2.100	0.606	0.614	1,180	10/24/2024
14913Q3B3	3805	Caterpillar Financial Service		06/28/2021	20,000,000.00	20,975,200.00	21,001,711.31	2.150	0.681	0.690	1,195	11/08/2024
91159HHZ6	3767	US Bank NA		01/13/2021	3,753,000.00	3,848,025.96	3,860,147.17	1.450	0.671	0.680	1,380	05/12/2025

Stanislaus County Pool 2021/22
Portfolio Management
Portfolio Details - Investments
July 31, 2021

CUSIP	Investment #	Issuer	Average Balance	Purchase Date	Par Value	Market Value	Book Value	Stated Rate	YTM 360	YTM 365	Days to Maturity	Maturity Date
Medium Term Notes												
69353REQ7	3766	PNC Bank NA		01/13/2021	6,450,000.00	7,037,530.50	7,045,631.39	3.250	0.777	0.788	1,400	06/01/2025
02079KAH0	3700	Alphabet Inc (Google)		08/17/2020	5,000,000.00	4,971,050.00	4,995,997.05	0.450	0.464	0.470	1,475	08/15/2025
478160CN2	3794	Johnson & Johnson		04/26/2021	10,000,000.00	9,959,200.00	9,940,961.25	0.550	0.796	0.807	1,492	09/01/2025
48128GX54	3736	JP Morgan Chase Bank		10/30/2020	5,000,000.00	4,907,450.00	5,000,000.00	0.750	0.739	0.749	1,551	10/30/2025
06048WK41	3745	Bank of America		11/25/2020	25,000,000.00	24,535,000.00	25,000,000.00	0.650	0.641	0.650	1,577	11/25/2025
89236THW8	3770	Toyota Motor Credit Corp		01/13/2021	10,000,000.00	9,932,500.00	9,997,829.00	0.800	0.794	0.805	1,622	01/09/2026
89236THW8	3784	Toyota Motor Credit Corp		04/14/2021	15,000,000.00	14,898,750.00	14,831,563.30	0.800	1.045	1.060	1,622	01/09/2026
24422EVK2	3771	John Deere		01/15/2021	5,000,000.00	4,971,800.00	4,989,520.53	0.700	0.738	0.748	1,628	01/15/2026
037833EB2	3772	Apple Inc		02/08/2021	15,000,000.00	14,925,750.00	14,997,301.89	0.700	0.694	0.704	1,652	02/08/2026
037833EB2	3786	Apple Inc		04/14/2021	7,899,000.00	7,859,899.95	7,804,782.06	0.700	0.986	1.000	1,652	02/08/2026
808513BF1	3785	Charles Schwab Corp		04/14/2021	19,283,000.00	19,275,093.97	19,151,993.19	0.900	1.003	1.017	1,683	03/11/2026
Subtotal and Average			488,257,916.24		479,174,000.00	489,521,341.12	486,291,252.11		1.452	1.472	803	
Municipal Bonds												
13067WRA2	3697	CA St. Dept. of Water Resource		08/06/2020	1,250,000.00	1,252,675.00	1,250,000.00	0.414	0.408	0.414	852	12/01/2023
13067WRB0	3696	CA St. Dept. of Water Resource		08/06/2020	1,750,000.00	1,752,012.50	1,750,000.00	0.560	0.552	0.560	1,218	12/01/2024
Subtotal and Average			3,000,000.00		3,000,000.00	3,004,687.50	3,000,000.00		0.492	0.499	1,066	
Money Market Accounts												
SYS3505	3505	Dreyfus Treasury/Agency Fund			13,893,231.14	13,893,231.14	13,893,231.14	0.010	0.010	0.010	1	
Subtotal and Average			4,059,952.12		13,893,231.14	13,893,231.14	13,893,231.14		0.010	0.010	1	
Total and Average			1,755,911,364.75		1,617,011,231.14	1,634,548,673.84	1,626,545,486.92		0.919	0.932	915	

Stanislaus County Pool 2021/22
Portfolio Management
Activity By Type
July 1, 2021 through July 31, 2021

CUSIP	Investment #	Issuer	Stated Rate	Transaction Date	Purchases or Deposits	Redemptions or Withdrawals	Balance
Negotiable CDs							
85325V6B1	3690	Standard Chartered Bk NY	0.405	07/07/2021	0.00	25,000,000.00	
85325VB25	3737	Standard Chartered Bk NY	0.290	07/21/2021	0.00	15,000,000.00	
Subtotal					0.00	40,000,000.00	91,000,000.00
Commercial Paper Disc. -Amortizing							
63873JUN8	3742	Natixis Banque Popular NY	0.270	07/22/2021	0.00	25,000,000.00	
Subtotal					0.00	25,000,000.00	24,992,125.00
Managed Pool Account - LAIF (Monthly Summary)							
SYS61	61	Local Agency Investment Fund	0.221		60,000,000.00	85,000,000.00	
Subtotal					60,000,000.00	85,000,000.00	0.00
Managed Pool Account - CAMP (Monthly Summary)							
CAMP	62	California Asset Management Pr	0.050		45,000,000.00	10,000,623.35	
Subtotal					45,000,000.00	10,000,623.35	35,000,000.00
Federal Agency Coupon Securities							
3133EMVW9	3782	Federal Farm Credit Bank	1.120	07/16/2021	0.00	15,000,000.00	
313380GJ0	3627	Federal Home Loan Bank	2.000	07/29/2021	0.00	9,986,067.80	
3130AH6Q1	3642	Federal Home Loan Bank	1.560	07/29/2021	0.00	9,995,279.97	
3130ALWQ3	3778	Federal Home Loan Bank	1.150	07/27/2021	0.00	15,000,000.00	
3130AM2X9	3788	Federal Home Loan Bank	0.900	07/28/2021	0.00	10,000,000.00	
3130AN4X5	3820	Federal Home Loan Bank	0.670	07/01/2021	15,000,000.00	0.00	
Subtotal					15,000,000.00	59,981,347.77	836,490,832.53
Treasury Coupon Securities							
9128282F6	3576	U S Treasury Securities	1.125	07/14/2021	0.00	14,973,466.71	
912828D72	3579	U S Treasury Securities	2.000	07/13/2021	0.00	14,990,062.62	
912828Y20	3580	U S Treasury Securities	2.625	07/02/2021	0.00	15,000,533.20	
9128285A4	3587	U S Treasury Securities	2.750	07/28/2021	0.00	15,004,865.13	
912828F21	3588	U S Treasury Securities	2.125	07/28/2021	0.00	14,990,801.03	
912828F96	3604	U S Treasury Securities	2.000	07/28/2021	0.00	14,988,810.81	
912828G53	3605	U S Treasury Securities	1.875	07/29/2021	0.00	19,972,284.03	
Subtotal					0.00	109,920,823.53	135,878,046.14

Stanislaus County Pool 2021/22
Portfolio Management
Activity By Type
July 1, 2021 through July 31, 2021

CUSIP	Investment #	Issuer	Stated Rate	Transaction Date	Purchases or Deposits	Redemptions or Withdrawals	Balance
Medium Term Notes							
24422ERE1	3562	John Deere	3.900	07/12/2021	0.00	5,000,000.00	
		Subtotal			0.00	5,000,000.00	486,291,252.11
Municipal Bonds							
		Subtotal					3,000,000.00
Money Market Accounts (Monthly Summary)							
SYS3505	3505	Dreyfus Treasury/Agency Fund	0.010		21,151,189.41	19,784,819.80	
		Subtotal			21,151,189.41	19,784,819.80	13,893,231.14
		Total			141,151,189.41	354,687,614.45	1,626,545,486.92

**Stanislaus County Pool 2021/22
Portfolio Management
Activity Summary
July 2020 through July 2021**

Month End	Year	Number of Securities	Total Invested	Yield to Maturity		Managed Pool Rate	Number of Investments Purchased	Number of Investments Redeemed	Average Term	Average Days to Maturity
				360 Equivalent	365 Equivalent					
July	2020	105	1,529,264,759.66	1.761	1.786	0.820	7	4	792	471
August	2020	117	1,492,766,049.44	1.717	1.741	0.720	16	6	919	583
September	2020	130	1,643,294,799.93	1.514	1.535	0.650	19	5	945	633
October	2020	133	1,596,545,753.60	1.451	1.471	0.600	8	10	997	672
November	2020	134	1,642,592,913.67	1.382	1.401	0.560	10	4	1,037	717
December	2020	141	1,876,349,566.08	1.201	1.218	0.560	12	3	947	651
January	2021	145	1,778,545,179.70	1.199	1.216	0.420	7	4	991	667
February	2021	143	1,659,345,842.28	1.227	1.244	0.370	2	5	1,073	715
March	2021	139	1,663,448,237.19	1.174	1.190	0.350	0	4	1,052	684
April	2021	154	1,718,609,078.96	1.091	1.106	0.350	20	6	1,160	814
May	2021	149	1,693,054,730.75	1.066	1.081	0.350	1	6	1,178	816
June	2021	158	1,840,578,405.71	1.019	1.033	0.300	15	3	1,216	870
July	2021	156	1,626,545,486.92	0.919	0.932	0.050	1	16	1,253	915
Average		139	1,673,918,523.38	1.286%	1.304%	0.469	9	6	1,043	708

**Stanislaus County Pool 2021/22
Portfolio Management
Distribution of Investments By Type
July 2020 through July 2021**

Security Type	July 2020	August 2020	September 2020	October 2020	November 2020	December 2020	January 2021	February 2021	March 2021	April 2021	May 2021	June 2021	July 2021	Average by Period
Certificates of Deposit - Bank														
Negotiable CDs	11.1	11.4	10.4	9.5	9.5	16.3	15.8	13.9	12.4	13.4	12.2	7.1	5.6	11.4%
Commercial Paper Disc. -Amortizing	5.2	3.7	2.7		1.5	2.7	2.8	3.0	3.0	2.9	3.0	2.7	1.5	2.7%
Bankers Acceptances -Amortizing														
Managed Pool Account - LAIF	4.9	5.0	4.6	4.7	4.6	4.0	4.2	1.8	4.5	1.2	2.7	1.4		3.3%
Managed Pool Account - CAMP	9.5	4.0	6.1	5.6	2.4	5.1							2.2	2.7%
Federal Agency Coupon Securities	24.3	30.6	33.9	37.6	39.7	36.3	36.9	40.1	40.0	44.0	45.7	47.9	51.4	39.1%
Federal Agency Disc. -Amortizing														
Treasury Coupon Securities	21.2	20.4	18.5	17.8	17.3	14.6	15.4	14.8	12.9	9.9	9.2	13.4	8.4	14.9%
Treasury Discounts -Amortizing														
Rolling Repurchase Agreements														
Repurchase Agreements - Term														
Medium Term Notes	23.3	24.4	23.1	23.9	23.7	20.8	22.7	25.3	24.9	27.6	27.2	26.7	29.9	24.9%
California Registered Warrants														
Municipal Bonds		0.2	0.2	0.2	0.2	0.2	0.2	0.2	0.2	0.2	0.2	0.2	0.2	0.2%
Money Market Accounts	0.6	0.4	0.5	0.7	1.0	0.1	2.0	1.0	2.1	0.9		0.7	0.9	0.8%
Municipal Anticipation Note														
Calif Local Agency Indebtedness														