

THE BOARD OF SUPERVISORS OF THE COUNTY OF STANISLAUS
BOARD ACTION SUMMARY

DEPT: Treasurer / Tax Collector

BOARD AGENDA:6.B.4
AGENDA DATE: August 16, 2022

SUBJECT:

Acceptance of the Stanislaus County Treasury Pool June 2022 Monthly Investment Report


BOARD ACTION AS FOLLOWS:

RESOLUTION NO. 2022-0436

On motion of Supervisor Grewal----- Seconded by Supervisor C. Condit-----
and approved by the following vote,
Ayes: Supervisors: B. Condit, Chiesa, Grewal, C. Condit, and Chairman Withrow-----
Noes: Supervisors: None-----
Excused or Absent: Supervisors: None-----
Abstaining: Supervisor: None-----

- 1) Approved as recommended
- 2) Denied
- 3) Approved as amended
- 4) Other:

MOTION:

ATTEST: 
ELIZABETH A. KING, Clerk of the Board of Supervisors

File No.

**THE BOARD OF SUPERVISORS OF THE COUNTY OF STANISLAUS
AGENDA ITEM**

DEPT: Treasurer / Tax Collector

BOARD AGENDA:6.B.4
AGENDA DATE: August 16, 2022

CONSENT:

CEO CONCURRENCE: YES

4/5 Vote Required: No

SUBJECT:

Acceptance of the Stanislaus County Treasury Pool June 2022 Monthly Investment Report

STAFF RECOMMENDATION:

1. Accept the June 2022 Monthly Investment Report for the Stanislaus County Treasury Pool.
2. Authorize the Chairman of the Board of Supervisors to sign on behalf of the Board that the report has been reviewed and accepted.

DISCUSSION:

On April 16, 1996, the Board of Supervisors enacted Code Sections 2.30.010 through 2.30.040. This provided for a comprehensive policy of investment delegation and oversight, including:

- Delegation of day-to-day investment to the County Treasurer-Tax Collector
- Qualifications for the Office of County Treasurer-Tax Collector
- Establishment of a Treasury Pool Oversight Committee

On June 8, 2021, the Board of Supervisors reviewed and adopted the Investment Policy (Policy), effective July 1, 2021. The Policy was prepared by the Stanislaus County Treasurer-Tax Collector and reviewed for conformity with California State law by the Treasury Oversight Committee members comprised of the County Auditor-Controller, the County Superintendent of Schools' designee and a member of the public familiar with investments.

The Policy includes language that mandates the preparation of the monthly report and provides guidelines for its contents. Each monthly report contains a summary along with sufficient detail to show investment activity and compliance with legal and policy directives. The report is prepared by the Stanislaus County Treasurer-Tax Collector's Office, reviewed by the Treasurer-Tax Collector for conformity with the Stanislaus County Treasury Pool Investment Policy and distributed to the Treasury Pool Oversight Committee.

The Stanislaus County Treasury Pool yield to maturity for June 2022 was 0.96%. The Average-Days-to-Maturity at the end of June was 784 days. With the current cash flow and investment schedule, the Treasury is projecting sufficient cash to meet historical cash needs for the next six months, through the end of December 2022. To provide

additional information regarding the composition of the Treasury Pool and the diversity of holdings, the Treasurer-Tax Collector's monthly investment report includes the composition of the pool, as provided by the Auditor-Controller, a comparison of the Treasury Pool investment holdings year-on-year and a comparison of the Stanislaus County Treasury Pool to similar investment pools in the eight comparable counties. It should be noted that differences in size, cash flow, need and composition of funds greatly impact the strategy used and that earnings rates will fluctuate over time.

Upon acceptance and signature of the Chairman, the report can be viewed on the Stanislaus County Treasurer-Tax Collector's Office website at:

<http://www.stancounty.com/tr-tax/treasury.shtm>

POLICY ISSUE:

Section 27133(e) of the State of California Government Code requires that the Treasurer of any county having an Oversight Committee prepare an investment report for said Committee. Section 2.30.040 of the Stanislaus County Code establishes the Treasury Oversight Committee and the Stanislaus County Investment Policy further mandates the preparation, review and acceptance of the investment report.

FISCAL IMPACT:

As part of the administration of the Pool, costs associated with the report (estimated at approximately \$800 per month) are deducted from interest earnings before distribution is made to the participating agencies' funds.

BOARD OF SUPERVISORS' PRIORITY:

The recommended actions are consistent with the Board's priority of *Delivering Efficient Public Services and Community Infrastructure* by providing transparency and adherence to the law through the issuance of monthly investment reports.

STAFFING IMPACT:


There is no staffing impact associated with acceptance of the Treasury Pool's June 2022 Monthly Investment Report. Existing Department staff prepares the monthly report.

CONTACT PERSON:

Dolores Sarenana, Assistant Treasurer-Tax Collector Telephone: (209) 525-6400

ATTACHMENT(S):

1. June 2022 Monthly Investment Report



Striving to be the Best

OFFICE OF TREASURER/TAX COLLECTOR

Donna Riley
Treasurer/Tax Collector

PO Box 3052, Modesto, CA 95353-0859
Phone: 209.525.6524 Fax: 209.525-4333


County of Stanislaus Treasury Pool
Monthly Investment Report
June 2022

The Stanislaus County Treasury Pool yield to maturity for June was 0.96%. The Average-Days-to-Maturity at the end of June was 784 days.


With our current cash flow and investment schedule, we will have sufficient cash to meet our historical cash needs for the next six months, through the end of December 2022.

The portfolio has been reviewed by both the Treasurer/Tax Collector and the Assistant Treasurer/Tax Collector for compliance with the investment policy. The US Bank custodial statement has been reviewed by both the Treasurer/Tax Collector and the Assistant Treasurer/Tax Collector for accuracy and completeness. The custodial statement is the source of market valuation for securities held by our custodial agent. All other securities are valued at cost.

The Treasury Monthly Investment Report for June 2022 has been forwarded to the Treasury Oversight Committee members.


Dolores Sarenana, Assistant Treasurer/Tax Collector

7/29/2022
Date


Donna Riley, Treasurer/Tax Collector

07/29/2022
Date

The County of Stanislaus Board of Supervisors has reviewed and accepted the June 2022 Treasurer's Monthly Investment Report.


Chairman, Board of Supervisors

8/16/22
Date



STANISLAUS COUNTY SHORT-TERM INVESTMENT POOL SUMMARY JUNE 30, 2022

CASHFLOW:	JUNE 2022	YTD FY 2021/2022	JUNE 2021	YTD FY 2020/2021
BEG. CASH BALANCE	\$ 2,074,910,715.82	\$ 1,856,172,708.82	\$ 1,709,660,410.41	\$ 1,588,704,847.52
RECEIPTS	453,398,825.43	3,866,235,547.47	429,162,874.80	3,536,474,818.96
DISBURSEMENTS	(333,919,531.36)	(3,528,018,246.40)	(282,650,576.39)	(3,269,006,957.66)
ENDING CASH BALANCE	\$ 2,194,390,009.89	\$ 2,194,390,009.89	\$ 1,856,172,708.82	\$ 1,856,172,708.82

INTEREST INCOME:	JUNE 2022	YTD FY 2021/2022	JUNE 2021	YTD FY 2020/2021
INTEREST RECEIVED	\$ 1,380,760.71	\$ 18,500,137.34	\$ 1,696,199.17	\$ 25,020,289.81
TREASURY EXPENSE*	(78,272.55)	(540,506.92)	(73,052.48)	(571,825.79)
AUDITOR EXPENSE*	11,359.26	(145,578.65)	(10,620.85)	(169,902.54)
NET DISTRIBUTION	\$ 1,313,847.42	\$ 17,814,051.77	\$ 1,612,525.84	\$ 24,278,561.48

*BASED ON ACTUALS

	DOLLAR COST	MARKET VALUE	MAX INVEST. AS % OF TOTAL	INVESTMENTS AS % OF TOTAL	MAX DAYS TO MATURE	AVG DAYS TO MATURE	YTM 360 EQUIV.
BALANCE - 06/30/2022							
NEGOTIABLE CERT. OF DEPOSIT	\$ 170,000,000.00	\$ 168,666,610.00	30.00%	7.81%	1,825	156	0.76%
COMMERCIAL PAPER	49,747,605.56	49,747,300.00	40.00%	2.28%	270	73	0.80%
MANAGED POOL - LAIF	0.00	0.00		0.00%		0	0.00%
MANAGED POOL - CAMP	200,000,000.00	200,000,000.00		9.19%		1	1.36%
AGENCIES	1,045,278,151.80	986,638,063.83		48.00%	1,825	981	0.83%
TREASURIES	180,092,330.76	171,164,000.00		8.27%	1,825	813	0.66%
MEDIUM TERM NOTES	529,259,912.29	495,601,901.39	30.00%	24.31%	1,825	952	1.26%
MUNICIPAL BONDS	3,000,000.00	2,838,637.50		0.14%		732	0.49%
TOTAL INVESTMENTS	\$ 2,177,378,000.41	\$ 2,074,656,512.72		100.00%		784	0.96%
BOOK CASH BALANCE	17,012,009.48	17,012,009.48					
TOTAL	\$ 2,194,390,009.89	\$ 2,091,668,522.20					

BOOK & BANK BALANCE RECONCILIATION:

ORACLE FMS ENDING BOOK CASH BALANCE	\$ 16,909,851.69
TREASURY DEPOSITS IN TRANSIT (VAULT)	102,157.79
BANK RETURNED CHECKS	0.00
BOOK CASH BALANCE	\$ 17,012,009.48
<u>UNRECORDED BANK ITEMS</u>	
TREASURY/TAXES/RR CREDIT CARD REVENUE	(1,154,103.09)
TREASURY DEPOSITS IN TRANSIT (CASH/COIN SHIPMENTS)	(246,000.00)
TREASURY CASH ON HAND (VAULT)	(102,157.79)
<u>UNRECORDED BOOK ITEMS</u>	
BANK CREDITS/REVENUE	126,975.67
BANK DEBITS/WITHDRAWALS	(6,486,573.99)
BANK RETURNED CHECKS	0.00
BANK CASH BALANCE	\$ 9,150,150.28

ORACLE FMS TOTAL INVESTMENTS RECONCILIATION:

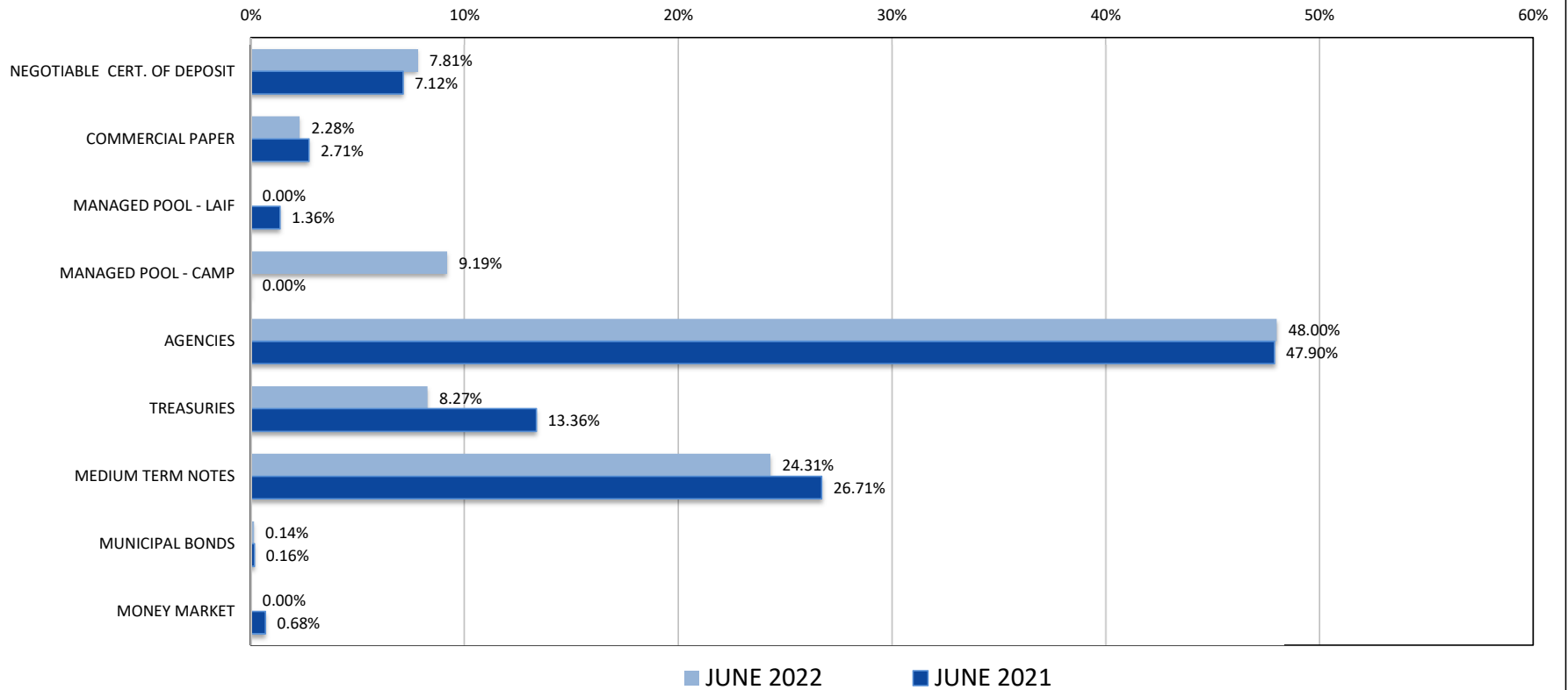
POOLED CASH - ALL FUNDS ON DEPOSIT	\$ 2,130,834,631.83
OUTSTANDING CHECKS/TRANSACTIONS	59,568,958.32
UNDISTRIBUTED YTD INTEREST	3,986,419.74
TOTAL CASH & INVESTMENTS	\$ 2,194,390,009.89

POOLED CASH PARTICIPANT DETAIL

COUNTY	41%	\$ 881,736,088.21
SCHOOL DISTRICTS	56%	1,198,674,093.87
SPECIAL DISTRICTS	2%	50,424,449.75
TOTAL	100%	\$ 2,130,834,631.83

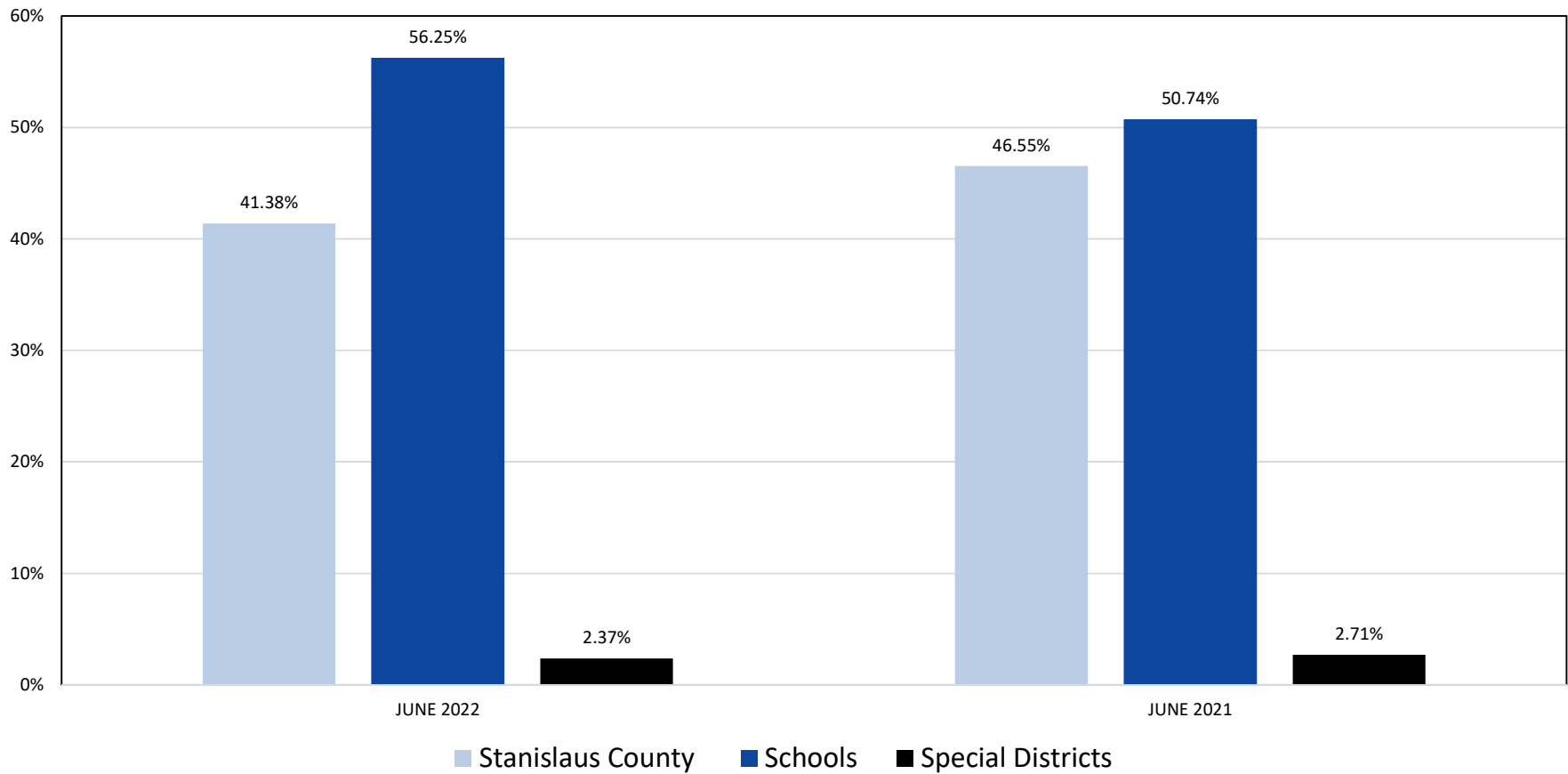


**STANISLAUS COUNTY TREASURY POOL
YEARLY COMPARISON OF ASSET DISTRIBUTION
JUNE 30, 2022
VS. JUNE 30, 2021**



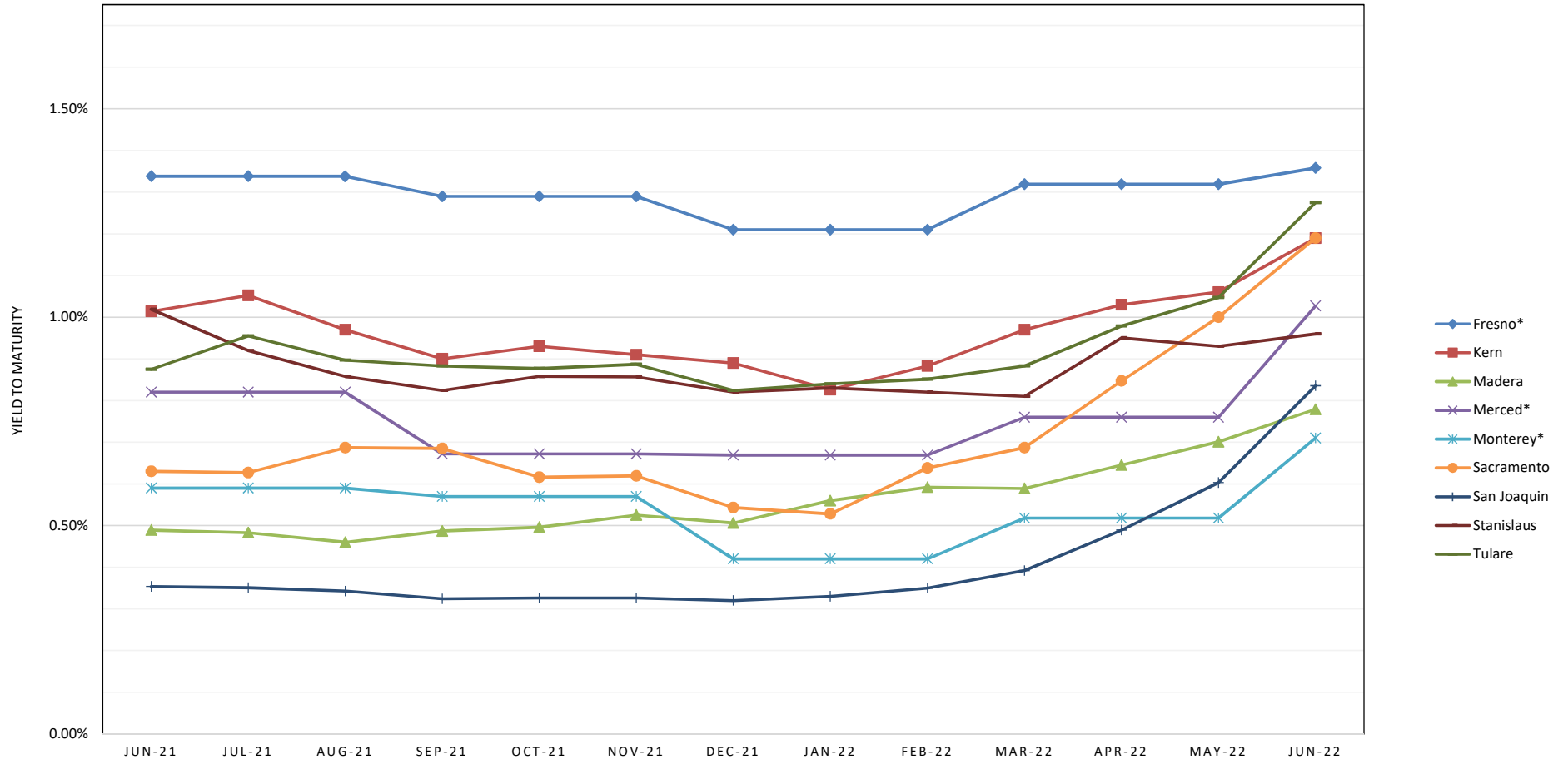


**STANISLAUS COUNTY TREASURY POOL
YEARLY COMPARISON OF PARTICIPANTS
JUNE 30, 2022
VS. JUNE 30, 2021**





STANISLAUS COUNTY TREASURY POOLED INVESTMENTS COMPARISON OF YIELD TO MATURITY FOR EIGHT COMPARABLE COUNTIES JUN 2021 - JUN 2022

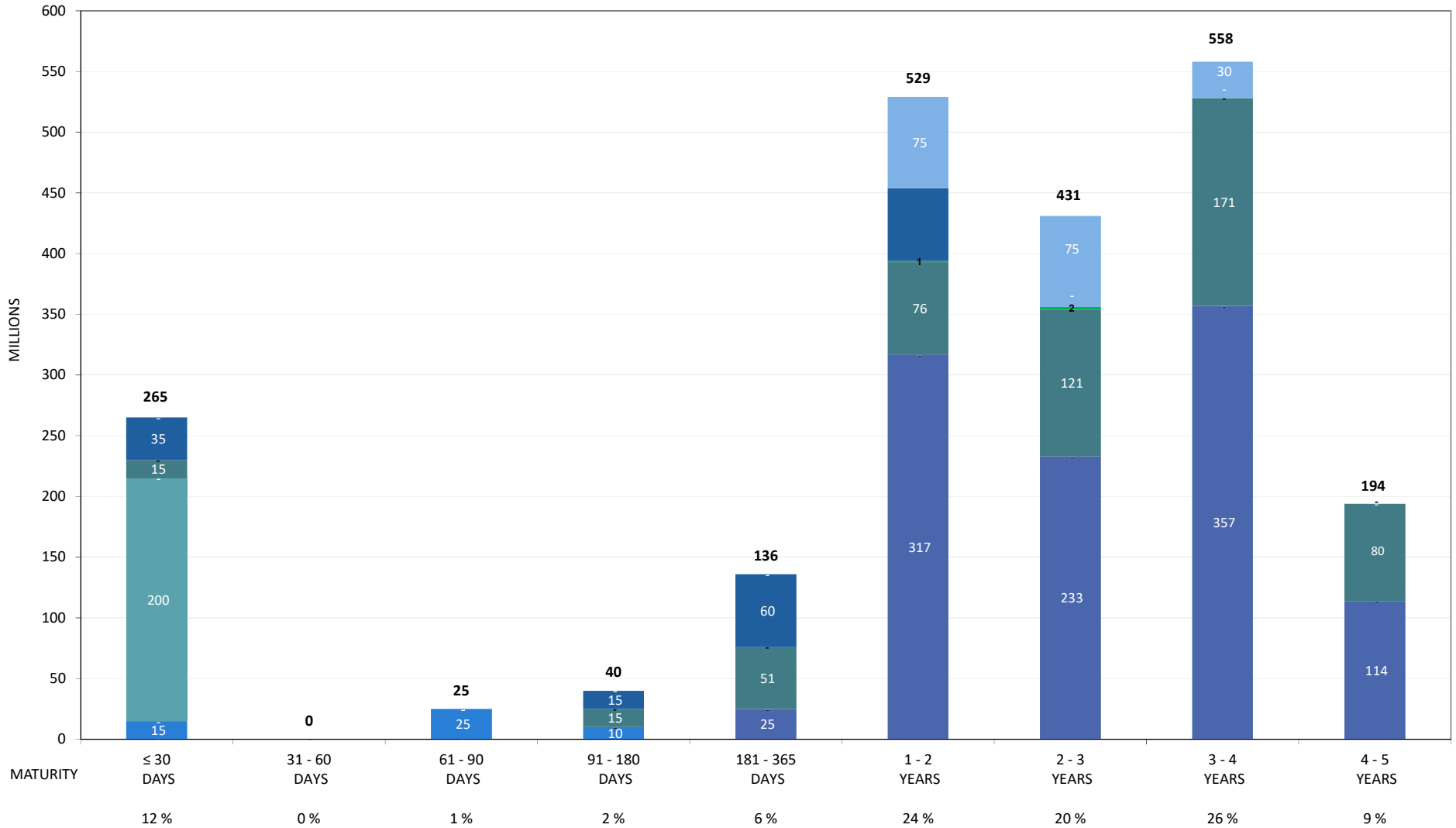


*PUBLISHED QUARTERLY



STANISLAUS COUNTY TREASURY POOL LONG TERM MATURITY DISTRIBUTION JUNE 30, 2022

- AGENCIES
- COMMERCIAL PAPER
- MANAGED POOL - LAIF
- MANAGED POOL - CAMP
- MONEY MARKET
- MEDIUM TERM NOTES
- MUNICIPAL BONDS
- NEGOTIABLE CERT. OF DEPOSIT
- TREASURIES





**STANISLAUS COUNTY TREASURY POOL
INTEREST ON INVESTMENTS
JUNE 2022**

DATE	90110/11 CERTIFICATE OF DEPOSIT	90115 COMMERCIAL PAPER	90125 MANAGED FUNDS (LAIF)	90126 MANAGED FUNDS (CAMP)	90130/31 AGENCIES COUP./DISC.	90132/33 TREASURIES COUP./DISC.	90140 MED. TERM NOTES	90145 MUNICIPAL BONDS	90165 MONEY MARKET	90103 JPM CHECKING	SYMPRO TOTAL	ORACLE	VARIANCE
1							104,812.50	7,487.50		0.27	\$ 112,300.27	\$ 112,300.27	-
2											-	\$ -	-
3				8,762.65			500.00				9,262.65	\$ 9,262.65	-
4											-		-
5											-		-
6							219,003.24				219,003.24	219,003.24	-
7											-		-
8											-		-
9					72,750.00						72,750.00	\$ 72,750.00	-
10					43,750.00						43,750.00	\$ 43,750.00	-
11											-		-
12											-		-
13					76,750.00						76,750.00	\$ 76,750.00	-
14					287,500.00						287,500.00	287,500.00	-
15						18,750.00					18,750.00	18,750.00	-
16					265,000.00						265,000.00	\$ 265,000.00	-
17					85,500.00						85,500.00	\$ 85,500.00	-
18											-		-
19											-		-
20											-		-
21					21,000.00		140,625.00				161,625.00	161,625.00	-
22											-		-
23					25,000.00						25,000.00	25,000.00	-
24					53,000.00						53,000.00	\$ 53,000.00	-
25											-		-
26											-		-
27											-		-
28					48,750.00						48,750.00	48,750.00	-
29					23,250.00						23,250.00	23,250.00	-
30					61,244.85	47,199.91	(229,875.21)				(121,430.45)	(121,430.45)	-
TOTAL	\$ -	\$ -	\$ -	\$ 8,762.65	\$ 1,063,494.85	\$ 65,949.91	\$ 235,065.53	\$ 7,487.50	\$ -	\$ 0.27	\$ 1,380,760.71	\$ 1,380,760.71	\$ -



**Stanislaus County Pool 2021/22
Portfolio Management
Portfolio Summary
June 30, 2022**

Investments	Par Value	Market Value	Book Value	% of Portfolio	Term	Days to Maturity	YTM 360 Equiv.
Negotiable CDs	170,000,000.00	168,666,610.00	170,000,000.00	7.81	379	156	0.760
Commercial Paper Disc. -Amortizing	50,000,000.00	49,747,300.00	49,888,666.67	2.29	224	73	0.796
Managed Pool Account - CAMP	200,000,000.00	200,000,000.00	200,000,000.00	9.19	1	1	1.361
Federal Agency Coupon Securities	1,044,799,000.00	986,638,063.83	1,045,278,151.80	48.00	1,482	981	0.830
Treasury Coupon Securities	180,000,000.00	171,164,000.00	180,068,781.04	8.27	1,113	813	0.661
Medium Term Notes	525,492,000.00	495,601,901.39	529,220,592.26	24.30	1,315	952	1.258
Municipal Bonds	3,000,000.00	2,838,637.50	3,000,000.00	0.14	1,426	732	0.492
Investments	2,173,291,000.00	2,074,656,512.72	2,177,456,191.77	100.00%	1,160	784	0.962

Total Earnings	June 30 Month Ending	Fiscal Year To Date	Fiscal Year Ending
Current Year	1,261,091.24	19,099,898.00	19,099,898.00
Average Daily Balance	2,068,651,302.25	1,908,562,519.58	
Effective Rate of Return	0.74%	1.00%	

Stanislaus County Pool 2021/22
Portfolio Management
Portfolio Details - Investments
June 30, 2022

CUSIP	Investment #	Issuer	Average Balance	Purchase Date	Par Value	Market Value	Book Value	Stated Rate	YTM 360	YTM 365	Days to Maturity	Maturity Date
Negotiable CDs												
63873QRM8	3864	Natixis Banque Popular NY		12/07/2021	10,000,000.00	9,997,600.00	10,000,000.00	0.320	0.320	0.324	6	07/07/2022
60710RMF9	3874	Mizuho Bank LTD/NY		12/21/2021	25,000,000.00	24,975,000.00	25,000,000.00	0.330	0.330	0.335	26	07/27/2022
53947CM96	3826	Lloyds Bank Corp		08/27/2021	25,000,000.00	24,931,750.00	25,000,000.00	0.220	0.220	0.223	56	08/26/2022
90275DNV8	3781	UBS Ag Stamford Ct		04/09/2021	15,000,000.00	14,903,610.00	15,000,000.00	0.250	0.250	0.253	102	10/11/2022
06426GUN5	3780	Bank of the West		04/08/2021	10,000,000.00	9,947,100.00	10,000,000.00	0.250	0.250	0.253	109	10/18/2022
22536ACV4	3882	Credit Agricole CIB		12/29/2021	20,000,000.00	19,749,200.00	20,000,000.00	0.450	0.450	0.456	181	12/29/2022
78012U4U6	3888	Royal Bank of Canada		03/30/2022	10,000,000.00	9,938,800.00	10,000,000.00	1.830	1.830	1.855	186	01/03/2023
85325VZH6	3902	Standard Chartered Bk NY		04/13/2022	15,000,000.00	14,890,350.00	15,000,000.00	2.040	2.040	2.068	227	02/13/2023
85325VZJ2	3901	Standard Chartered Bk NY		04/13/2022	15,000,000.00	14,884,950.00	15,000,000.00	2.060	2.060	2.089	235	02/21/2023
21684LCJ9	3868	Cooperatieve Rabobank UA		12/08/2021	25,000,000.00	24,448,250.00	25,000,000.00	0.700	0.690	0.700	374	07/10/2023
Subtotal and Average			170,000,000.00		170,000,000.00	168,666,610.00	170,000,000.00	0.760	0.771	156		
Commercial Paper Disc. -Amortizing												
63873KGS0	3859	Natixis Banque Popular NY		11/24/2021	15,000,000.00	14,982,150.00	14,997,083.33	0.280	0.283	0.287	25	07/26/2022
63873KJ24	3863	Natixis Banque Popular NY		12/07/2021	10,000,000.00	9,960,100.00	10,000,000.00	0.000	0.000	0.000	63	09/02/2022
62479MJE4	3893	MUFG Bank LTD/NY		04/05/2022	15,000,000.00	14,928,750.00	14,961,250.00	1.240	1.247	1.264	75	09/14/2022
53948BLW7	3889	Lloyds Bank Corp		03/31/2022	10,000,000.00	9,876,300.00	9,930,333.34	1.650	1.692	1.715	152	11/30/2022
Subtotal and Average			49,872,837.50		50,000,000.00	49,747,300.00	49,888,666.67	0.796	0.807	73		
Managed Pool Account - LAIF												
SYS61	61	Local Agency Investment Fund			0.00	0.00	0.00	0.990	0.976	0.990	1	
Subtotal and Average			0.00		0.00	0.00	0.00	0.000	0.000	0		
Managed Pool Account - CAMP												
CAMP	62	California Asset Management Pr			200,000,000.00	200,000,000.00	200,000,000.00	1.380	1.361	1.380	1	
Subtotal and Average			99,333,333.33		200,000,000.00	200,000,000.00	200,000,000.00	1.361	1.380	1		
Federal Agency Coupon Securities												
31422BQP8	3656	Farmer Mac		12/16/2019	25,000,000.00	24,687,750.00	25,000,000.00	1.640	1.618	1.640	350	06/16/2023
3135G05R0	3698	Federal National Mortgage Asso		08/12/2020	10,000,000.00	9,733,400.00	9,996,298.70	0.300	0.329	0.334	405	08/10/2023
3135G05T6	3803	Federal National Mortgage Asso		06/25/2021	15,000,000.00	14,574,900.00	15,010,425.10	0.350	0.284	0.288	413	08/18/2023
3135G0U43	3646	Federal National Mortgage Asso		10/30/2019	15,000,000.00	14,998,650.00	15,207,604.53	2.875	1.653	1.676	438	09/12/2023
3130AK6F8	3724	Federal Home Loan Bank		09/21/2020	10,000,000.00	9,711,700.00	9,996,944.44	0.230	0.252	0.255	447	09/21/2023
3130AK6F8	3725	Federal Home Loan Bank		09/21/2020	5,000,000.00	4,855,850.00	4,998,981.48	0.230	0.243	0.247	447	09/21/2023
3130AKAF3	3730	Federal Home Loan Bank		10/05/2020	14,000,000.00	13,574,820.00	13,992,055.00	0.220	0.262	0.265	461	10/05/2023

Stanislaus County Pool 2021/22
Portfolio Management
Portfolio Details - Investments
June 30, 2022

CUSIP	Investment #	Issuer	Average Balance	Purchase Date	Par Value	Market Value	Book Value	Stated Rate	YTM 360	YTM 365	Days to Maturity	Maturity Date
Federal Agency Coupon Securities												
3133ENUP3	3899	Federal Farm Credit Bank		04/18/2022	15,000,000.00	14,841,900.00	15,000,000.00	2.200	2.170	2.200	474	10/18/2023
3133EK4X1	3650	Federal Farm Credit Bank		11/01/2019	10,000,000.00	9,831,500.00	9,992,433.33	1.600	1.636	1.659	488	11/01/2023
3130APXH3	3895	Federal Home Loan Bank		04/05/2022	10,000,000.00	9,699,400.00	9,797,600.00	0.800	2.244	2.275	514	11/27/2023
3133ENGW4	3869	Federal Farm Credit Bank		12/13/2021	10,000,000.00	9,652,100.00	9,992,387.50	0.660	0.703	0.713	530	12/13/2023
3133EMN81	3813	Federal Farm Credit Bank		06/30/2021	15,000,000.00	14,367,150.00	14,993,267.52	0.310	0.336	0.340	546	12/29/2023
3134GWSK3	3711	Federal Home Loan Mortgage Co		09/03/2020	15,000,000.00	14,380,950.00	15,000,000.00	0.400	0.395	0.400	605	02/26/2024
3133EL6H2	3716	Federal Farm Credit Bank		09/08/2020	10,000,000.00	9,550,100.00	9,997,599.52	0.360	0.369	0.374	612	03/04/2024
3130AQB93	3867	Federal Home Loan Bank		12/17/2021	15,000,000.00	14,503,800.00	15,000,000.00	0.880	0.868	0.880	656	04/17/2024
3135GA3C3	3740	Federal National Mortgage Asso		11/17/2020	15,000,000.00	14,286,900.00	15,000,000.00	0.350	0.345	0.350	686	05/17/2024
3135GA4S7	3743	Federal National Mortgage Asso		11/20/2020	5,000,000.00	4,764,500.00	5,000,000.00	0.375	0.370	0.375	686	05/17/2024
3130AKFU5	3744	Federal Home Loan Bank		11/24/2020	17,800,000.00	16,998,288.00	17,795,079.15	0.350	0.360	0.365	693	05/24/2024
3134GXDK7	3746	Federal Home Loan Mortgage Co		11/30/2020	14,400,000.00	13,694,832.00	14,400,000.00	0.325	0.321	0.325	699	05/30/2024
3134GWJ64	3717	Federal Home Loan Mortgage Co		09/10/2020	10,000,000.00	9,486,700.00	10,000,000.00	0.400	0.395	0.400	710	06/10/2024
3134GXDL5	3748	Federal Home Loan Mortgage Co		12/10/2020	3,000,000.00	2,852,280.00	3,000,000.00	0.350	0.345	0.350	710	06/10/2024
3134GXDL5	3749	Federal Home Loan Mortgage Co		12/10/2020	6,200,000.00	5,894,712.00	6,200,000.00	0.350	0.345	0.350	710	06/10/2024
3134GXDL5	3750	Federal Home Loan Mortgage Co		12/10/2020	15,800,000.00	15,022,008.00	15,800,000.00	0.350	0.345	0.350	710	06/10/2024
3130A1XJ2	3645	Federal Home Loan Bank		10/25/2019	20,000,000.00	19,928,200.00	20,468,301.62	2.875	1.603	1.625	714	06/14/2024
3133EMAB8	3722	Federal Farm Credit Bank		09/17/2020	10,000,000.00	9,507,000.00	9,997,385.19	0.390	0.398	0.403	717	06/17/2024
31422BE89	3738	Farmer Mac		11/06/2020	10,000,000.00	9,506,000.00	10,020,316.29	0.420	0.312	0.316	719	06/19/2024
3130AMU34	3800	Federal Home Loan Bank		06/24/2021	20,000,000.00	19,050,200.00	19,957,748.15	0.330	0.431	0.437	724	06/24/2024
3134GV3A4	3714	Federal Home Loan Mortgage Co		09/04/2020	8,000,000.00	7,619,200.00	8,007,613.07	0.500	0.446	0.452	731	07/01/2024
3130ALRX4	3872	Federal Home Loan Bank		12/20/2021	11,500,000.00	10,907,405.00	11,417,478.77	0.500	0.848	0.860	738	07/08/2024
3136G4Z71	3710	Federal National Mortgage Asso		09/02/2020	10,000,000.00	9,479,100.00	10,000,000.00	0.450	0.444	0.450	787	08/26/2024
3130AJZH5	3712	Federal Home Loan Bank		09/04/2020	3,000,000.00	2,846,460.00	2,999,593.86	0.450	0.450	0.456	788	08/27/2024
3133EL6V1	3719	Federal Farm Credit Bank		09/14/2020	10,000,000.00	9,431,200.00	9,995,604.46	0.430	0.444	0.450	802	09/10/2024
3130A2UW4	3644	Federal Home Loan Bank		10/25/2019	20,000,000.00	19,917,200.00	20,502,681.23	2.875	1.657	1.680	805	09/13/2024
3130AQD59	3879	Federal Home Loan Bank		12/30/2021	5,000,000.00	4,801,400.00	5,001,225.76	1.000	0.975	0.989	822	09/30/2024
3134GWUX2	3728	Federal Home Loan Mortgage Co		09/30/2020	22,550,000.00	21,190,009.50	22,540,498.46	0.375	0.389	0.394	822	09/30/2024
3133EMCN0	3734	Federal Farm Credit Bank		10/15/2020	5,000,000.00	4,701,800.00	4,995,708.33	0.400	0.432	0.438	837	10/15/2024
3130ARMG3	3892	Federal Home Loan Bank		04/25/2022	15,000,000.00	14,893,950.00	15,000,000.00	2.800	2.762	2.800	847	10/25/2024
3130AKEV4	3877	Federal Home Loan Bank		12/29/2021	5,000,000.00	4,701,750.00	4,930,832.88	0.400	0.987	1.001	857	11/04/2024
3133ENGN4	3866	Federal Farm Credit Bank		12/09/2021	15,000,000.00	14,235,300.00	15,000,000.00	0.970	0.957	0.970	892	12/09/2024
3130AMZP0	3816	Federal Home Loan Bank		06/30/2021	15,000,000.00	14,082,300.00	14,996,187.97	0.650	0.651	0.660	973	02/28/2025
3133EMJP8	3754	Federal Farm Credit Bank		12/10/2020	20,000,000.00	18,611,400.00	20,000,000.00	0.490	0.483	0.490	983	03/10/2025
3130AMX80	3818	Federal Home Loan Bank		06/30/2021	4,950,000.00	4,643,892.00	4,950,000.00	0.670	0.661	0.670	1,001	03/28/2025
3130AN4X5	3820	Federal Home Loan Bank		07/01/2021	15,000,000.00	14,070,450.00	15,000,000.00	0.670	0.661	0.670	1,005	04/01/2025

Stanislaus County Pool 2021/22
Portfolio Management
Portfolio Details - Investments
June 30, 2022

CUSIP	Investment #	Issuer	Average Balance	Purchase Date	Par Value	Market Value	Book Value	Stated Rate	YTM 360	YTM 365	Days to Maturity	Maturity Date
Federal Agency Coupon Securities												
31422BYS3	3804	Farmer Mac.		06/25/2021	17,753,000.00	16,579,526.70	17,738,248.07	0.650	0.671	0.680	1,032	04/28/2025
3130ARSC6	3909	Federal Home Loan Bank		04/29/2022	5,000,000.00	4,963,500.00	5,000,000.00	2.900	2.861	2.900	1,063	05/29/2025
3133EMH47	3799	Federal Farm Credit Bank		06/24/2021	20,000,000.00	18,594,400.00	19,970,251.40	0.600	0.642	0.651	1,081	06/16/2025
3135GAAZ4	3757	Federal National Mortgage Asso		12/24/2020	8,000,000.00	7,417,040.00	8,000,000.00	0.500	0.493	0.500	1,089	06/24/2025
3130AQFX6	3881	Federal Home Loan Bank		12/30/2021	10,500,000.00	10,007,760.00	10,500,000.00	1.180	1.164	1.180	1,095	06/30/2025
3136G4A86	3688	Federal National Mortgage Asso		07/21/2020	25,000,000.00	23,138,500.00	24,946,527.78	0.500	0.563	0.571	1,116	07/21/2025
3133ELZ80	3693	Federal Farm Credit Bank		07/29/2020	25,000,000.00	23,121,500.00	25,000,000.00	0.580	0.572	0.580	1,124	07/29/2025
3133EL2S2	3694	Federal Farm Credit Bank		08/04/2020	10,000,000.00	9,273,400.00	10,000,000.00	0.670	0.661	0.670	1,130	08/04/2025
3134GWJW7	3695	Federal Home Loan Mortgage Co		08/04/2020	15,000,000.00	13,905,450.00	15,000,000.00	0.550	0.542	0.550	1,130	08/04/2025
3136G4Q48	3702	Federal National Mortgage Asso		08/19/2020	10,000,000.00	9,267,900.00	9,993,733.33	0.600	0.612	0.620	1,145	08/19/2025
3136G4M34	3703	Federal National Mortgage Asso		08/19/2020	5,000,000.00	4,611,200.00	5,000,000.00	0.450	0.444	0.450	1,145	08/19/2025
3133EL4W1	3715	Federal Farm Credit Bank		09/04/2020	10,000,000.00	9,234,300.00	9,996,834.17	0.610	0.612	0.620	1,151	08/25/2025
3135G05X7	3708	Federal National Mortgage Asso		08/27/2020	10,000,000.00	9,184,200.00	9,970,483.20	0.375	0.463	0.470	1,151	08/25/2025
3136G4X57	3713	Federal National Mortgage Asso		09/04/2020	7,441,000.00	6,896,542.03	7,441,000.00	0.625	0.616	0.625	1,151	08/25/2025
3130AJZ36	3707	Federal Home Loan Bank		08/27/2020	10,000,000.00	9,212,100.00	9,993,688.89	0.600	0.612	0.620	1,153	08/27/2025
3130ANW48	3831	Federal Home Loan Bank		08/30/2021	15,000,000.00	13,946,700.00	15,000,000.00	0.730	0.720	0.730	1,153	08/27/2025
3136G4N33	3704	Federal National Mortgage Asso		08/27/2020	5,000,000.00	4,615,900.00	5,000,000.00	0.500	0.528	0.536	1,153	08/27/2025
3136G4S87	3705	Federal National Mortgage Asso		08/27/2020	5,000,000.00	4,638,750.00	5,000,000.00	0.650	0.641	0.650	1,153	08/27/2025
3130AK4T0	3718	Federal Home Loan Bank		09/11/2020	5,000,000.00	4,627,850.00	4,996,805.56	0.580	0.592	0.600	1,168	09/11/2025
3134GWL38	3721	Federal Home Loan Mortgage Co		09/15/2020	15,000,000.00	13,757,850.00	15,000,000.00	0.540	0.533	0.540	1,172	09/15/2025
3133EMBJ0	3729	Federal Farm Credit Bank		10/01/2020	5,000,000.00	4,542,500.00	4,996,751.95	0.530	0.543	0.550	1,186	09/29/2025
3134GWY91	3733	Federal Home Loan Mortgage Co		10/15/2020	5,000,000.00	4,592,450.00	5,000,000.00	0.570	0.562	0.570	1,202	10/15/2025
3133EMEC2	3739	Federal Farm Credit Bank		11/09/2020	10,000,000.00	9,182,200.00	9,988,310.43	0.530	0.558	0.566	1,209	10/22/2025
31422B2J8	3735	Farmer Mac		10/29/2020	5,000,000.00	4,595,350.00	4,999,600.67	0.500	0.496	0.502	1,216	10/29/2025
3135GAZ23	3741	Federal National Mortgage Asso		11/17/2020	5,000,000.00	4,598,400.00	4,995,777.78	0.560	0.577	0.585	1,235	11/17/2025
3130AP3H6	3837	Federal Home Loan Bank		09/28/2021	11,150,000.00	10,266,920.00	11,113,517.20	0.750	0.836	0.848	1,246	11/28/2025
3134GXYG3	3915	Federal Home Loan Mortgage Co		06/30/2022	6,150,000.00	6,129,336.00	6,125,419.52	3.500	3.573	3.623	1,278	12/30/2025
3130ALYU2	3787	Federal Home Loan Bank		04/28/2021	10,000,000.00	9,345,700.00	10,000,000.00	1.000	0.986	1.000	1,307	01/28/2026
3130ALCV4	3783	Federal Home Loan Bank		04/13/2021	10,000,000.00	9,122,500.00	9,932,512.85	0.750	0.927	0.940	1,334	02/24/2026
3130ANW22	3832	Federal Home Loan Bank		08/30/2021	15,000,000.00	13,792,950.00	15,000,000.00	0.850	0.838	0.850	1,335	02/25/2026
3130AKZP4	3773	Federal Home Loan Bank		02/26/2021	15,000,000.00	13,798,800.00	15,000,000.00	0.600	0.592	0.600	1,336	02/26/2026
3130APE35	3840	Federal Home Loan Bank		09/30/2021	15,000,000.00	13,953,600.00	15,000,000.00	1.000	0.986	1.000	1,368	03/30/2026
3130AM2J0	3789	Federal Home Loan Bank		04/28/2021	10,000,000.00	9,315,700.00	10,000,000.00	1.050	1.036	1.050	1,397	04/28/2026
3130ALZQ0	3790	Federal Home Loan Bank		04/28/2021	10,000,000.00	9,378,100.00	10,000,000.00	0.500	1.007	1.021	1,397	04/28/2026
3130AM6U1	3791	Federal Home Loan Bank		04/28/2021	10,000,000.00	9,343,800.00	10,000,000.00	0.625	0.982	0.996	1,397	04/28/2026
3130AMKN1	3795	Federal Home Loan Bank		05/27/2021	18,600,000.00	17,508,738.00	18,600,000.00	0.500	0.493	0.500	1,426	05/27/2026

Stanislaus County Pool 2021/22
Portfolio Management
Portfolio Details - Investments
June 30, 2022

CUSIP	Investment #	Issuer	Average Balance	Purchase Date	Par Value	Market Value	Book Value	Stated Rate	YTM 360	YTM 365	Days to Maturity	Maturity Date
Federal Agency Coupon Securities												
3130AN4T4	3829	Federal Home Loan Bank		08/27/2021	10,000,000.00	9,176,800.00	10,024,713.04	0.875	0.800	0.811	1,442	06/12/2026
3130ANG95	3823	Federal Home Loan Bank		08/24/2021	8,540,000.00	7,957,572.00	8,540,000.00	0.500	1.007	1.021	1,515	08/24/2026
3130ANVS6	3830	Federal Home Loan Bank		08/30/2021	25,000,000.00	22,816,750.00	25,000,000.00	1.000	0.986	1.000	1,517	08/26/2026
3130ANW97	3833	Federal Home Loan Bank		08/30/2021	15,000,000.00	13,686,300.00	15,000,000.00	0.500	0.951	0.964	1,519	08/28/2026
3133EM3Y6	3834	Federal Farm Credit Bank		09/01/2021	15,000,000.00	13,601,400.00	15,000,000.00	0.930	0.917	0.930	1,523	09/01/2026
3130ANWH9	3838	Federal Home Loan Bank		09/28/2021	3,500,000.00	3,236,905.00	3,497,123.65	1.080	1.085	1.100	1,537	09/15/2026
3130APCH6	3839	Federal Home Loan Bank		09/29/2021	15,000,000.00	13,713,900.00	15,000,000.00	1.125	1.110	1.125	1,551	09/29/2026
3133ENDC1	3848	Federal Farm Credit Bank		11/03/2021	10,000,000.00	9,283,900.00	10,000,000.00	1.330	1.312	1.330	1,586	11/03/2026
3133ENDC1	3857	Federal Farm Credit Bank		11/03/2021	10,000,000.00	9,283,900.00	10,000,000.00	1.330	1.312	1.330	1,586	11/03/2026
3130APV51	3861	Federal Home Loan Bank		11/30/2021	6,965,000.00	6,579,417.60	6,965,000.00	1.000	1.941	1.968	1,607	11/24/2026
3130AQ3T8	3860	Federal Home Loan Bank		12/23/2021	5,000,000.00	4,751,400.00	5,000,000.00	1.000	1.618	1.641	1,636	12/23/2026
Subtotal and Average			1,039,369,346.52		1,044,799,000.00	986,638,063.83	1,045,278,151.80	0.830	0.841	0.841	981	
Treasury Coupon Securities												
912828ZY9	3884	U S Treasury Securities		12/30/2021	10,000,000.00	9,712,100.00	9,951,792.57	0.125	0.583	0.591	379	07/15/2023
91282CCN9	3862	U S Treasury Securities		12/07/2021	15,000,000.00	14,550,000.00	14,940,158.49	0.125	0.488	0.495	395	07/31/2023
912828T26	3801	U S Treasury Securities		06/24/2021	15,000,000.00	14,708,850.00	15,205,230.98	1.375	0.271	0.275	456	09/30/2023
912828B66	3911	U S Treasury Securities		04/18/2022	5,000,000.00	4,982,400.00	5,029,177.58	2.750	2.348	2.380	594	02/15/2024
91282CBV2	3814	U S Treasury Securities		06/30/2021	15,000,000.00	14,319,150.00	14,993,325.35	0.375	0.395	0.400	654	04/15/2024
91282CCG4	3802	U S Treasury Securities		06/24/2021	15,000,000.00	14,224,200.00	14,941,802.45	0.250	0.444	0.450	715	06/15/2024
91282CCL3	3841	U S Treasury Securities		10/01/2021	15,000,000.00	14,227,800.00	14,973,842.90	0.375	0.455	0.461	745	07/15/2024
9128282N9	3883	U S Treasury Securities		12/30/2021	10,000,000.00	9,825,000.00	10,259,162.73	2.125	0.854	0.866	761	07/31/2024
91282CDS7	3912	U S Treasury Securities		04/18/2022	5,000,000.00	4,768,350.00	4,831,015.73	1.125	2.591	2.627	929	01/15/2025
912828Z52	3811	U S Treasury Securities		06/30/2021	15,000,000.00	14,386,500.00	15,302,408.11	1.375	0.578	0.586	945	01/31/2025
912828ZC7	3812	U S Treasury Securities		06/30/2021	15,000,000.00	14,277,000.00	15,206,502.49	1.125	0.594	0.602	973	02/28/2025
912828ZT0	3828	U S Treasury Securities		08/27/2021	15,000,000.00	13,841,550.00	14,839,562.80	0.250	0.613	0.622	1,065	05/31/2025
91282CBC4	3817	U S Treasury Securities		06/30/2021	15,000,000.00	13,670,550.00	14,781,325.99	0.375	0.789	0.800	1,279	12/31/2025
91282CBC4	3827	U S Treasury Securities		08/27/2021	15,000,000.00	13,670,550.00	14,813,472.87	0.375	0.727	0.737	1,279	12/31/2025
Subtotal and Average			180,073,155.24		180,000,000.00	171,164,000.00	180,068,781.04	0.661	0.670	0.670	813	
Medium Term Notes												
89236THD0	3765	Toyota Motor Credit Corp		01/13/2021	14,750,000.00	14,738,642.50	14,751,884.45	0.450	0.227	0.230	21	07/22/2022
05253JAU5	3638	Aust & NZ Banking Group NY		08/21/2019	15,000,000.00	14,995,350.00	15,034,868.39	2.625	1.920	1.947	131	11/09/2022
06051GEU9	3897	Bank of America Corp		04/13/2022	12,250,000.00	12,269,600.00	12,455,527.27	3.300	1.677	1.700	194	01/11/2023
46625HJH4	3896	JP Morgan Chase Bank		04/13/2022	12,000,000.00	12,016,800.00	12,177,126.81	3.200	1.776	1.800	208	01/25/2023
606822AT1	3906	MUFG Union Bank NA		04/18/2022	4,500,000.00	4,506,210.00	4,540,444.25	3.455	2.063	2.091	244	03/02/2023

Stanislaus County Pool 2021/22
Portfolio Management
Portfolio Details - Investments
June 30, 2022

CUSIP	Investment #	Issuer	Average Balance	Purchase Date	Par Value	Market Value	Book Value	Stated Rate	YTM 360	YTM 365	Days to Maturity	Maturity Date
Medium Term Notes												
60687YAP4	3907	Mizuho Financial Group		04/18/2022	5,000,000.00	5,015,100.00	5,071,226.97	3.549	2.022	2.050	247	03/05/2023
48133DE71	3910	JP Morgan Chase Bank		04/29/2022	5,000,000.00	4,949,400.00	5,000,000.00	2.500	2.466	2.500	304	05/01/2023
594918AT1	3905	Microsoft Corporation		04/18/2022	1,989,000.00	1,982,515.86	1,996,630.72	2.375	1.881	1.907	304	05/01/2023
037833AK6	3904	Apple Inc		04/18/2022	2,000,000.00	1,988,440.00	2,008,987.52	2.400	1.831	1.856	306	05/03/2023
22550L2D2	3706	Credit Suisse First Bost NY		08/31/2020	10,000,000.00	9,785,900.00	10,046,104.56	1.000	0.444	0.450	308	05/05/2023
22550L2D2	3723	Credit Suisse First Bost NY		09/18/2020	5,000,000.00	4,892,950.00	5,020,945.82	1.000	0.493	0.500	308	05/05/2023
857477AL7	3763	State Street Corp		01/13/2021	2,734,000.00	2,726,754.90	2,800,475.81	3.100	0.296	0.300	318	05/15/2023
023135BP0	3903	Amazon.com Inc		04/18/2022	1,000,000.00	975,350.00	986,924.94	0.400	1.814	1.839	337	06/03/2023
06053FAA7	3777	Bank of Agriculture & Commerce		04/01/2021	5,257,000.00	5,307,414.63	5,456,264.41	4.100	0.504	0.511	388	07/24/2023
06406RAJ6	3806	Bank of New York Mellon Corp		06/28/2021	10,000,000.00	10,025,300.00	10,349,986.89	3.450	0.285	0.289	406	08/11/2023
89236THF5	3699	Toyota Motor Credit Corp		08/14/2020	5,000,000.00	4,848,350.00	5,001,054.14	0.500	0.474	0.481	409	08/14/2023
14913R2F3	3720	Caterpillar Financial Service		09/14/2020	5,000,000.00	4,848,550.00	5,001,904.40	0.450	0.412	0.418	440	09/14/2023
14912L5X5	3776	Caterpillar Financial Service		04/01/2021	5,000,000.00	5,036,350.00	5,233,211.49	3.750	0.386	0.392	511	11/24/2023
24422EUR8	3709	John Deere		08/28/2020	11,075,000.00	11,111,215.25	11,554,486.01	3.450	0.571	0.579	558	01/10/2024
24422EUR8	3844	John Deere		10/21/2021	3,500,000.00	3,511,445.00	3,650,208.87	3.450	0.604	0.612	558	01/10/2024
91159HHV5	3764	US Bank NA		01/13/2021	2,500,000.00	2,494,300.00	2,609,124.66	3.375	0.538	0.546	584	02/05/2024
24422EUX5	3793	John Deere		04/22/2021	7,000,000.00	6,917,960.00	7,255,421.68	2.600	0.411	0.417	615	03/07/2024
89236TJX4	3891	Toyota Motor Credit Corp		04/04/2022	9,000,000.00	8,861,580.00	9,016,499.24	2.500	2.407	2.440	630	03/22/2024
17330FBD2	3908	Citigroup Global Markets		04/22/2022	5,000,000.00	4,893,900.00	5,000,000.00	3.100	3.058	3.100	661	04/22/2024
48133DE55	3913	JP Morgan Chase Bank		04/29/2022	5,000,000.00	4,817,500.00	5,000,000.00	3.125	3.082	3.125	668	04/29/2024
46625HJX9	3774	JP Morgan Chase Bank		04/01/2021	2,047,000.00	2,050,254.73	2,159,179.98	3.625	0.645	0.654	682	05/13/2024
04636NAC7	3875	Astrazeneca Finance LLC		12/23/2021	10,000,000.00	9,476,100.00	9,937,973.71	0.700	1.016	1.030	697	05/28/2024
91159HHX1	3727	US Bank NA		09/25/2020	5,575,000.00	5,437,910.75	5,786,346.44	2.400	0.548	0.556	760	07/30/2024
69371RQ25	3890	PACCAR Financial Corp		04/01/2022	6,870,000.00	6,679,082.70	6,824,033.17	2.150	2.575	2.611	776	08/15/2024
30231GBC5	3792	Exxon Mobil Corporation		04/22/2021	10,000,000.00	9,743,000.00	10,293,442.21	2.019	0.613	0.622	777	08/16/2024
06406RAL1	3775	Bank of New York Mellon Corp		04/01/2021	12,000,000.00	11,611,800.00	12,407,475.29	2.100	0.606	0.614	846	10/24/2024
14913Q3B3	3805	Caterpillar Financial Service		06/28/2021	20,000,000.00	19,381,400.00	20,677,880.00	2.150	0.681	0.690	861	11/08/2024
06048WQ52	3880	Bank of Agriculture & Commerce		12/30/2021	4,305,000.00	4,020,310.35	4,290,765.46	1.100	1.224	1.241	877	11/24/2024
21688AAS1	3894	Rabobank		04/06/2022	3,000,000.00	2,822,100.00	2,913,030.43	1.375	2.978	3.019	924	01/10/2025
24422EWB1	3900	John Deere		04/14/2022	10,000,000.00	9,655,700.00	10,021,840.28	2.125	2.096	2.125	980	03/07/2025
91159HHZ6	3767	US Bank NA		01/13/2021	3,753,000.00	3,517,011.36	3,833,561.78	1.450	0.671	0.680	1,046	05/12/2025
17330FVU2	3914	Citigroup Global Markets		05/27/2022	10,000,000.00	10,005,200.00	10,000,000.00	4.050	3.995	4.050	1,059	05/25/2025
69353REQ7	3766	PNC Bank NA		01/13/2021	6,450,000.00	6,349,122.00	6,900,140.38	3.250	0.777	0.788	1,066	06/01/2025
17330PU98	3916	Citigroup Global Markets		06/30/2022	5,000,000.00	4,994,850.00	5,000,000.00	4.750	4.685	4.750	1,095	06/30/2025
02079KAH0	3700	Alphabet Inc (Google)		08/17/2020	5,000,000.00	4,595,450.00	4,996,905.56	0.450	0.464	0.470	1,141	08/15/2025
478160CN2	3794	Johnson & Johnson		04/26/2021	10,000,000.00	9,223,000.00	9,947,698.40	0.550	0.796	0.807	1,158	09/01/2025

Stanislaus County Pool 2021/22
Portfolio Management
Portfolio Details - Investments
June 30, 2022

CUSIP	Investment #	Issuer	Average Balance	Purchase Date	Par Value	Market Value	Book Value	Stated Rate	YTM 360	YTM 365	Days to Maturity	Maturity Date
Medium Term Notes												
478160CN2	3836	Johnson & Johnson		09/08/2021	4,755,000.00	4,385,536.50	4,733,513.90	0.550	0.685	0.695	1,158	09/01/2025
48128GX54	3736	JP Morgan Chase Bank		10/30/2020	5,000,000.00	4,366,450.00	5,000,000.00	0.750	0.739	0.749	1,217	10/30/2025
06048WK41	3745	Bank of America		11/25/2020	25,000,000.00	22,133,750.00	25,000,000.00	0.650	0.641	0.650	1,243	11/25/2025
89236THW8	3770	Toyota Motor Credit Corp		01/13/2021	10,000,000.00	9,028,900.00	9,998,277.33	0.800	0.794	0.805	1,288	01/09/2026
89236THW8	3784	Toyota Motor Credit Corp		04/14/2021	15,000,000.00	13,543,350.00	14,866,346.85	0.800	1.045	1.060	1,288	01/09/2026
24422EVK2	3771	John Deere		01/15/2021	5,000,000.00	4,514,700.00	4,991,676.53	0.700	0.738	0.748	1,294	01/15/2026
24422EVK2	3858	John Deere		11/24/2021	15,000,000.00	13,544,100.00	14,623,952.11	0.700	1.412	1.432	1,294	01/15/2026
037833EB2	3772	Apple Inc		02/08/2021	15,000,000.00	13,656,600.00	14,997,849.14	0.700	0.694	0.704	1,318	02/08/2026
037833EB2	3786	Apple Inc		04/14/2021	7,899,000.00	7,191,565.56	7,815,811.05	0.700	0.986	1.000	1,318	02/08/2026
74460WAA5	3871	Public Storage		12/21/2021	10,000,000.00	8,937,900.00	9,829,031.11	0.875	1.343	1.362	1,325	02/15/2026
808513BF1	3785	Charles Schwab Corp		04/14/2021	19,283,000.00	17,298,779.30	19,165,290.76	0.900	1.003	1.017	1,349	03/11/2026
89236TJK2	3842	Toyota Motor Credit Corp		10/04/2021	25,000,000.00	22,539,500.00	24,916,348.08	1.125	1.195	1.212	1,448	06/18/2026
63254AAS7	3843	National Australia Bank/NY		10/21/2021	15,000,000.00	14,135,100.00	15,674,190.39	2.500	1.327	1.345	1,472	07/12/2026
22550L2G5	3878	Credit Suisse First Bost NY		12/30/2021	10,000,000.00	8,741,200.00	9,802,695.23	1.250	1.729	1.753	1,498	08/07/2026
06048WN22	3824	Bank of America Corp		08/26/2021	15,000,000.00	13,314,900.00	15,000,000.00	1.250	1.233	1.250	1,517	08/26/2026
48128G4X5	3825	JP Morgan Chase Bank		08/30/2021	15,000,000.00	13,324,200.00	15,000,000.00	1.200	1.184	1.200	1,519	08/28/2026
14913R2U0	3885	Caterpillar Financial Service		01/10/2022	5,000,000.00	4,577,500.00	5,004,976.92	1.700	1.654	1.677	1,652	01/08/2027
14913R2U0	3886	Caterpillar Financial Service		01/10/2022	5,000,000.00	4,577,500.00	5,004,298.25	1.700	1.657	1.680	1,652	01/08/2027
06048WS84	3887	Bank of America Corp		03/02/2022	10,000,000.00	7,904,000.00	10,000,000.00	2.750	2.712	2.750	1,705	03/02/2027
89236TJZ9	3917	Toyota Motor Credit Corp		06/30/2022	5,000,000.00	4,807,200.00	4,786,752.22	3.050	3.995	4.050	1,725	03/22/2027
Subtotal and Average			527,002,629.65		525,492,000.00	495,601,901.39	529,220,592.26		1.258	1.276	952	
Municipal Bonds												
13067WRA2	3697	CA St. Dept. of Water Resource		08/06/2020	1,250,000.00	1,202,825.00	1,250,000.00	0.414	0.408	0.414	518	12/01/2023
13067WRB0	3696	CA St. Dept. of Water Resource		08/06/2020	1,750,000.00	1,635,812.50	1,750,000.00	0.560	0.552	0.560	884	12/01/2024
Subtotal and Average			3,000,000.00		3,000,000.00	2,838,637.50	3,000,000.00		0.492	0.499	732	
Money Market Accounts												
SYS3505	3505	Dreyfus Treasury/Agency Fund			0.00	0.00	0.00	0.010	0.010	0.010	1	
Subtotal and Average			0.00		0.00	0.00	0.00		0.000	0.000	0	

Stanislaus County Pool 2021/22
Portfolio Management
Portfolio Details - Investments
June 30, 2022

CUSIP	Investment #	Issuer	Average Balance	Purchase Date	Par Value	Market Value	Book Value	Stated Rate	YTM 360	YTM 365	Days to Maturity
Total and Average			2,068,651,302.25		2,173,291,000.00	2,074,656,512.72	2,177,456,191.77		0.962	0.975	784

Stanislaus County Pool 2021/22
Portfolio Management
Activity By Type
June 1, 2022 through June 30, 2022

CUSIP	Investment #	Issuer	Stated Rate	Transaction Date	Purchases or Deposits	Redemptions or Withdrawals	Balance
Negotiable CDs							
Subtotal							170,000,000.00
Commercial Paper Disc. -Amortizing							
Subtotal							49,888,666.67
Managed Pool Account - LAIF (Monthly Summary)							
Subtotal							0.00
Managed Pool Account - CAMP (Monthly Summary)							
CAMP	62	California Asset Management Pr	1.380		350,000,000.00	185,000,000.00	
Subtotal							200,000,000.00
Federal Agency Coupon Securities							
3134GXYG3	3915	Federal Home Loan Mortgage Co	3.500	06/30/2022	6,125,400.00	0.00	
Subtotal							1,045,278,151.80
Treasury Coupon Securities							
Subtotal							180,068,781.04
Medium Term Notes							
06051GFB0	3898	Bank of America Corp	4.125	06/06/2022	0.00	20,423,130.52	
17330PU98	3916	Citigroup Global Markets	4.750	06/30/2022	5,000,000.00	0.00	
49327M2U7	3636	Key Bank NA	3.375	06/06/2022	0.00	22,373,288.29	
89236TJZ9	3917	Toyota Motor Credit Corp	3.050	06/30/2022	4,786,626.85	0.00	
Subtotal							529,220,592.26
Municipal Bonds							
Subtotal							3,000,000.00
Money Market Accounts (Monthly Summary)							
Subtotal							0.00
Total					365,912,026.85	227,796,418.81	2,177,456,191.77

**Stanislaus County Pool 2021/22
Portfolio Management
Activity Summary
June 2021 through June 2022**

Month End	Year	Number of Securities	Total Invested	Yield to Maturity		Managed Pool Rate	Number of Investments Purchased	Number of Investments Redeemed	Average Term	Average Days to Maturity
				360 Equivalent	365 Equivalent					
June	2021	158	1,840,578,405.71	1.019	1.033	0.300	15	3	1,216	870
July	2021	156	1,626,545,486.92	0.919	0.932	0.050	1	16	1,253	915
August	2021	151	1,751,637,514.33	0.858	0.870	0.221	11	5	1,286	969
September	2021	152	1,809,895,764.61	0.824	0.835	0.206	6	4	1,281	968
October	2021	152	1,768,874,056.38	0.858	0.870	0.203	4	4	1,331	1,001
November	2021	153	1,814,092,493.66	0.857	0.869	0.203	5	1	1,334	989
December	2021	174	2,126,424,045.85	0.820	0.831	0.230	22	0	1,224	904
January	2022	176	2,014,599,693.41	0.834	0.846	0.230	2	3	1,286	933
February	2022	173	1,958,595,119.69	0.818	0.830	0.310	0	3	1,302	931
March	2022	173	2,039,968,322.59	0.812	0.824	0.420	3	5	1,244	870
April	2022	192	2,169,678,247.11	0.949	0.963	0.610	24	2	1,212	843
May	2022	191	2,039,602,127.57	0.930	0.943	0.900	1	8	1,249	865
June	2022	186	2,177,456,191.77	0.962	0.975	1.380	3	2	1,160	784
Average		168	1,933,688,266.89	0.882%	0.894%	0.405	7	4	1,260	911

**Stanislaus County Pool 2021/22
Portfolio Management
Distribution of Investments By Type
June 2021 through June 2022**

Security Type	June 2021	July 2021	August 2021	September 2021	October 2021	November 2021	December 2021	January 2022	February 2022	March 2022	April 2022	May 2022	June 2022	Average by Period
Certificates of Deposit - Bank														
Negotiable CDs	7.1	5.6	5.7	4.1	2.8	2.8	6.1	6.5	6.6	6.9	7.8	8.3	7.8	6.0%
Commercial Paper Disc. -Amortizing	2.7	1.5	1.4			0.8	2.1	2.2	2.3	2.2	2.8	2.4	2.3	1.8%
Bankers Acceptances -Amortizing														
Managed Pool Account - LAIF	1.4		3.1	4.1	4.2	4.1	3.5	3.0	2.8	3.7	3.5			2.6%
Managed Pool Account - CAMP		2.2		2.8	1.4	0.6	4.0			3.4	0.7	1.7	9.2	2.0%
Federal Agency Coupon Securities	47.9	51.4	52.0	53.6	53.1	53.3	49.1	51.8	52.2	48.8	47.9	51.0	48.0	50.8%
Federal Agency Disc. -Amortizing														
Treasury Coupon Securities	13.4	8.4	9.4	7.5	8.5	8.3	8.7	9.2	8.7	8.4	8.3	8.8	8.3	8.9%
Treasury Discounts -Amortizing														
Rolling Repurchase Agreements														
Repurchase Agreements - Term														
Medium Term Notes	26.7	29.9	27.5	26.9	29.2	28.7	26.0	26.5	27.2	26.6	28.9	27.6	24.3	27.4%
California Registered Warrants														
Municipal Bonds	0.2	0.2	0.2	0.2	0.2	0.2	0.1	0.2	0.2	0.2	0.1	0.2	0.1	0.2%
Money Market Accounts	0.7	0.9	0.6	0.9	0.6	1.3	0.3	0.7						0.5%
Municipal Anticipation Note														
Calif Local Agency Indebtedness														