



Department of Planning and Community Development  
Building Permits Division

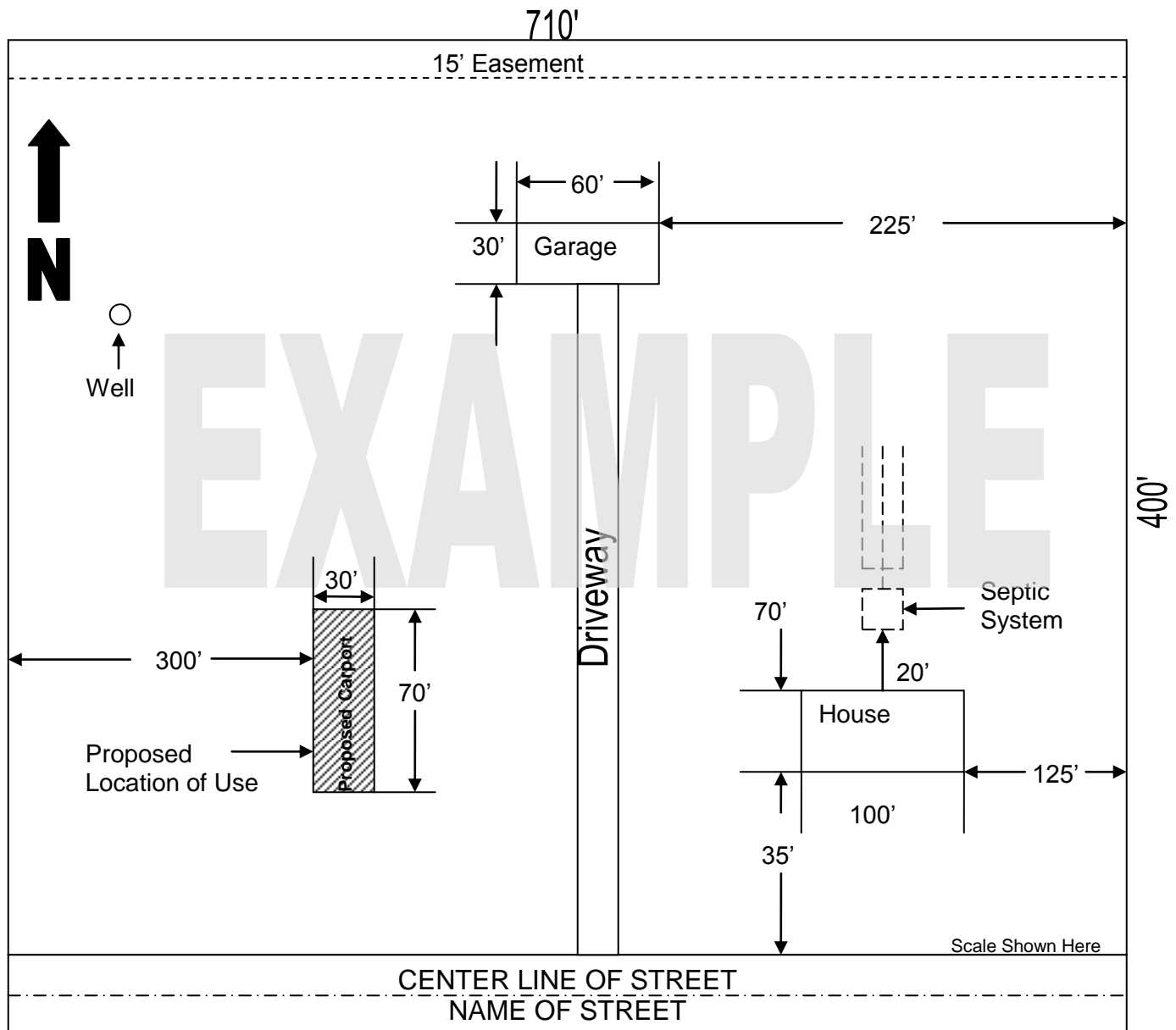
1010 10<sup>th</sup> Street, Suite 3400  
Modesto, CA 95354  
Phone: 209.525.6557  
Fax: 209.525.7759

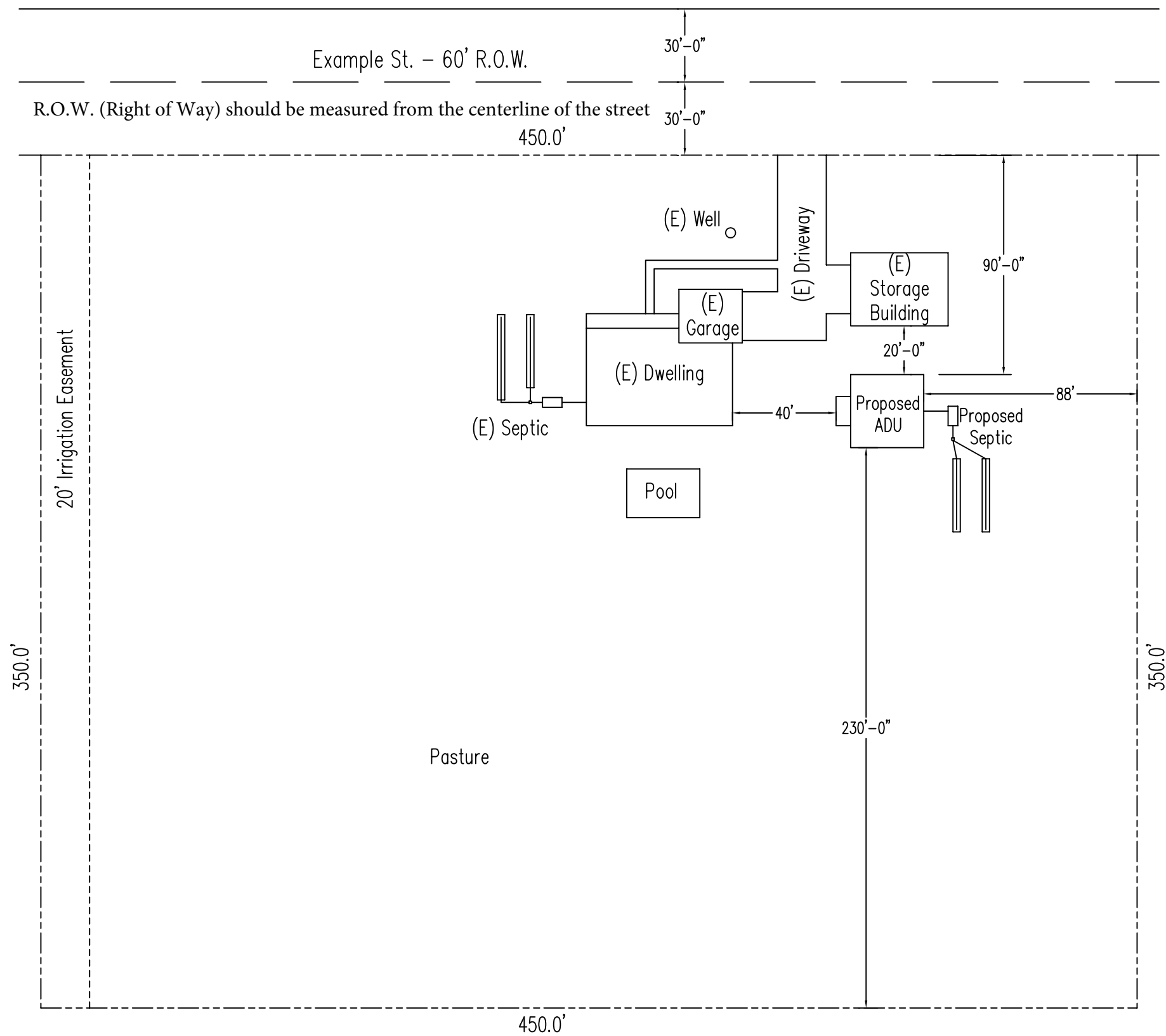
## EXAMPLE SITE PLAN

The site plan is to be drawn to scale on minimum 11" x 17" or larger unlined and non-grid paper:

1. Property lines, give dimensions
2. Placement of proposed and existing buildings, including dimensions of the building and how far from the property lines or other buildings
3. Entrance and exit locations and their dimensions where applicable
4. Parking and driveway areas
5. Location of existing and proposed septic tank and leach lines
6. North arrow and scale
7. Source of domestic water (well or public water line)
8. Easements
9. For Commercial or Agricultural projects include access roads, fire hydrants and/or water supplies, existing and/or proposed

Please note: the example plot plan shown below is not drawn to scale.





New ADU

Project Address:  
1010 Example St. Modesto, CA 953XX

Owner Name:  
First Last  
1010 Example St. Modesto, CA 953XX  
(000) 000-0000

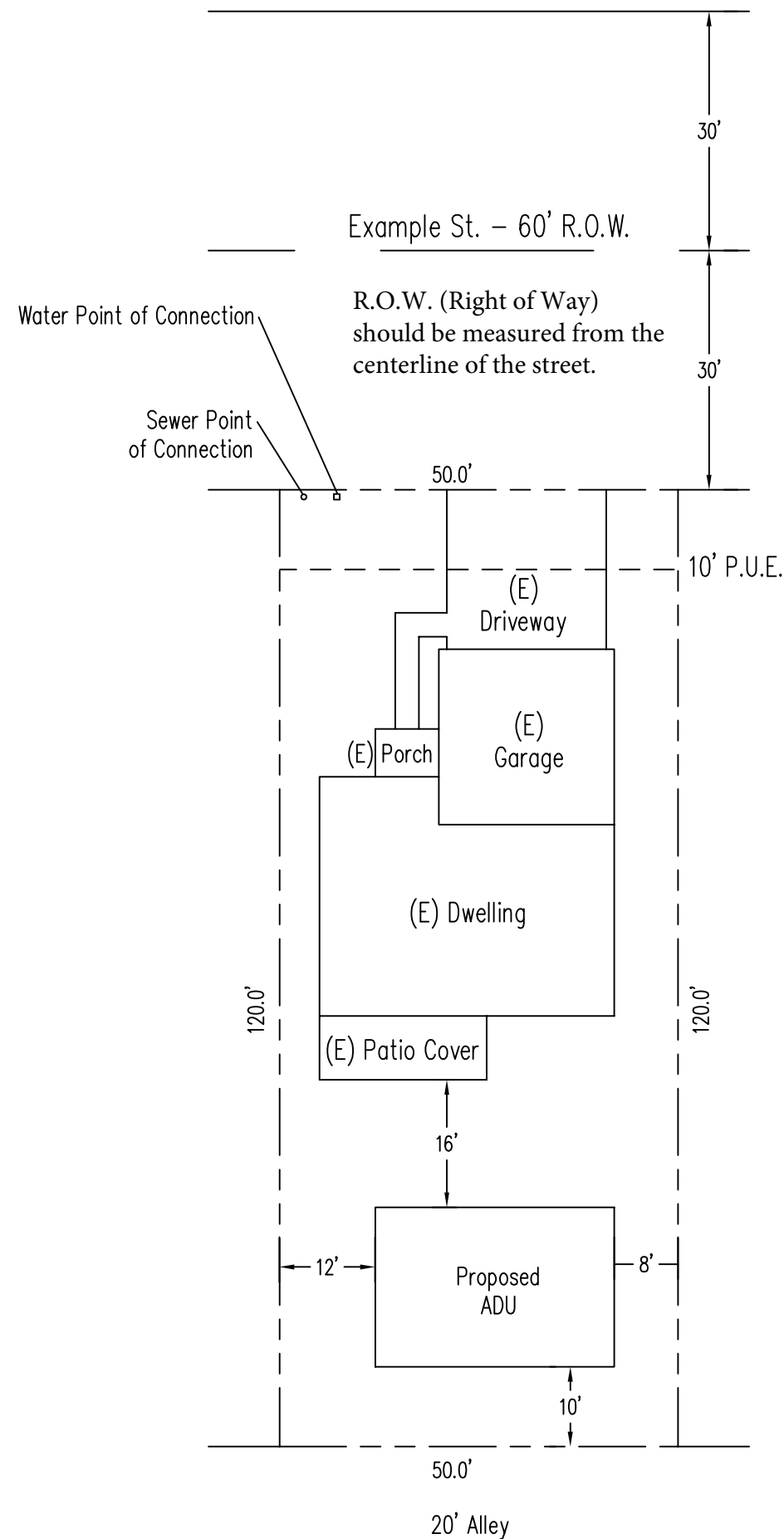
Project Data:  
New ADU: 900 sq. ft.  
New Porch: 72 sq. ft.  
Fire Sprinklers: Not Req'd

Note:

1. Sprinklers req'd if existing dwelling is fire sprinklered.
2. Fire access road and fire suppression water may be required, contact Stanislaus County Fire Prevention Bureau.
3. Plot plan to be formatted to minimum 11"x17" paper and drawn to scale.



**Example ADU Plot Plan** Scale: 1" = 50'



New ADU

Project Address:

1010 Example St. Modesto, CA 953XX

Owner Name:

First Last

1010 Example St. Modesto, CA 953XX

(000) 000-0000

Project Data:

New ADU: 900 sq. ft.

Fire Sprinklers: Not Req'd

Lot Coverage:  $2300 / 6000 = 38\%$

New ADU: 600 sq. ft.

Existing Dwelling: 1,000 sq. ft.

Existing Garage: 484 sq. ft.

Existing Porch: 48 sq. ft.

Existing Patio Cover: 168 sq. ft.

Total: 2300 sq. ft.

Note:

1. Contact Stanislaus County Planning & Community Development for lot coverage requirements.

Note:

1. Sprinklers req'd if existing dwelling is fire sprinklered.  
2. Plot plan to be formatted to minimum 11"x17" paper and drawn to scale.



Example ADU Plot Plan Scale: 1" = 30'