

**THE BOARD OF SUPERVISORS OF THE COUNTY OF STANISLAUS
BOARD ACTION SUMMARY**

DEPT: Treasurer / Tax Collector

BOARD AGENDA: 5.B.4
AGENDA DATE: January 23, 2024

SUBJECT:

Acceptance of the Stanislaus County Treasury Pool November 2023 Monthly Investment Report

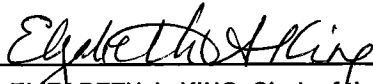
BOARD ACTION AS FOLLOWS:

RESOLUTION NO. 2024-0026

On motion of Supervisor Chiesa Seconded by Supervisor B. Condit
and approved by the following vote,
Ayes: Supervisors: B. Condit, Chiesa, Withrow, C. Condit, and Chairman Grewal
Noes: Supervisors: None
Excused or Absent: Supervisors: None
Abstaining: Supervisor: None

- 1) Approved as recommended
- 2) Denied
- 3) Approved as amended
- 4) Other:

MOTION:



ATTEST: ELIZABETH A. KING, Clerk of the Board of Supervisors

File No.

**THE BOARD OF SUPERVISORS OF THE COUNTY OF STANISLAUS
AGENDA ITEM**

DEPT: Treasurer / Tax Collector

BOARD AGENDA:5.B.4
AGENDA DATE: January 23, 2024

CONSENT:

CEO CONCURRENCE: YES

4/5 Vote Required: No

SUBJECT:

Acceptance of the Stanislaus County Treasury Pool November 2023 Monthly Investment Report

STAFF RECOMMENDATION:

1. Accept the November 2023 Investment Report for the Stanislaus County Treasury Pool.
2. Authorize the Chairman of the Board of Supervisors to sign on behalf of the Board that the report has been reviewed and accepted.

DISCUSSION:

On April 16, 1996, the Board of Supervisors enacted Code Sections 2.30.010 through 2.30.040. This provides for a comprehensive policy of investment delegation and oversight, including:

- Delegation of day-to-day investment to the County Treasurer-Tax Collector
- Qualifications for the Office of County Treasurer-Tax Collector
- Establishment of a Treasury Pool Oversight Committee

On June 20, 2023, the Board of Supervisors reviewed and adopted revisions to the Investment Policy (Policy), effective July 1, 2023. Revisions to the Policy were prepared by the Stanislaus County Treasurer-Tax Collector and reviewed for conformity with California State law by the Treasury Oversight Committee members comprised of the County Auditor-Controller, the County Superintendent of Schools' designee, and a member of the public, who is familiar with investments.

The Policy includes language that mandates the preparation of the monthly report and provides guidelines for its contents. Each monthly report contains a summary, with sufficient detail to show investment activity and compliance with legal and policy directives. The report is prepared by the Stanislaus County Treasurer-Tax Collector's Office, reviewed by the Treasurer-Tax Collector for conformity with the Stanislaus County Treasury Pool Investment Policy and distributed to the Treasury Pool Oversight Committee.

The Stanislaus County Treasury Pool yield to maturity for November 2023 was 2.791%. The Average-Days-to-Maturity was 429 days. With the current cash flow and investment schedule, the Treasury is projecting sufficient cash to meet historical cash needs for the next six months, through the end of May 2024.

To provide additional information regarding the composition of the Treasury Pool and the diversity of holdings, the Treasurer-Tax Collector's monthly investment report includes a comparison of the Treasury Pool investment holdings year-on-year, and a comparison of the Stanislaus County Treasury Pool to similar investment pools in the eight comparable counties. It should be noted that differences in size, cash flow, need, and composition of funds impact the strategy used and that earnings rates will fluctuate over time. Traditionally, the monthly investment report also includes the composition of the pool, as provided by the Auditor-Controller, however, this information is not yet available for the month of November 2023 pending new reconciliation procedures currently in process. Future reports will include this updated information.

Upon acceptance and signature of the Chairman, the report can be viewed on the Stanislaus County Treasurer-Tax Collector's Office website at:

<http://www.stancounty.com/tr-tax/treasury.shtm>.

POLICY ISSUE:

Section 27133(e) of the State of California Government Code requires that the Treasurer of any county having an Oversight Committee prepare an investment report for said Committee. Section 2.30.040 of the Stanislaus County Code establishes the Treasury Oversight Committee and the Stanislaus County Investment Policy further mandates preparation, review, and acceptance of the investment report.

FISCAL IMPACT:

Costs associated with administration of the Pool, including the cost to produce the Monthly Investment Report (estimated at \$800 per month) are deducted from interest earnings before distribution is made to the participating agencies' funds.

BOARD OF SUPERVISORS' PRIORITY:

The recommended actions are consistent with the Board's priority of *Delivering Efficient Public Services* by providing transparency and adherence to the law through the issuance of monthly investment reports.

STAFFING IMPACT:

There is no staffing impact associated with acceptance of the Treasury Pool's Monthly Investment Report. Existing Department staff prepares the monthly report.

CONTACT PERSON:

Donna Riley, Treasurer-Tax Collector

Telephone: (209) 525-4466

ATTACHMENT(S):

1. November 2023 Monthly Investment Report



OFFICE OF TREASURER/TAX COLLECTOR

Donna Riley
Treasurer/Tax Collector

PO Box 3052, Modesto, CA 95353-0859
Phone: 209.525.6524 Fax: 209.525-4333

Stanislaus County Treasury – Pooled Investments
Monthly Investment Report
November 2023

The Stanislaus County Treasury Pool yield to maturity for November was 2.791%, with an Average-Days-to-Maturity of 429 days.

With the current cash flow and investment schedule, the Pool will have sufficient cash to meet historical cash needs for the next six months, through the end of May 2024, as noted below. Surpluses in prior months are projected to carry forward, covering individual month deficits.

Table with 6 columns: Month, Revenue, Expenditures, Net Cash Flow, Maturities, Projected Surplus/(Deficit). Rows include Dec-23, Jan-24, Feb-24, Mar-24, Apr-24, and May-24.

Both the Assistant Treasurer/Tax Collector and Treasurer/Tax Collector have reviewed the portfolio for compliance with the investment policy and the US Bank custodial statement for accuracy and completeness. The custodial statement is the source of market valuation for securities held by our custodial agent. All other securities are valued at cost.

The Treasury Monthly Investment Report for November 2023 has been provided to the Treasury Oversight Committee members for review.

[Signature]
Dolores Sarenana, Assistant Treasurer/Tax Collector

[Signature]
Date

[Signature]
Donna Riley, Treasurer/Tax Collector

[Signature]
Date

The County of Stanislaus Board of Supervisors has reviewed and accepted the November 2023 Treasurer's Monthly Investment Report.

[Signature]
Chair, Board of Supervisors

[Signature]
Date



Stanislaus County Treasury - Pooled Investments Investment Pool Summary November 30, 2023

CASHFLOW:	NOVEMBER 2023	YTD FY 23/24	NOVEMBER 2022	YTD FY 22/23
BEG. CASH BALANCE	\$ 2,441,559,637.04	\$ 2,691,900,459.20	\$ 2,056,220,385.35	\$ 2,194,390,009.89
RECEIPTS	356,933,078.61	1,526,208,250.26	408,142,226.28	1,483,494,689.60
DISBURSEMENTS	(262,406,802.15)	(1,682,022,795.96)	(322,397,297.29)	(1,535,919,385.15)
ENDING CASH BALANCE	\$ 2,536,085,913.50	\$ 2,536,085,913.50	\$ 2,141,965,314.34	\$ 2,141,965,314.34

INTEREST INCOME:	NOVEMBER 2023	YTD FY 23/24	NOVEMBER 2022	YTD FY 22/23
INTEREST RECEIVED	\$ 5,178,298.15	\$ 27,687,897.69	\$ 1,662,519.04	\$ 4,847,382.54
TREASURY EXPENSE	(65,121.50)	(295,061.29)	(55,230.57)	(231,616.41)
AUDITOR EXPENSE	(10,161.02)	(51,930.72)	(11,116.15)	(55,580.75)
NET DISTRIBUTION	\$ 5,103,015.63	\$ 27,340,905.68	\$ 1,596,172.32	\$ 4,560,185.38

	ORACLE BOOK VALUE	MARKET VALUE	MAX INVEST. AS % OF TOTAL	ORACLE BOOK VALUE AS % OF TOTAL*	MAX DAYS TO MATURE	AVG DAYS TO MATURE	YTM 360 EQUIV.
BALANCE - 11/30/2023							
NEGOTIABLE CERT. OF DEPOSIT	\$ 50,566,403.82	\$ 50,568,066.10	30.00%	2.00%	1,825	209	5.806%
COMMERCIAL PAPER	77,308,980.56	77,974,600.00	40.00%	3.06%	270	163	5.797%
MANAGED POOL - CAMP	422,750,000.00	422,750,000.00		16.73%		1	5.494%
AGENCIES	984,354,732.30	934,516,846.53		38.96%	1,825	562	1.119%
AGENCIES - AMORTIZING	47,941,862.51	48,655,800.00		1.90%	1,825	200	5.431%
TREASURIES	379,253,014.05	372,551,100.00		15.01%	1,825	579	3.285%
TREASURIES - AMORTIZING	90,300,596.12	92,148,800.00		3.57%	1,825	217	5.301%
MEDIUM TERM NOTES	470,968,700.17	445,426,709.99	30.00%	18.64%	1,825	548	1.892%
MUNICIPAL BONDS	3,000,000.00	2,920,217.50		0.12%	1,825	214	0.492%
TOTAL INVESTMENTS	\$ 2,526,444,289.53	\$ 2,447,512,140.12		100.00%		429	2.791%
BOOK CASH BALANCE	9,641,623.97	9,641,623.97					
TOTAL	\$ 2,536,085,913.50	\$ 2,457,153,764.09					

BOOK & BANK BALANCE RECONCILIATION:

ORACLE FMS ENDING BOOK CASH BALANCE	\$ 8,975,676.33
TREASURY DEPOSITS IN TRANSIT (VAULT)	665,947.64
BANK RETURNED CHECKS	0.00
BOOK CASH BALANCE	\$ 9,641,623.97
<u>UNRECORDED BANK ITEMS</u>	
TREASURY/TAXES CREDIT CARD REVENUE	(2,920,793.22)
TREASURY DEPOSITS IN TRANSIT (CASH/COIN SHIPMENTS)	(422,000.00)
TREASURY CASH ON HAND (VAULT)	(665,947.64)
<u>UNRECORDED BOOK ITEMS</u>	
BANK CREDITS/REVENUE	15,094,725.03
BANK DEBITS/WITHDRAWALS	(2,686,119.02)
BANK RETURNED CHECKS	0.00
BANK CASH BALANCE	\$ 18,041,489.12

ORACLE FMS TOTAL INVESTMENTS RECONCILIATION:

POOLED CASH - ALL FUNDS ON DEPOSIT	This information is currently unavailable.
OUTSTANDING CHECKS/TRANSACTIONS	
UNDISTRIBUTED YTD INTEREST (<i>Lags one month for distribution</i>)	
TOTAL CASH & INVESTMENTS	

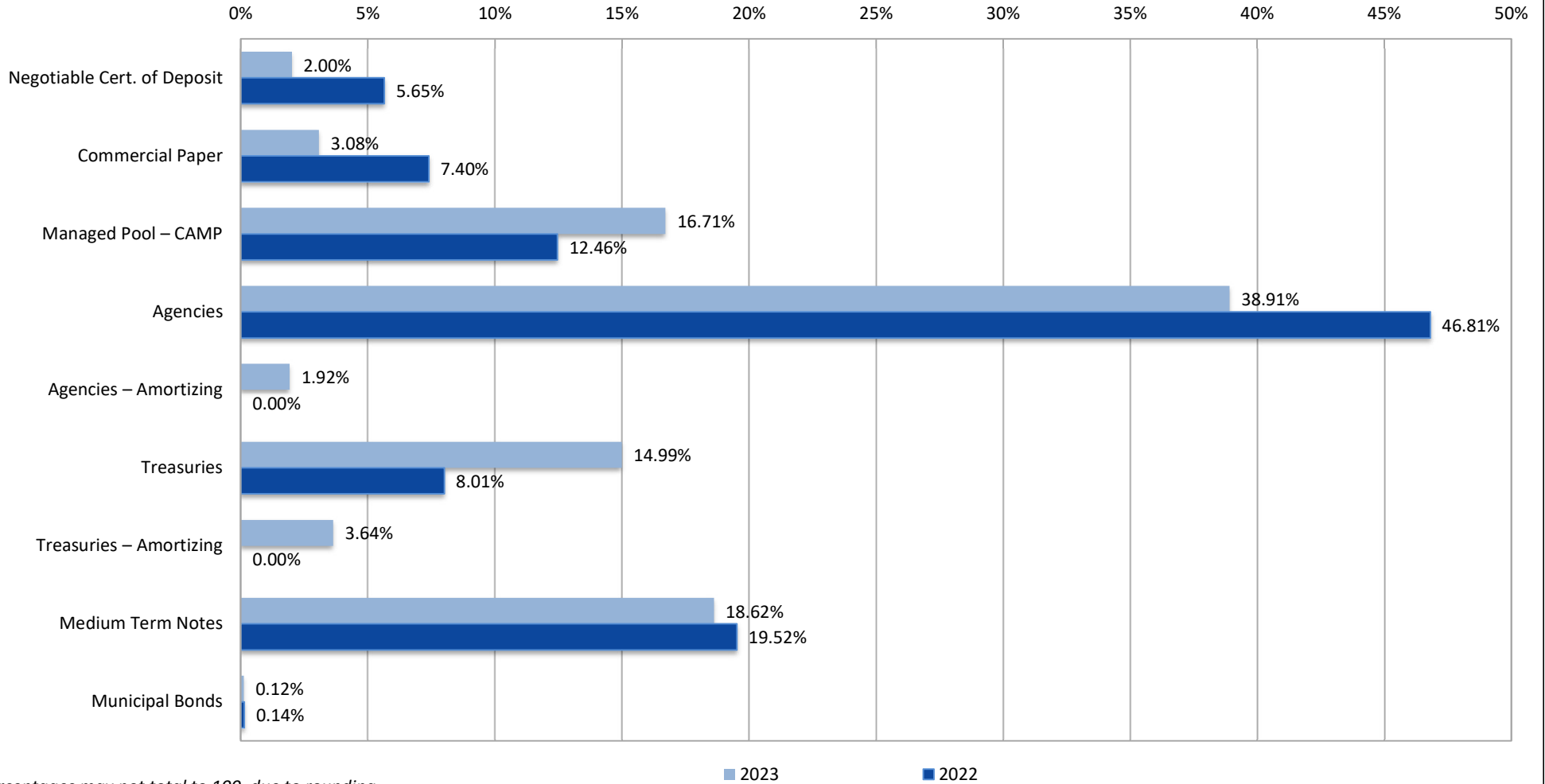
POOLED CASH PARTICIPANT DETAIL*

COUNTY	This information is currently unavailable.
SCHOOL DISTRICTS	
SPECIAL DISTRICTS	
TOTAL	

*Percentages may not total to 100, due to rounding



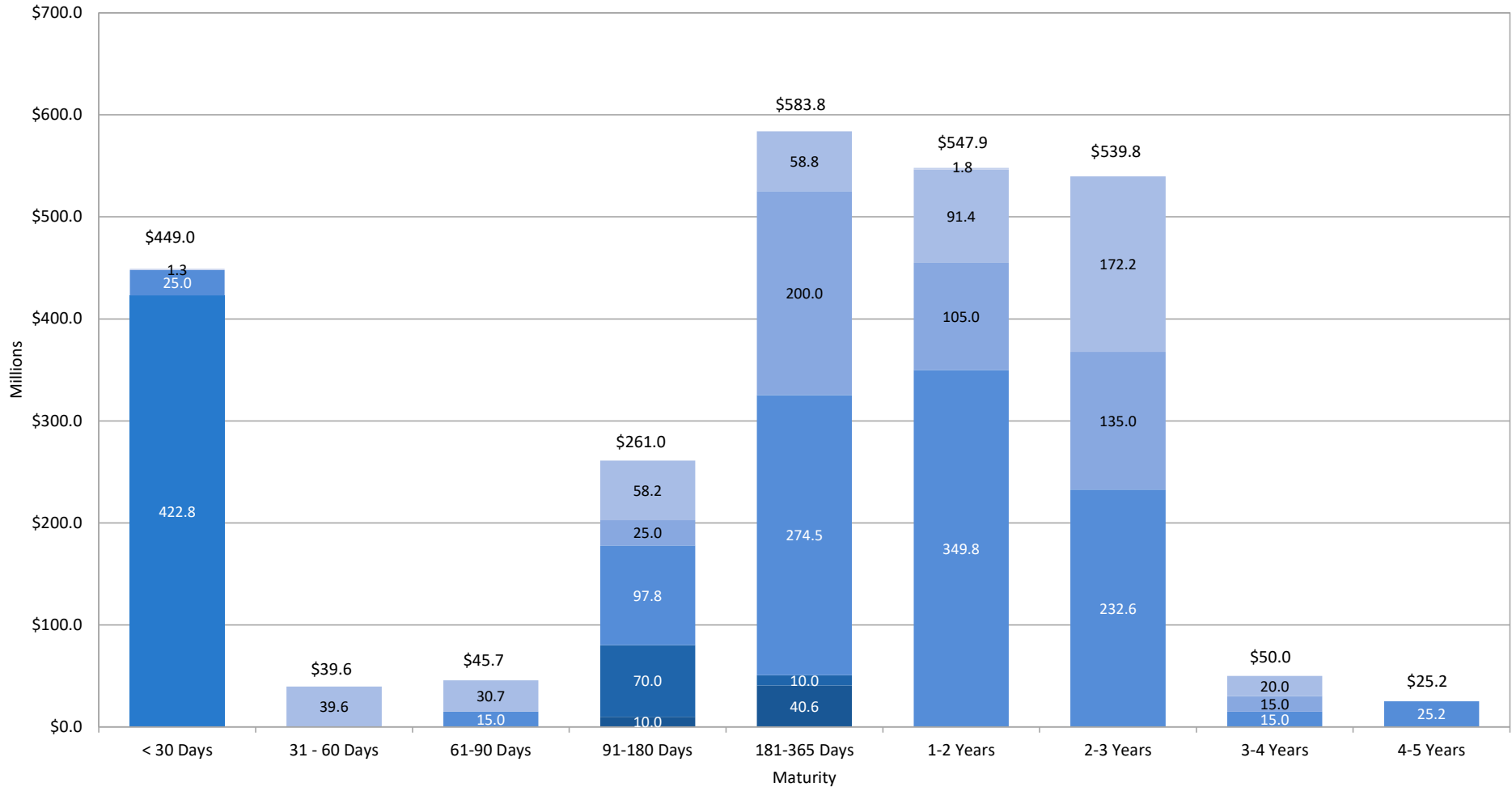
Stanislaus County Treasury - Pooled Investments Change in Asset Distribution Year-On-Year* November 30, 2023 vs. November 30, 2022





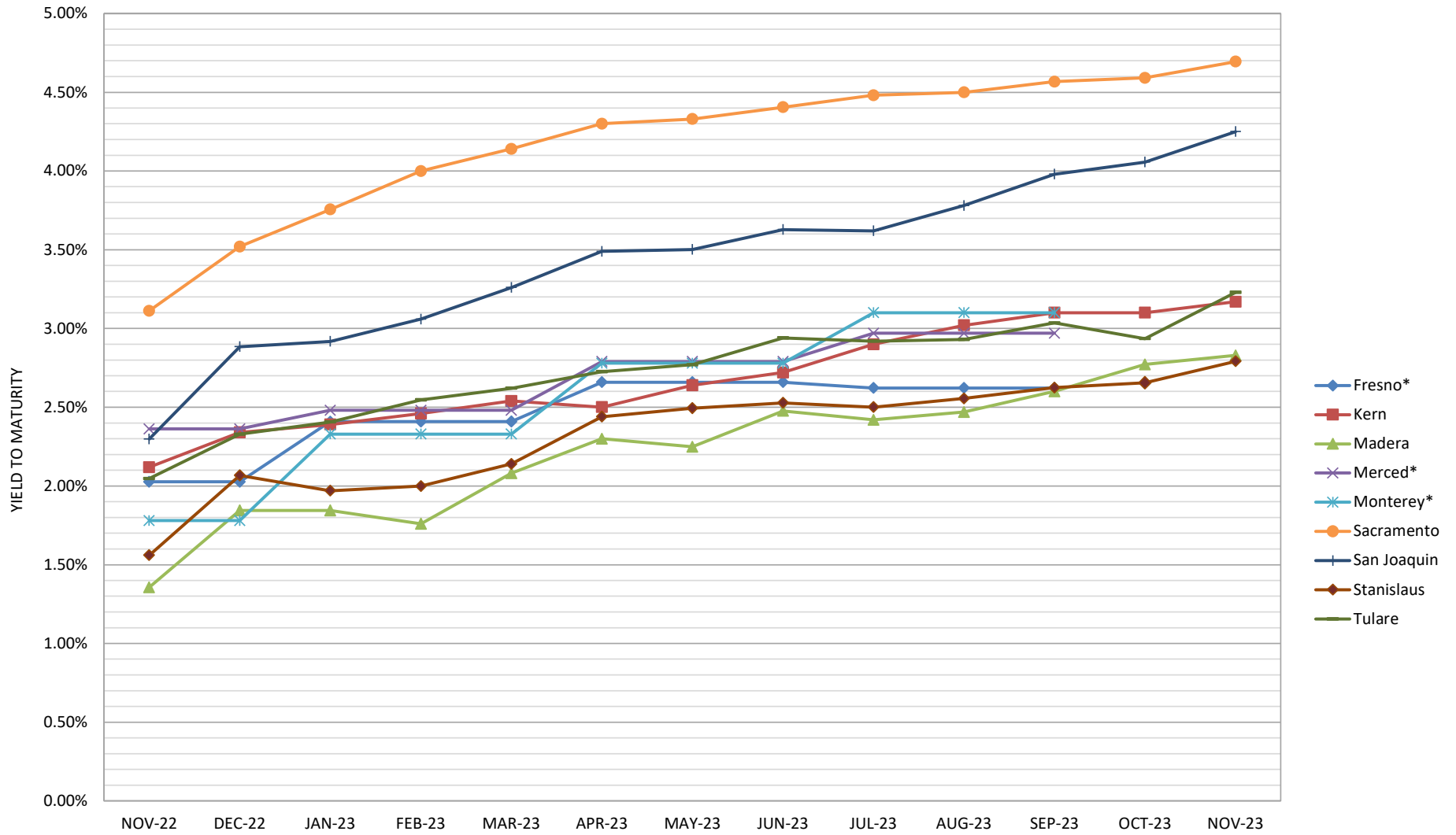
Stanislaus County Treasury - Pooled Investments Maturity Distribution by Type November 30, 2023

- Certificate of Deposit
- Commercial Paper
- Managed Pool - LAIF
- Managed Pool - CAMP
- Agencies Coupon & Amortizing
- Treasuries - Coupon & Amortizing
- Medium Term Notes
- Municipal Bonds





Stanislaus County Treasury - Pooled Investments Comparison of Yield to Maturity for the Eight Comparable Counties November 2022 through November 2023



*PUBLISHED QUARTERLY



**Stanislaus County Treasury - Pooled Investments
Reconciliation of Received Interest
November 2023**

Date	90103 JPM Checking	90110/11 Certificate of Deposit	90115 Commercial Paper	90125 Managed Pool - LAIF	90126 Managed Pool - CAMP	90130/31 Agencies - Coupon & Amortizing	90132/33 Treasuries - Coupon & Amortizing	90140 Medium Term Notes	90145 Municipal Bonds	Sympro Total	Oracle Cloud	Variance
1	\$ 11,398.33				\$ 1,330,505.49	\$ 80,000.00				\$ 1,421,903.82	\$ 1,421,903.82	\$ -
2										\$ -		-
3						133,000.00				\$ 133,000.00	133,000.00	-
4										\$ -		-
5										\$ -		-
6						10,000.00				\$ 10,000.00	10,000.00	-
7										\$ -		-
8								215,000.00		\$ 215,000.00	215,000.00	-
9			471,872.22							\$ 471,872.22	471,872.22	-
10										\$ -		-
11										\$ -		-
12										\$ -		-
13			484,788.89					82,409.98		\$ 567,198.87	567,198.87	-
14										\$ -		-
15		1,302,708.33								\$ 1,302,708.33	1,302,708.33	-
16										\$ -		-
17						49,625.00				\$ 49,625.00	49,625.00	-
18										\$ -		-
19										\$ -		-
20										\$ -		-
21										\$ -		-
22										\$ -		-
23										\$ -		-
24						65,975.00		94,925.00		\$ 160,900.00		160,900.00
25										\$ -		-
26										\$ -		-
27						138,833.34		255,625.00		\$ 394,458.34	555,358.34	(160,900.00)
28								35,000.00		\$ 35,000.00	35,000.00	-
29										\$ -		-
30						23,400.00	18,750.00			\$ 42,150.00	(42,150.00)	84,300.00
31										\$ -		-
AMORT						(40.01)	376,755.57	(2,233.99)		\$ 374,481.57	374,481.57	-
TOTAL	\$ 11,398.33	\$ 1,302,708.33	\$ 956,661.11	\$ -	\$ 1,330,505.49	\$ 500,793.33	\$ 395,505.57	\$ 680,725.99	\$ -	\$ 5,178,298.15	\$ 5,093,998.15	\$ 84,300.00



**Stanislaus County Pool FY 2024
Portfolio Management
Portfolio Summary
November 30, 2023**

Investments	Par Value	Market Value	Book Value	% of Portfolio	Term	Days to Maturity	YTM 360 Equiv.
Negotiable CDs	50,610,000.00	50,568,066.10	50,583,488.15	2.00	273	209	5.806
Commercial Paper Disc. -Amortizing	80,000,000.00	77,974,600.00	77,975,541.68	3.08	217	163	5.797
Managed Pool Account - CAMP	422,750,000.00	422,750,000.00	422,750,000.00	16.71	1	1	5.494
Federal Agency Coupon Securities	984,839,000.00	934,516,846.53	984,354,732.30	38.91	1,492	562	1.119
Federal Agency Disc. -Amortizing	50,000,000.00	48,655,800.00	48,563,502.79	1.92	286	200	5.431
Treasury Coupon Securities	385,000,000.00	372,551,100.00	379,253,014.05	14.99	961	579	3.285
Treasury Discounts -Amortizing	95,000,000.00	92,148,800.00	92,112,714.72	3.64	354	217	5.301
Medium Term Notes	470,814,000.00	445,426,709.99	470,968,700.17	18.62	1,313	548	1.892
Municipal Bonds	3,000,000.00	2,920,217.50	3,000,000.00	0.12	1,426	214	0.492
	2,542,013,000.00	2,447,512,140.12	2,529,561,693.86	100.00%	1,001	429	2.791

Investments	November 30 Month Ending	Fiscal Year To Date
Total Earnings		
Current Year	5,513,736.60	27,049,249.64
Average Daily Balance	2,449,686,722.76	2,466,234,519.70
Effective Rate of Return	2.74%	2.62%

**Stanislaus County Pool FY 2024
Portfolio Management
Portfolio Details - Investments
November 30, 2023**

CUSIP	Investment #	Issuer	Average Balance	Purchase Date	Par Value	Market Value	Book Value	Stated Rate	YTM 360	YTM 365	Days to Maturity	Maturity Date
Negotiable CDs												
64952WDG5	4013	New York Life		10/31/2023	10,000,000.00	9,903,800.00	9,917,546.30	2.875	5.626	5.704	131	04/10/2024
96130AUE6	3989	Westpac Capital		07/25/2023	15,610,000.00	15,625,766.10	15,665,941.85	5.900	5.770	5.850	213	07/01/2024
85325VJN1	4011	Standard Chartered Bk NY		10/27/2023	25,000,000.00	25,038,500.00	25,000,000.00	5.900	5.900	5.982	238	07/26/2024
Subtotal and Average			62,239,675.10		50,610,000.00	50,568,066.10	50,583,488.15	5.806	5.887	209		
Commercial Paper Disc. -Amortizing												
59515MC78	4001	Microsoft Corporation		09/21/2023	5,000,000.00	4,924,950.00	4,927,788.89	5.360	5.498	5.574	97	03/07/2024
22533TCJ3	3997	Credit Agricole CIB		09/18/2023	10,000,000.00	9,832,900.00	9,833,500.00	5.550	5.710	5.790	108	03/18/2024
53948ACJ8	3996	Lloyds TSB Bank PLC NY		09/18/2023	10,000,000.00	9,832,900.00	9,832,000.00	5.600	5.763	5.843	108	03/18/2024
62479LE76	4007	MUFG Bank LTD/NY		10/10/2023	25,000,000.00	24,387,750.00	24,391,041.67	5.550	5.819	5.900	158	05/07/2024
63873JFE5	3998	Natixis Banque Popular NY		09/18/2023	10,000,000.00	9,697,300.00	9,692,388.89	5.650	5.945	6.027	196	06/14/2024
63873JGF1	4014	Natixis Banque Popular NY		11/09/2023	20,000,000.00	19,298,800.00	19,298,822.23	5.560	5.833	5.914	227	07/15/2024
Subtotal and Average			85,994,961.81		80,000,000.00	77,974,600.00	77,975,541.68	5.797	5.877	163		
Managed Pool Account - LAIF												
SYS61	61	Local Agency Investment Fund			0.00	0.00	0.00	2.080	2.052	2.080	1	
Subtotal and Average			0.00		0.00	0.00	0.00	0.000	0.000	0		
Managed Pool Account - CAMP												
CAMP	62	California Asset Management Pr			422,750,000.00	422,750,000.00	422,750,000.00	5.570	5.494	5.570	1	
Subtotal and Average			326,491,666.67		422,750,000.00	422,750,000.00	422,750,000.00	5.494	5.570	1		
Federal Agency Coupon Securities												
3133ENGW4	3869	Federal Farm Credit Bank		12/13/2021	10,000,000.00	9,981,100.00	9,999,825.00	0.660	0.703	0.713	12	12/13/2023
3133EMN81	3813	Federal Farm Credit Bank		06/30/2021	15,000,000.00	14,942,700.00	14,999,649.61	0.310	0.336	0.340	28	12/29/2023
3134GWSK3	3711	Federal Home Loan Mortgage Co		09/03/2020	15,000,000.00	14,821,650.00	15,000,000.00	0.400	0.395	0.400	87	02/26/2024
3133EL6H2	3716	Federal Farm Credit Bank		09/08/2020	10,000,000.00	9,863,000.00	9,999,629.78	0.360	0.369	0.374	94	03/04/2024
3130ATUQ8	3955	Federal Home Loan Bank		12/12/2022	10,000,000.00	9,981,000.00	9,998,651.57	4.750	4.737	4.803	98	03/08/2024
3135GAFP1	3969	Federal National Mortgage Asso		03/30/2023	5,000,000.00	4,992,750.00	5,000,000.00	5.200	5.129	5.200	118	03/28/2024
3130AQB93	3867	Federal Home Loan Bank		12/17/2021	15,000,000.00	14,748,000.00	15,000,000.00	0.880	0.868	0.880	138	04/17/2024
3135GA3C3	3740	Federal National Mortgage Asso		11/17/2020	15,000,000.00	14,651,550.00	15,000,000.00	0.350	0.345	0.350	168	05/17/2024
3135GA4S7	3743	Federal National Mortgage Asso		11/20/2020	5,000,000.00	4,886,300.00	5,000,000.00	0.375	0.370	0.375	168	05/17/2024
3130AKFU5	3744	Federal Home Loan Bank		11/24/2020	17,800,000.00	17,380,988.00	17,798,753.58	0.350	0.360	0.365	175	05/24/2024
3134GXDK7	3746	Federal Home Loan Mortgage Co		11/30/2020	14,400,000.00	14,052,528.00	14,400,000.00	0.325	0.321	0.325	181	05/30/2024
3134GWJ64	3717	Federal Home Loan Mortgage Co		09/10/2020	10,000,000.00	9,730,200.00	10,000,000.00	0.400	0.395	0.400	192	06/10/2024

**Stanislaus County Pool FY 2024
Portfolio Management
Portfolio Details - Investments
November 30, 2023**

CUSIP	Investment #	Issuer	Average Balance	Purchase Date	Par Value	Market Value	Book Value	Stated Rate	YTM 360	YTM 365	Days to Maturity	Maturity Date
Federal Agency Coupon Securities												
3134GXDL5	3748	Federal Home Loan Mortgage Co		12/10/2020	3,000,000.00	2,921,400.00	3,000,000.00	0.350	0.345	0.350	192	06/10/2024
3134GXDL5	3749	Federal Home Loan Mortgage Co		12/10/2020	6,200,000.00	6,037,560.00	6,200,000.00	0.350	0.345	0.350	192	06/10/2024
3134GXDL5	3750	Federal Home Loan Mortgage Co		12/10/2020	15,800,000.00	15,386,040.00	15,800,000.00	0.350	0.345	0.350	192	06/10/2024
3130A1XJ2	3645	Federal Home Loan Bank		10/25/2019	20,000,000.00	19,735,200.00	20,128,566.45	2.875	1.603	1.625	196	06/14/2024
3133EMAB8	3722	Federal Farm Credit Bank		09/17/2020	10,000,000.00	9,720,700.00	9,999,274.07	0.390	0.398	0.403	199	06/17/2024
31422BE89	3738	Farmer Mac		11/06/2020	10,000,000.00	9,732,600.00	10,005,681.67	0.420	0.312	0.316	201	06/19/2024
3130AMU34	3800	Federal Home Loan Bank		06/24/2021	20,000,000.00	19,446,000.00	19,987,970.37	0.330	0.431	0.437	206	06/24/2024
3134GV3A4	3714	Federal Home Loan Mortgage Co		09/04/2020	8,000,000.00	7,767,840.00	8,002,220.48	0.500	0.446	0.452	213	07/01/2024
3135G0V75	3979	Federal National Mortgage Asso		06/09/2023	5,000,000.00	4,897,500.00	4,906,121.53	1.750	5.091	5.162	214	07/02/2024
3130ALRX4	3872	Federal Home Loan Bank		12/20/2021	11,500,000.00	11,171,675.00	11,475,368.49	0.500	0.848	0.860	220	07/08/2024
3135GAH79	3973	Federal National Mortgage Asso		04/26/2023	25,000,000.00	24,870,500.00	25,000,000.00	4.700	4.640	4.705	266	08/23/2024
3136G4Z71	3710	Federal National Mortgage Asso		09/02/2020	10,000,000.00	9,648,900.00	10,000,000.00	0.450	0.444	0.450	269	08/26/2024
3130AJZH5	3712	Federal Home Loan Bank		09/04/2020	3,000,000.00	2,889,960.00	2,999,860.78	0.450	0.450	0.456	270	08/27/2024
3133EL6V1	3719	Federal Farm Credit Bank		09/14/2020	10,000,000.00	9,627,300.00	9,998,445.68	0.430	0.444	0.450	284	09/10/2024
3130A2UW4	3644	Federal Home Loan Bank		10/25/2019	20,000,000.00	19,627,200.00	20,178,984.98	2.875	1.657	1.680	287	09/13/2024
3130AQD59	3879	Federal Home Loan Bank		12/30/2021	5,000,000.00	4,824,650.00	5,000,453.03	1.000	0.975	0.989	304	09/30/2024
3134GWUX2	3728	Federal Home Loan Mortgage Co		09/30/2020	22,550,000.00	21,645,519.50	22,546,488.31	0.375	0.389	0.394	304	09/30/2024
3133EMCN0	3734	Federal Farm Credit Bank		10/15/2020	5,000,000.00	4,796,000.00	4,998,364.58	0.400	0.432	0.438	319	10/15/2024
3130AKEV4	3877	Federal Home Loan Bank		12/29/2021	5,000,000.00	4,778,350.00	4,972,677.76	0.400	0.987	1.001	339	11/04/2024
3133EPWP6	4004	Federal Farm Credit Bank		09/25/2023	5,000,000.00	5,013,750.00	5,000,000.00	5.500	5.432	5.507	360	11/25/2024
3133ENGN4	3866	Federal Farm Credit Bank		12/09/2021	15,000,000.00	14,356,200.00	15,000,000.00	0.970	0.957	0.970	374	12/09/2024
3130AX6P8	3994	Federal Home Loan Bank		09/11/2023	10,000,000.00	10,012,700.00	10,000,000.00	5.200	5.132	5.203	438	02/11/2025
3130AMZP0	3816	Federal Home Loan Bank		06/30/2021	15,000,000.00	14,181,600.00	14,998,219.46	0.650	0.651	0.660	455	02/28/2025
3133EMJP8	3754	Federal Farm Credit Bank		12/10/2020	20,000,000.00	18,850,000.00	20,000,000.00	0.490	0.483	0.490	465	03/10/2025
3130AMX80	3818	Federal Home Loan Bank		06/30/2021	4,950,000.00	4,668,196.50	4,950,000.00	0.670	0.661	0.670	483	03/28/2025
3130AN4X5	3820	Federal Home Loan Bank		07/01/2021	15,000,000.00	14,142,150.00	15,000,000.00	0.670	0.661	0.670	487	04/01/2025
31422BYS3	3804	Farmer Mac.		06/25/2021	17,753,000.00	16,701,667.34	17,745,645.79	0.650	0.671	0.680	514	04/28/2025
3133EMH47	3799	Federal Farm Credit Bank		06/24/2021	20,000,000.00	18,697,800.00	19,984,497.21	0.600	0.642	0.651	563	06/16/2025
3135GAAZ4	3757	Federal National Mortgage Asso		12/24/2020	8,000,000.00	7,462,080.00	8,000,000.00	0.500	0.493	0.500	571	06/24/2025
3130AQFX6	3881	Federal Home Loan Bank		12/30/2021	10,500,000.00	9,895,725.00	10,500,000.00	1.180	1.164	1.180	577	06/30/2025
3136G4A86	3688	Federal National Mortgage Asso		07/21/2020	25,000,000.00	23,266,000.00	24,971,319.44	0.500	0.563	0.571	598	07/21/2025
3133ELZ80	3693	Federal Farm Credit Bank		07/29/2020	25,000,000.00	23,271,500.00	25,000,000.00	0.580	0.572	0.580	606	07/29/2025
3133EL2S2	3694	Federal Farm Credit Bank		08/04/2020	10,000,000.00	9,315,200.00	10,000,000.00	0.670	0.661	0.670	612	08/04/2025
3134GWJW7	3695	Federal Home Loan Mortgage Co		08/04/2020	15,000,000.00	13,944,300.00	15,000,000.00	0.550	0.542	0.550	612	08/04/2025
3136G4Q48	3702	Federal National Mortgage Asso		08/19/2020	10,000,000.00	9,291,500.00	9,996,566.67	0.600	0.612	0.620	627	08/19/2025
3136G4M34	3703	Federal National Mortgage Asso		08/19/2020	5,000,000.00	4,633,600.00	5,000,000.00	0.450	0.444	0.450	627	08/19/2025

**Stanislaus County Pool FY 2024
Portfolio Management
Portfolio Details - Investments
November 30, 2023**

CUSIP	Investment #	Issuer	Average Balance	Purchase Date	Par Value	Market Value	Book Value	Stated Rate	YTM 360	YTM 365	Days to Maturity	Maturity Date
Federal Agency Coupon Securities												
3133EL4W1	3715	Federal Farm Credit Bank		09/04/2020	10,000,000.00	9,288,500.00	9,998,257.96	0.610	0.612	0.620	633	08/25/2025
3135G05X7	3708	Federal National Mortgage Asso		08/27/2020	10,000,000.00	9,266,200.00	9,983,757.95	0.375	0.463	0.470	633	08/25/2025
3136G4X57	3713	Federal National Mortgage Asso		09/04/2020	7,441,000.00	6,913,358.69	7,441,000.00	0.625	0.616	0.625	633	08/25/2025
3130AJZ36	3707	Federal Home Loan Bank		08/27/2020	10,000,000.00	9,246,700.00	9,996,522.22	0.600	0.612	0.620	635	08/27/2025
3130ANW48	3831	Federal Home Loan Bank		08/30/2021	15,000,000.00	13,959,900.00	15,000,000.00	0.730	0.720	0.730	635	08/27/2025
3136G4N33	3704	Federal National Mortgage Asso		08/27/2020	5,000,000.00	4,634,400.00	5,000,000.00	0.500	0.528	0.536	635	08/27/2025
3136G4S87	3705	Federal National Mortgage Asso		08/27/2020	5,000,000.00	4,646,750.00	5,000,000.00	0.650	0.641	0.650	635	08/27/2025
3130AK4T0	3718	Federal Home Loan Bank		09/11/2020	5,000,000.00	4,636,950.00	4,998,222.22	0.580	0.592	0.600	650	09/11/2025
3134GWL38	3721	Federal Home Loan Mortgage Co		09/15/2020	15,000,000.00	13,826,700.00	15,000,000.00	0.540	0.533	0.540	654	09/15/2025
3133EMBJ0	3729	Federal Farm Credit Bank		10/01/2020	5,000,000.00	4,625,400.00	4,998,170.19	0.530	0.543	0.550	668	09/29/2025
3134GWY91	3733	Federal Home Loan Mortgage Co		10/15/2020	5,000,000.00	4,622,850.00	5,000,000.00	0.570	0.562	0.570	684	10/15/2025
3133EMEC2	3739	Federal Farm Credit Bank		11/09/2020	10,000,000.00	9,184,100.00	9,993,316.04	0.530	0.558	0.566	691	10/22/2025
31422B2J8	3735	Farmer Mac		10/29/2020	5,000,000.00	4,607,750.00	4,999,770.67	0.500	0.496	0.502	698	10/29/2025
3135GA2Z3	3741	Federal National Mortgage Asso		11/17/2020	5,000,000.00	4,608,850.00	4,997,548.61	0.560	0.577	0.585	717	11/17/2025
3130AP3H6	3837	Federal Home Loan Bank		09/28/2021	11,150,000.00	10,308,175.00	11,128,681.20	0.750	0.836	0.848	728	11/28/2025
3130ALYU2	3787	Federal Home Loan Bank		04/28/2021	10,000,000.00	9,236,800.00	10,000,000.00	1.000	0.986	1.000	789	01/28/2026
3130ALCV4	3783	Federal Home Loan Bank		04/13/2021	10,000,000.00	9,132,600.00	9,958,726.44	0.750	0.927	0.940	816	02/24/2026
3130ANW22	3832	Federal Home Loan Bank		08/30/2021	15,000,000.00	13,779,750.00	15,000,000.00	0.850	0.838	0.850	817	02/25/2026
3130AKZP4	3773	Federal Home Loan Bank		02/26/2021	15,000,000.00	13,700,100.00	15,000,000.00	0.600	0.592	0.600	818	02/26/2026
3130APE35	3840	Federal Home Loan Bank		09/30/2021	15,000,000.00	13,786,350.00	15,000,000.00	1.000	0.986	1.000	850	03/30/2026
3130AM2J0	3789	Federal Home Loan Bank		04/28/2021	10,000,000.00	9,182,400.00	10,000,000.00	1.050	1.036	1.050	879	04/28/2026
3130ALZQ0	3790	Federal Home Loan Bank		04/28/2021	10,000,000.00	9,230,100.00	10,000,000.00	1.250	1.011	1.025	879	04/28/2026
3130AM6U1	3791	Federal Home Loan Bank		04/28/2021	10,000,000.00	9,242,500.00	10,000,000.00	1.250	0.986	1.000	879	04/28/2026
3130AMKN1	3795	Federal Home Loan Bank		05/27/2021	18,600,000.00	17,315,484.00	18,600,000.00	1.000	0.838	0.850	908	05/27/2026
3130AN4T4	3829	Federal Home Loan Bank		08/27/2021	10,000,000.00	9,118,300.00	10,015,843.48	0.875	0.800	0.811	924	06/12/2026
3130ANG95	3823	Federal Home Loan Bank		08/24/2021	8,540,000.00	7,804,022.80	8,540,000.00	1.250	1.011	1.025	997	08/24/2026
3130ANVS6	3830	Federal Home Loan Bank		08/30/2021	25,000,000.00	22,684,250.00	25,000,000.00	1.000	0.986	1.000	999	08/26/2026
3130ANW97	3833	Federal Home Loan Bank		08/30/2021	15,000,000.00	13,736,250.00	15,000,000.00	1.270	0.949	0.963	1,001	08/28/2026
3133EM3Y6	3834	Federal Farm Credit Bank		09/01/2021	15,000,000.00	13,574,400.00	15,000,000.00	0.930	0.917	0.930	1,005	09/01/2026
3130ANWH9	3838	Federal Home Loan Bank		09/28/2021	3,500,000.00	3,177,195.00	3,498,092.57	1.080	1.085	1.100	1,019	09/15/2026
3130APCH6	3839	Federal Home Loan Bank		09/29/2021	15,000,000.00	13,619,850.00	15,000,000.00	1.125	1.110	1.125	1,033	09/29/2026
3133ENDC1	3848	Federal Farm Credit Bank		11/03/2021	10,000,000.00	9,116,100.00	10,000,000.00	1.330	1.312	1.330	1,068	11/03/2026
3133ENDC1	3857	Federal Farm Credit Bank		11/03/2021	10,000,000.00	9,116,100.00	10,000,000.00	1.330	1.312	1.330	1,068	11/03/2026
3130APV51	3861	Federal Home Loan Bank		11/30/2021	6,965,000.00	6,501,827.50	6,965,000.00	1.250	1.941	1.968	1,089	11/24/2026
3130AQ3T8	3860	Federal Home Loan Bank		12/23/2021	5,000,000.00	4,636,000.00	5,000,000.00	1.250	1.618	1.641	1,118	12/23/2026
3133EPC60	4016	Federal Farm Credit Bank		11/15/2023	10,000,000.00	10,052,200.00	9,966,081.11	4.625	4.655	4.720	1,445	11/15/2027

**Stanislaus County Pool FY 2024
Portfolio Management
Portfolio Details - Investments
November 30, 2023**

CUSIP	Investment #	Issuer	Average Balance	Purchase Date	Par Value	Market Value	Book Value	Stated Rate	YTM 360	YTM 365	Days to Maturity	Maturity Date
Federal Agency Coupon Securities												
880591EZ1	4009	Tennessee Valley Authority		10/16/2023	15,190,000.00	14,858,554.20	14,732,505.35	3.875	4.683	4.748	1,566	03/15/2028
313384PZN8	4010	Federal Farm Credit Bank		10/24/2023	10,000,000.00	10,278,500.00	10,000,000.00	5.000	4.932	5.000	1,789	10/24/2028
Subtotal and Average			979,704,002.72		984,839,000.00	934,516,846.53	984,354,732.30		1.119	1.134	562	
Federal Agency Disc. -Amortizing												
313384WR6	3999	Federal Home Loan Bank		09/19/2023	10,000,000.00	9,778,300.00	9,764,313.89	5.270	5.499	5.576	161	05/10/2024
313384XF1	4005	Federal Home Loan Bank		09/29/2023	5,000,000.00	4,879,650.00	4,872,152.78	5.260	5.490	5.566	175	05/24/2024
313588XF7	4006	Federal National Mortgage Asso		09/29/2023	5,000,000.00	4,879,650.00	4,873,854.17	5.190	5.415	5.490	175	05/24/2024
313384YW3	3990	Federal Home Loan Bank		08/11/2023	10,000,000.00	9,715,200.00	9,695,644.45	5.120	5.380	5.455	214	07/02/2024
313384ZC6	4000	Federal Home Loan Bank		09/19/2023	10,000,000.00	9,707,400.00	9,681,000.00	5.220	5.471	5.547	220	07/08/2024
313384ZM4	3991	Federal Home Loan Bank		08/11/2023	10,000,000.00	9,695,600.00	9,676,537.50	5.085	5.350	5.424	229	07/17/2024
Subtotal and Average			48,459,102.79		50,000,000.00	48,655,800.00	48,563,502.79		5.431	5.506	200	
Treasury Coupon Securities												
91282CBV2	3814	U S Treasury Securities		06/30/2021	15,000,000.00	14,730,450.00	14,998,612.00	0.375	0.395	0.400	136	04/15/2024
91282CCG4	3802	U S Treasury Securities		06/24/2021	15,000,000.00	14,602,200.00	14,983,965.15	0.250	0.444	0.450	197	06/15/2024
912828XX3	3982	U S Treasury Securities		06/23/2023	20,000,000.00	19,619,600.00	19,637,667.56	2.000	5.180	5.252	212	06/30/2024
91282CCL3	3841	U S Treasury Securities		10/01/2021	15,000,000.00	14,552,400.00	14,992,029.98	0.375	0.455	0.461	227	07/15/2024
9128282N9	3883	U S Treasury Securities		12/30/2021	10,000,000.00	9,793,800.00	10,082,754.98	2.125	0.854	0.866	243	07/31/2024
912828Y87	3972	U S Treasury Securities		04/20/2023	50,000,000.00	48,845,500.00	49,079,176.68	1.750	4.567	4.630	243	07/31/2024
91282CDB4	3964	U S Treasury Securities		03/24/2023	5,000,000.00	4,804,700.00	4,857,713.99	0.625	3.970	4.025	319	10/15/2024
912828Z52	3811	U S Treasury Securities		06/30/2021	15,000,000.00	14,370,150.00	15,136,643.66	1.375	0.578	0.586	427	01/31/2025
912828J27	3983	U S Treasury Securities		06/23/2023	20,000,000.00	19,284,400.00	19,334,571.93	2.000	4.835	4.902	442	02/15/2025
912828J27	3985	U S Treasury Securities		06/30/2023	20,000,000.00	19,284,400.00	19,295,469.80	2.000	5.007	5.077	442	02/15/2025
912828ZC7	3812	U S Treasury Securities		06/30/2021	15,000,000.00	14,292,150.00	15,096,565.91	1.125	0.594	0.602	455	02/28/2025
912828ZT0	3828	U S Treasury Securities		08/27/2021	15,000,000.00	13,997,400.00	14,917,597.04	0.250	0.613	0.622	547	05/31/2025
91282CEY3	3993	U S Treasury Securities		08/18/2023	20,000,000.00	19,425,000.00	19,466,152.71	3.000	4.859	4.926	592	07/15/2025
91282CBC4	3817	U S Treasury Securities		06/30/2021	15,000,000.00	13,746,150.00	14,869,889.82	0.375	0.789	0.800	761	12/31/2025
91282CBC4	3827	U S Treasury Securities		08/27/2021	15,000,000.00	13,746,150.00	14,889,017.09	0.375	0.727	0.737	761	12/31/2025
91282CHH7	4003	U S Treasury Securities		09/22/2023	20,000,000.00	19,802,400.00	19,886,107.09	4.125	4.773	4.839	927	06/15/2026
91282CHM6	3992	U S Treasury Securities		08/15/2023	50,000,000.00	49,965,000.00	50,021,052.12	4.500	4.574	4.638	957	07/15/2026
91282CHM6	4002	U S Treasury Securities		09/21/2023	10,000,000.00	9,993,000.00	9,987,513.27	4.500	4.826	4.893	957	07/15/2026
912828Y95	3986	U S Treasury Securities		07/13/2023	25,000,000.00	23,352,500.00	23,477,469.82	1.875	4.281	4.340	973	07/31/2026
91282CFH9	4008	U S Treasury Securities		10/13/2023	15,000,000.00	14,343,750.00	14,243,043.45	3.125	4.658	4.723	1,369	08/31/2027
Subtotal and Average			379,070,915.54		385,000,000.00	372,551,100.00	379,253,014.05		3.285	3.331	579	

**Stanislaus County Pool FY 2024
Portfolio Management
Portfolio Details - Investments
November 30, 2023**

CUSIP	Investment #	Issuer	Average Balance	Purchase Date	Par Value	Market Value	Book Value	Stated Rate	YTM 360	YTM 365	Days to Maturity	Maturity Date
Treasury Discounts -Amortizing												
912797LL9	3981	U S Treasury Securities		06/23/2023	10,000,000.00	9,838,700.00	9,847,375.00	4.950	5.170	5.242	111	03/21/2024
912797GB7	3987	U S Treasury Securities		07/13/2023	25,000,000.00	24,231,500.00	24,221,048.61	5.030	5.303	5.377	223	07/11/2024
912797GB7	3988	U S Treasury Securities		07/13/2023	50,000,000.00	48,463,000.00	48,440,548.61	5.035	5.309	5.382	223	07/11/2024
912797GL5	3995	U S Treasury Securities		09/13/2023	10,000,000.00	9,615,600.00	9,603,742.50	5.113	5.390	5.465	279	09/05/2024
Subtotal and Average			91,920,134.59		95,000,000.00	92,148,800.00	92,112,714.72		5.301	5.374	217	
Medium Term Notes												
24422EUR8	3709	John Deere		08/28/2020	11,075,000.00	11,046,205.00	11,109,061.85	3.450	0.571	0.579	40	01/10/2024
24422EUR8	3844	John Deere		10/21/2021	3,500,000.00	3,490,900.00	3,510,670.58	3.450	0.604	0.612	40	01/10/2024
89236THU2	3956	Toyota Motor Credit Corp		12/13/2022	5,000,000.00	4,972,700.00	4,976,922.68	0.450	4.695	4.760	41	01/11/2024
17325FAS7	3950	Citibank, N.A.,		12/12/2022	20,000,000.00	19,942,400.00	19,969,007.48	3.650	4.695	4.761	53	01/23/2024
91159HHV5	3764	US Bank NA		01/13/2021	2,500,000.00	2,488,750.00	2,506,906.62	3.375	0.538	0.546	66	02/05/2024
91159HHV5	3954	US Bank NA		12/12/2022	2,495,000.00	2,483,772.50	2,489,314.96	3.375	4.618	4.682	66	02/05/2024
459200HU8	3951	International Business Machine		12/12/2022	8,611,000.00	8,576,469.89	8,593,168.05	3.625	4.648	4.712	73	02/12/2024
48133PCS0	3960	JP Morgan Chase Bank		12/13/2022	15,000,000.00	14,990,400.00	15,000,000.00	5.050	4.987	5.056	74	02/13/2024
02665WBP5	3952	American Honda Finance		12/12/2022	2,131,000.00	2,118,341.86	2,123,234.92	2.900	4.651	4.715	77	02/16/2024
713448CM8	3957	Pepsico		12/13/2022	10,000,000.00	9,951,500.00	9,974,006.85	3.600	4.613	4.677	91	03/01/2024
24422EUX5	3793	John Deere		04/22/2021	7,000,000.00	6,947,080.00	7,040,462.84	2.600	0.411	0.417	97	03/07/2024
20826FAT3	3953	ConocoPhillips Company		12/12/2022	4,138,000.00	4,098,399.34	4,109,785.98	2.125	4.693	4.758	98	03/08/2024
89236TJX4	3891	Toyota Motor Credit Corp		04/04/2022	9,000,000.00	8,919,360.00	9,001,608.56	2.500	2.407	2.440	112	03/22/2024
023135CD6	3974	Amazon.com Inc		04/28/2023	5,000,000.00	4,951,150.00	4,962,332.17	2.730	4.790	4.856	134	04/13/2024
06406RAS6	3949	Bank of New York Mellon Corp		12/12/2022	6,000,000.00	5,879,100.00	5,902,685.04	0.500	4.641	4.705	147	04/26/2024
48133DE55	3913	JP Morgan Chase Bank		04/29/2022	5,000,000.00	4,924,050.00	5,000,000.00	3.125	3.082	3.125	150	04/29/2024
46625HJX9	3774	JP Morgan Chase Bank		04/01/2021	2,047,000.00	2,029,293.45	2,074,043.39	3.625	0.645	0.654	164	05/13/2024
04636NAC7	3875	Astrazeneca Finance LLC		12/23/2021	10,000,000.00	9,768,800.00	9,984,019.43	0.700	1.016	1.030	179	05/28/2024
91159HHX1	3727	US Bank NA		09/25/2020	5,575,000.00	5,451,513.75	5,642,438.98	2.400	0.548	0.556	242	07/30/2024
69371RQ25	3890	PACCAR Financial Corp		04/01/2022	6,870,000.00	6,708,829.80	6,848,443.16	2.150	2.575	2.611	258	08/15/2024
30231GBC5	3792	Exxon Mobil Corporation		04/22/2021	10,000,000.00	9,769,100.00	10,097,814.07	2.019	0.613	0.622	259	08/16/2024
06406RAL1	3775	Bank of New York Mellon Corp		04/01/2021	12,000,000.00	11,635,320.00	12,158,000.62	2.100	0.606	0.614	328	10/24/2024
14913Q3B3	3805	Caterpillar Financial Service		06/28/2021	20,000,000.00	19,422,200.00	20,269,711.40	2.150	0.681	0.690	343	11/08/2024
06048WQ52	3880	Bank of America Corp		12/30/2021	4,305,000.00	4,075,974.00	4,299,177.53	1.100	1.224	1.241	359	11/24/2024
21688AAS1	3894	Rabobank		04/06/2022	3,000,000.00	2,874,600.00	2,947,917.25	1.375	2.978	3.019	406	01/10/2025
24422EWB1	3900	John Deere		04/14/2022	10,000,000.00	9,625,400.00	10,000,000.00	2.125	2.096	2.125	462	03/07/2025
254687FN1	3984	Walt Disney Co		06/26/2023	5,000,000.00	4,878,800.00	4,891,955.65	3.350	5.017	5.086	479	03/24/2025
037833DT4	3975	Apple Inc		05/22/2023	3,427,000.00	3,244,752.14	3,270,663.06	1.125	4.398	4.459	527	05/11/2025
91159HHZ6	3767	US Bank NA		01/13/2021	3,753,000.00	3,537,652.86	3,792,475.27	1.450	0.671	0.680	528	05/12/2025

**Stanislaus County Pool FY 2024
Portfolio Management
Portfolio Details - Investments
November 30, 2023**

CUSIP	Investment #	Issuer	Average Balance	Purchase Date	Par Value	Market Value	Book Value	Stated Rate	YTM 360	YTM 365	Days to Maturity	Maturity Date
Medium Term Notes												
17330FVU2	3914	Citigroup Global Markets		05/27/2022	10,000,000.00	9,674,400.00	10,000,000.00	4.050	3.995	4.050	541	05/25/2025
69353REQ7	3766	PNC Bank NA		01/13/2021	6,450,000.00	6,210,060.00	6,675,290.63	3.250	0.777	0.788	548	06/01/2025
02079KAH0	3700	Alphabet Inc (Google)		08/17/2020	5,000,000.00	4,647,100.00	4,998,309.62	0.450	0.464	0.470	623	08/15/2025
478160CN2	3794	Johnson & Johnson		04/26/2021	10,000,000.00	9,295,000.00	9,971,096.49	0.550	0.796	0.807	640	09/01/2025
478160CN2	3836	Johnson & Johnson		09/08/2021	4,755,000.00	4,419,772.50	4,743,126.10	0.550	0.685	0.695	640	09/01/2025
48128GX54	3736	JP Morgan Chase Bank		10/30/2020	5,000,000.00	4,498,100.00	5,000,000.00	0.750	0.739	0.749	699	10/30/2025
06048WK41	3745	Bank of America		11/25/2020	25,000,000.00	22,797,000.00	25,000,000.00	0.850	0.759	0.770	725	11/25/2025
89236THW8	3770	Toyota Motor Credit Corp		01/13/2021	10,000,000.00	9,163,900.00	9,998,970.20	0.800	0.794	0.805	770	01/09/2026
89236THW8	3784	Toyota Motor Credit Corp		04/14/2021	15,000,000.00	13,745,850.00	14,920,103.24	0.800	1.045	1.060	770	01/09/2026
24422EVK2	3771	John Deere		01/15/2021	5,000,000.00	4,583,550.00	4,995,008.53	0.700	0.738	0.748	776	01/15/2026
24422EVK2	3858	John Deere		11/24/2021	15,000,000.00	13,750,650.00	14,774,489.34	0.700	1.412	1.432	776	01/15/2026
037833EB2	3772	Apple Inc		02/08/2021	15,000,000.00	13,756,050.00	14,998,694.89	0.700	0.694	0.704	800	02/08/2026
037833EB2	3786	Apple Inc		04/14/2021	7,899,000.00	7,243,935.93	7,848,522.20	0.700	0.986	1.000	800	02/08/2026
74460WAA5	3871	Public Storage		12/21/2021	10,000,000.00	9,112,000.00	9,895,897.78	0.875	1.343	1.362	807	02/15/2026
808513BF1	3785	Charles Schwab Corp		04/14/2021	19,283,000.00	17,366,076.97	19,210,427.39	0.900	1.003	1.017	831	03/11/2026
89236TJK2	3842	Toyota Motor Credit Corp		10/04/2021	25,000,000.00	22,715,000.00	24,946,273.28	1.125	1.195	1.212	930	06/18/2026
63254AAS7	3843	National Australia Bank/NY		10/21/2021	15,000,000.00	14,053,500.00	15,437,224.78	2.500	1.327	1.345	954	07/12/2026
06048WN22	3824	Bank of America Corp		08/26/2021	15,000,000.00	13,186,050.00	15,000,000.00	1.250	1.233	1.250	999	08/26/2026
48128G4X5	3825	JP Morgan Chase Bank		08/30/2021	15,000,000.00	13,189,500.00	15,000,000.00	1.200	1.184	1.200	1,001	08/28/2026
713448FW3	4015	Pepsico		11/13/2023	5,000,000.00	5,047,800.00	5,003,069.54	5.125	5.048	5.118	1,075	11/10/2026
14913R2U0	3885	Caterpillar Financial Service		01/10/2022	5,000,000.00	4,548,600.00	5,003,416.85	1.700	1.654	1.677	1,134	01/08/2027
14913R2U0	3886	Caterpillar Financial Service		01/10/2022	5,000,000.00	4,548,600.00	5,002,950.92	1.700	1.657	1.680	1,134	01/08/2027
06048WS84	3887	Bank of America Corp		03/02/2022	10,000,000.00	9,071,400.00	10,000,000.00	2.750	2.712	2.750	1,187	03/02/2027
Subtotal and Average			472,806,263.55		470,814,000.00	445,426,709.99	470,968,700.17		1.892	1.918	548	
Municipal Bonds												
13067WRA2	3697	CA St. Dept. of Water Resource		08/06/2020	1,250,000.00	1,250,000.00	1,250,000.00	0.414	0.408	0.414	0	12/01/2023
13067WRB0	3696	CA St. Dept. of Water Resource		08/06/2020	1,750,000.00	1,670,217.50	1,750,000.00	0.560	0.552	0.560	366	12/01/2024
Subtotal and Average			3,000,000.00		3,000,000.00	2,920,217.50	3,000,000.00		0.492	0.499	214	
Total and Average			2,449,686,722.76		2,542,013,000.00	2,447,512,140.12	2,529,561,693.86		2.791	2.830	429	

**Stanislaus County Pool FY 2024
Portfolio Management
Activity By Type
November 1, 2023 through November 30, 2023**

CUSIP	Investment #	Issuer	Stated Rate	Transaction Date	Purchases or Deposits	Redemptions or Withdrawals	Balance
Negotiable CDs							
63873QZA5	3959	Natixis Banque Popular NY	5.550	11/15/2023	0.00	25,000,000.00	
Subtotal						25,000,000.00	50,583,488.15
Commercial Paper Disc. -Amortizing							
62479MYD9	3976	MUFG Bank LTD/NY	5.420	11/13/2023	0.00	20,000,000.00	
63873KY92	3978	Natixis Banque Popular NY	5.410	11/09/2023	0.00	20,000,000.00	
63873JGF1	4014	Natixis Banque Popular NY	5.560	11/09/2023	19,230,866.67	0.00	
Subtotal						40,000,000.00	77,975,541.68
Managed Pool Account - LAIF (Monthly Summary)							
Subtotal							0.00
Managed Pool Account - CAMP (Monthly Summary)							
CAMP	62	California Asset Management Pr	5.570		282,250,000.00	138,500,000.00	
Subtotal						138,500,000.00	422,750,000.00
Federal Agency Coupon Securities							
3133EK4X1	3650	Federal Farm Credit Bank	1.600	11/01/2023	0.00	10,000,000.00	
3133EPC60	4016	Federal Farm Credit Bank	4.625	11/15/2023	9,965,700.00	0.00	
Subtotal						10,000,000.00	984,354,732.30
Federal Agency Disc. -Amortizing							
Subtotal							48,563,502.79
Treasury Coupon Securities							
Subtotal							379,253,014.05
Treasury Discounts -Amortizing							
Subtotal							92,112,714.72
Medium Term Notes							
14912L5X5	3776	Caterpillar Financial Service	3.750	11/24/2023	0.00	5,000,000.00	
713448FW3	4015	Pepsico	5.125	11/13/2023	5,000,950.00	0.00	
Subtotal						5,000,950.00	470,968,700.17

**Stanislaus County Pool FY 2024
Portfolio Management
Activity By Type
November 1, 2023 through November 30, 2023**

CUSIP	Investment #	Issuer	Stated Rate	Transaction Date	Purchases or Deposits	Redemptions or Withdrawals	Balance
Municipal Bonds							
		Subtotal					3,000,000.00
		Total			316,447,516.67	218,500,000.00	2,529,561,693.86