

THE BOARD OF SUPERVISORS OF THE COUNTY OF STANISLAUS
BOARD ACTION SUMMARY

DEPT: Treasurer / Tax Collector

BOARD AGENDA: 5.B.6
AGENDA DATE: April 18, 2023

SUBJECT:

Acceptance of the Stanislaus County Treasury Pool January 2023 Monthly Investment Report

BOARD ACTION AS FOLLOWS:

RESOLUTION NO. 2023-0162

On motion of Supervisor B. Condit Seconded by Supervisor Withrow
and approved by the following vote,

Ayes: Supervisors: B. Condit, Chiesa, Withrow, Grewal, and Chairman C. Condit


Noes: Supervisors: None

Excused or Absent: Supervisors: None

Abstaining: Supervisor: None

- 1) Approved as recommended
- 2) Denied
- 3) Approved as amended
- 4) Other:

MOTION:

ATTEST:  ELIZABETH A. KING, Clerk of the Board of Supervisors

File No.

**THE BOARD OF SUPERVISORS OF THE COUNTY OF STANISLAUS
AGENDA ITEM**

DEPT: Treasurer / Tax Collector

BOARD AGENDA:5.B.6
AGENDA DATE: April 18, 2023

CONSENT:

CEO CONCURRENCE: YES

4/5 Vote Required: No

SUBJECT:

Acceptance of the Stanislaus County Treasury Pool January 2023 Monthly Investment Report

STAFF RECOMMENDATION:

1. Accept the January 2023 Monthly Investment Report for the Stanislaus County Treasury Pool.
2. Authorize the Chairman of the Board of Supervisors to sign on behalf of the Board that the report has been reviewed and accepted.

DISCUSSION:

On April 16, 1996, the Board of Supervisors enacted Code Sections 2.30.010 through 2.30.040. This provided a comprehensive policy of investment delegation and oversight, including:

- Delegation of day-to-day investment to the County Treasurer-Tax Collector
- Qualifications for the Office of County Treasurer-Tax Collector
- Establishment of a Treasury Pool Oversight Committee

On June 28, 2022, the Board of Supervisors reviewed and adopted the Investment Policy (Policy), effective July 1, 2022. The Policy was prepared by the Stanislaus County Treasurer-Tax Collector and reviewed for conformity with California State law by the Treasury Oversight Committee members comprised of the County Auditor-Controller, the County Superintendent of Schools designee, and a member of the public familiar with investments.

The Policy includes language that mandates the preparation of the monthly report and provides guidelines for its contents. Each monthly report has a summary along with sufficient detail to show investment activity and compliance with legal and policy directives. The report is prepared by the Stanislaus County Treasurer-Tax Collector's Office, reviewed by the Treasurer-Tax Collector for conformity with the Stanislaus County Treasury Pool Investment Policy, and distributed to the Treasury Pool Oversight Committee.

The Stanislaus County Treasury Pool yield to maturity for January 2023 was 1.97%. The Federal Reserve has increased the federal funds rate seven times in 2022 for an increase of 4.25% and an additional 0.50% through March 2023 for an overall increase of 4.75%. The expectation is that rates will continue to increase through 2023. As a

result of this monetary policy, the Treasury pool yield to maturity is on an upward trajectory. The Average-Days-to-Maturity at the end of January was 572 days. With the current cash flow, investment schedule, and replenishment of cash reserves, the Treasury is projecting sufficient cash to meet historical cash needs for the next six months, through the end of July 2023.

The report includes a comparison of the Treasury Pool investment holdings year-on-year and a comparison of the Stanislaus County Treasury Pool to similar investment pools in the eight comparable counties. It should be noted that differences in size, cash flow, need, and composition of funds affect the strategy used and that earnings rates will fluctuate over time.

Interest reported in January 2023 reflects a journal posting for \$64,311 that was not recorded in November 2022 and reported as a reconciling item in that month.

Upon acceptance and signature of the Chairman, the report can be viewed on the Stanislaus County Treasurer-Tax Collector's Office website at:

<http://www.stancounty.com/tr-tax/treasury.shtm>

POLICY ISSUE:

Section 27133(e) of the State of California Government Code requires that the Treasurer of any county having an Oversight Committee prepare an investment report for said Committee. Section 2.30.040 of the Stanislaus County Code establishes the Treasury Oversight Committee, and the Stanislaus County Investment Policy further mandates the preparation, review, and acceptance of the investment report.

FISCAL IMPACT:

As part of the administration of the Pool, costs associated with the report (estimated at \$800 per month) are deducted from interest earnings before distribution is made to the participating agencies' funds.

BOARD OF SUPERVISORS' PRIORITY:

The recommended actions are consistent with the Board's priority of *Delivering Efficient Public Services* by providing transparency and adherence to the law through the issuance of monthly investment reports.

STAFFING IMPACT:

There is no staffing impact associated with the acceptance of the Treasury Pool's January 2023 Monthly Investment Report. Existing Department staff prepares the monthly report.

CONTACT PERSON:

Dolores Sarenana, Assistant Treasurer-Tax Collector Telephone: (209) 525-6400

ATTACHMENT(S):

1. January 2023 Monthly Investment Report



Striving to be the Best

OFFICE OF TREASURER/TAX COLLECTOR

Donna Riley
Treasurer/Tax Collector

PO Box 3052, Modesto, CA 95353-0859
Phone: 209.525.6524 Fax: 209.525-4333

County of Stanislaus Treasury Pool
Monthly Investment Report
January 2023

The Stanislaus County Treasury Pool yield to maturity for January was 1.97%. The Average-Days-to-Maturity at the end of January was 572 days.

With our current cash flow and investment schedule, we will have sufficient cash to meet our historical cash needs for the next six months, through the end of July 2023.

The portfolio has been reviewed by both the Treasurer/Tax Collector and the Assistant Treasurer/Tax Collector for compliance with the investment policy. The US Bank custodial statement has been reviewed by both the Treasurer/Tax Collector and the Assistant Treasurer/Tax Collector for accuracy and completeness. The custodial statement is the source of market valuation for securities held by our custodial agent. All other securities are valued at cost.

The Treasury Monthly Investment Report for January 2023 has been forwarded to the Treasury Oversight Committee members.




Dolores Sarenana, Assistant Treasurer/Tax Collector



Date



Donna Riley, Treasurer/Tax Collector



Date

The County of Stanislaus Board of Supervisors has reviewed and accepted the January 2023 Treasurer's Monthly Investment Report.

Chairman, Board of Supervisors

Date



**STANISLAUS COUNTY
SHORT-TERM INVESTMENT POOL SUMMARY
JANUARY 31, 2023**

CASHFLOW:	JANUARY 2023	YTD FY 2023	JANUARY 2022	YTD FY 2022
BEG. CASH BALANCE	\$ 2,455,925,734.34	\$ 2,194,390,009.89	\$ 1,889,232,635.01	\$ 1,588,704,847.52
RECEIPTS	258,503,932.85	2,344,585,290.06	198,467,085.89	2,087,257,222.10
DISBURSEMENTS	(364,564,380.93)	(2,189,110,013.69)	(297,243,996.02)	(1,885,506,344.74)
ENDING CASH BALANCE	\$ 2,349,865,286.26	\$ 2,349,865,286.26	\$ 1,790,455,724.88	\$ 1,790,455,724.88

INTEREST INCOME:	JANUARY 2023	YTD FY 2023	JANUARY 2022	YTD FY 2022
INTEREST RECEIVED	\$ 2,901,579.42	\$ 10,080,646.47	\$ 1,889,232,635.01	\$ 1,588,704,847.52
TREASURY EXPENSE*	(47,109.23)	(357,480.42)	198,467,085.89	2,087,257,222.10
AUDITOR EXPENSE*	(12,415.38)	(86,907.67)	(297,243,996.02)	(1,885,506,344.74)
NET DISTRIBUTION	\$ 2,842,054.81	\$ 9,636,258.38	\$ 1,790,455,724.88	\$ 1,790,455,724.88

*BASED ON ACTUALS

BALANCE - 01/31/2023	DOLLAR COST	MARKET VALUE	MAX INVEST. AS % OF TOTAL	INVESTMENTS AS % OF TOTAL	MAX DAYS TO MATURE	AVG DAYS TO MATURE	YTM 360 EQUIV.
NEGOTIABLE CERT. OF DEPOSIT	\$ 150,000,000.00	\$ 149,707,000.00	30.00%	6.45%	1,825	171	3.95%
COMMERCIAL PAPER	263,098,333.30	265,679,500.00	40.00%	11.43%	270	116	4.50%
MANAGED POOL - CAMP	245,500,000.00	245,500,000.00		10.56%		1	4.50%
AGENCIES	1,004,135,679.44	934,994,194.37		43.17%	1,825	774	0.78%
TREASURIES	170,111,836.98	160,541,400.00		7.32%	1,825	602	0.56%
MEDIUM TERM NOTES	486,796,413.96	454,860,142.72	30.00%	20.94%	1,825	806	1.67%
MUNICIPAL BONDS	3,000,000.00	2,845,410.00		0.13%		517	0.49%
TOTAL INVESTMENTS	\$ 2,322,642,263.68	\$ 2,214,127,647.09		100.00%		572	1.97%
BOOK CASH BALANCE	27,223,022.58	27,223,022.58					
TOTAL	\$ 2,349,865,286.26	\$ 2,241,350,669.67					

BOOK & BANK BALANCE RECONCILIATION:

ORACLE FMS ENDING BOOK CASH BALANCE	\$ 26,999,839.88
TREASURY DEPOSITS IN TRANSIT (VAULT)	223,182.70
BANK RETURNED CHECKS	
BOOK CASH BALANCE	\$ 27,223,022.58
<u>UNRECORDED BANK ITEMS</u>	
TREASURY/TAXES CREDIT CARD REVENUE	(864,707.99)
TREASURY DEPOSITS IN TRANSIT (CASH/COIN SHIPMENTS)	(81,000.00)
TREASURY CASH ON HAND (VAULT)	(223,182.70)
<u>UNRECORDED BOOK ITEMS</u>	
BANK CREDITS/REVENUE	175,871.97
BANK DEBITS/WITHDRAWALS	(10,779,728.86)
BANK RETURNED CHECKS	
BANK CASH BALANCE	\$ 15,450,275.00

ORACLE FMS TOTAL INVESTMENTS RECONCILIATION:

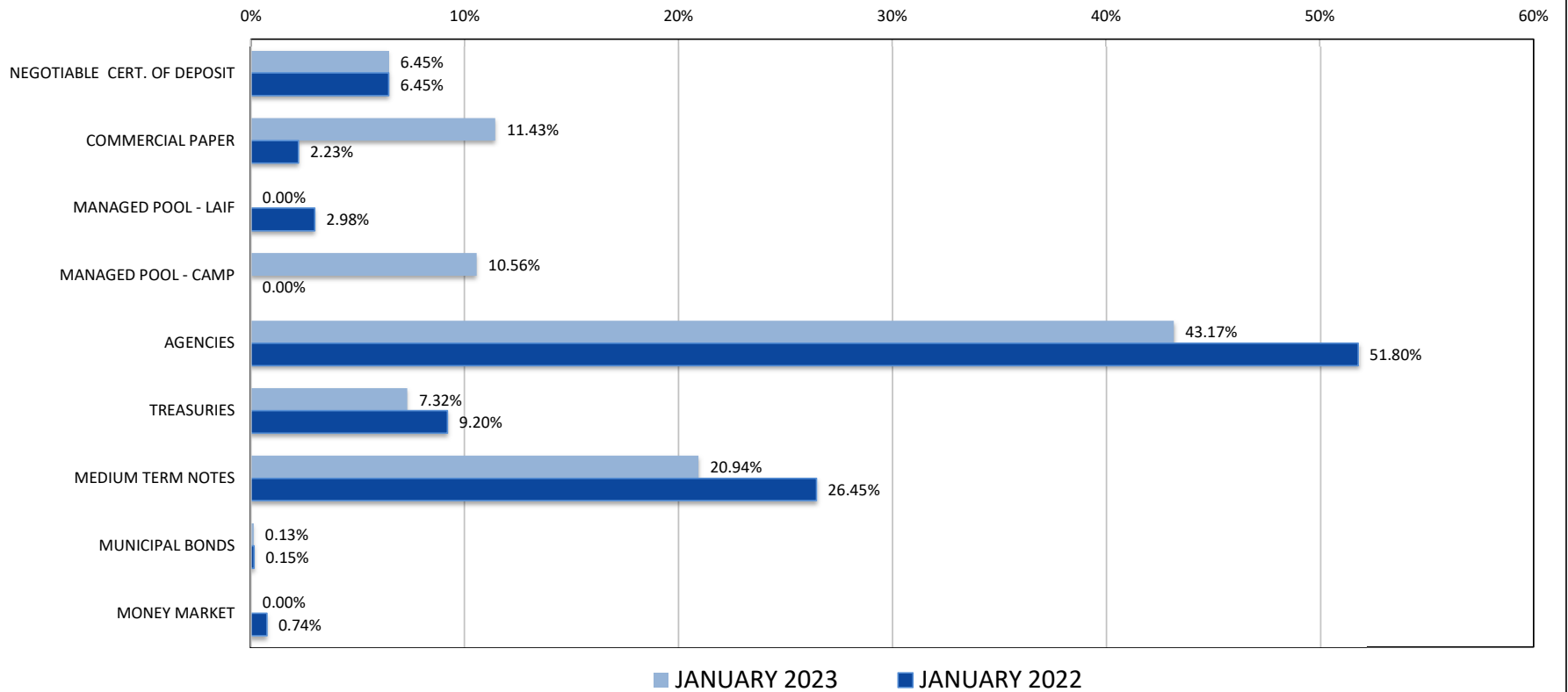
POOLED CASH - ALL FUNDS ON DEPOSIT	\$ 2,300,238,447.55
OUTSTANDING CHECKS/TRANSACTIONS	46,725,259.29
UNDISTRIBUTED YTD INTEREST	2,901,579.42
TOTAL CASH & INVESTMENTS	\$ 2,349,865,286.26

POOLED CASH PARTICIPANT DETAIL

COUNTY	40%	\$ 928,055,074.02
SCHOOL DISTRICTS	57%	1,319,624,793.39
SPECIAL DISTRICTS	2%	52,558,580.14
TOTAL	99%	\$ 2,300,238,447.55

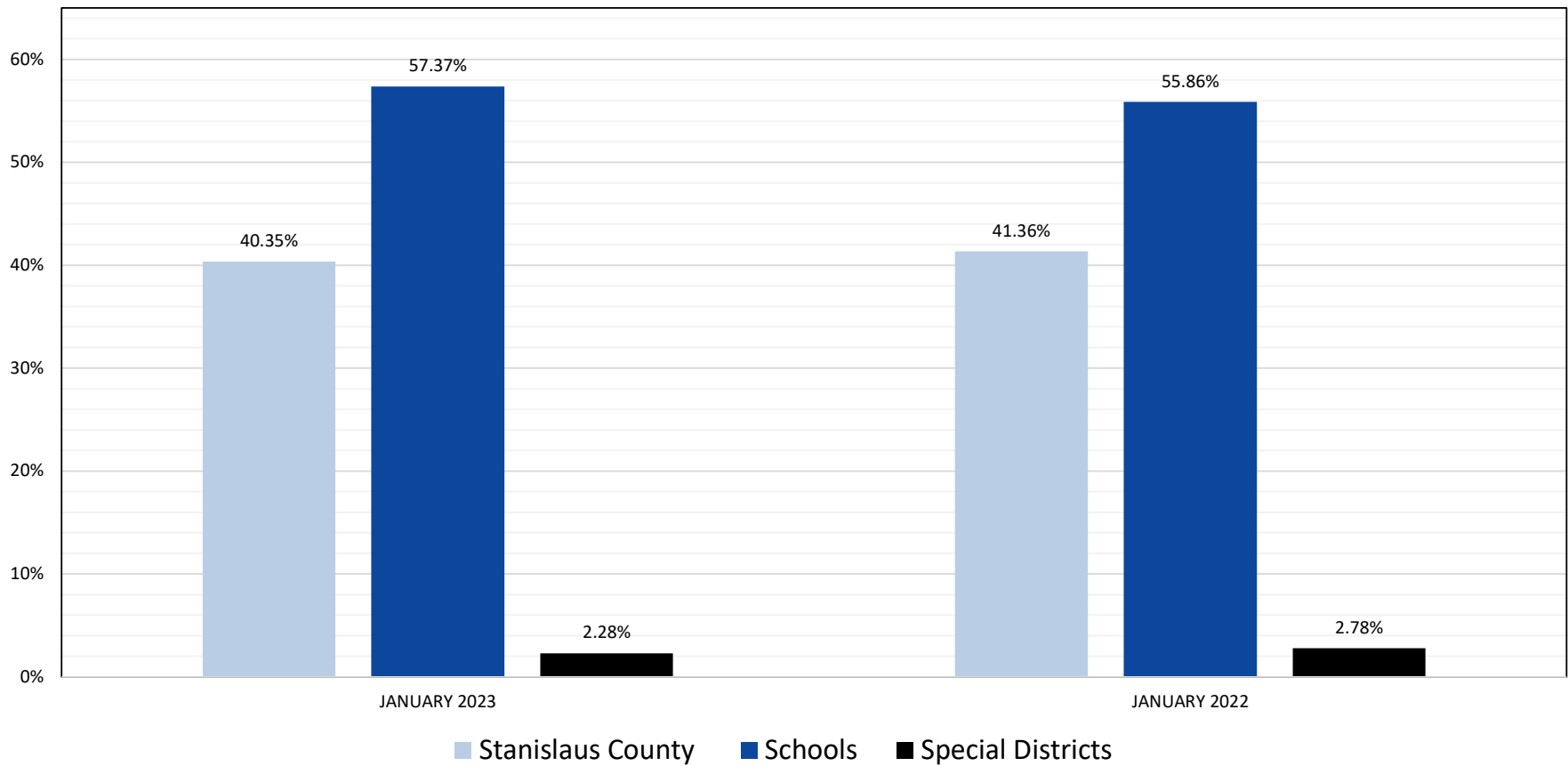


**STANISLAUS COUNTY TREASURY POOL
YEARLY COMPARISON OF ASSET DISTRIBUTION
JANUARY 31, 2023
VS. JANUARY 31, 2022**



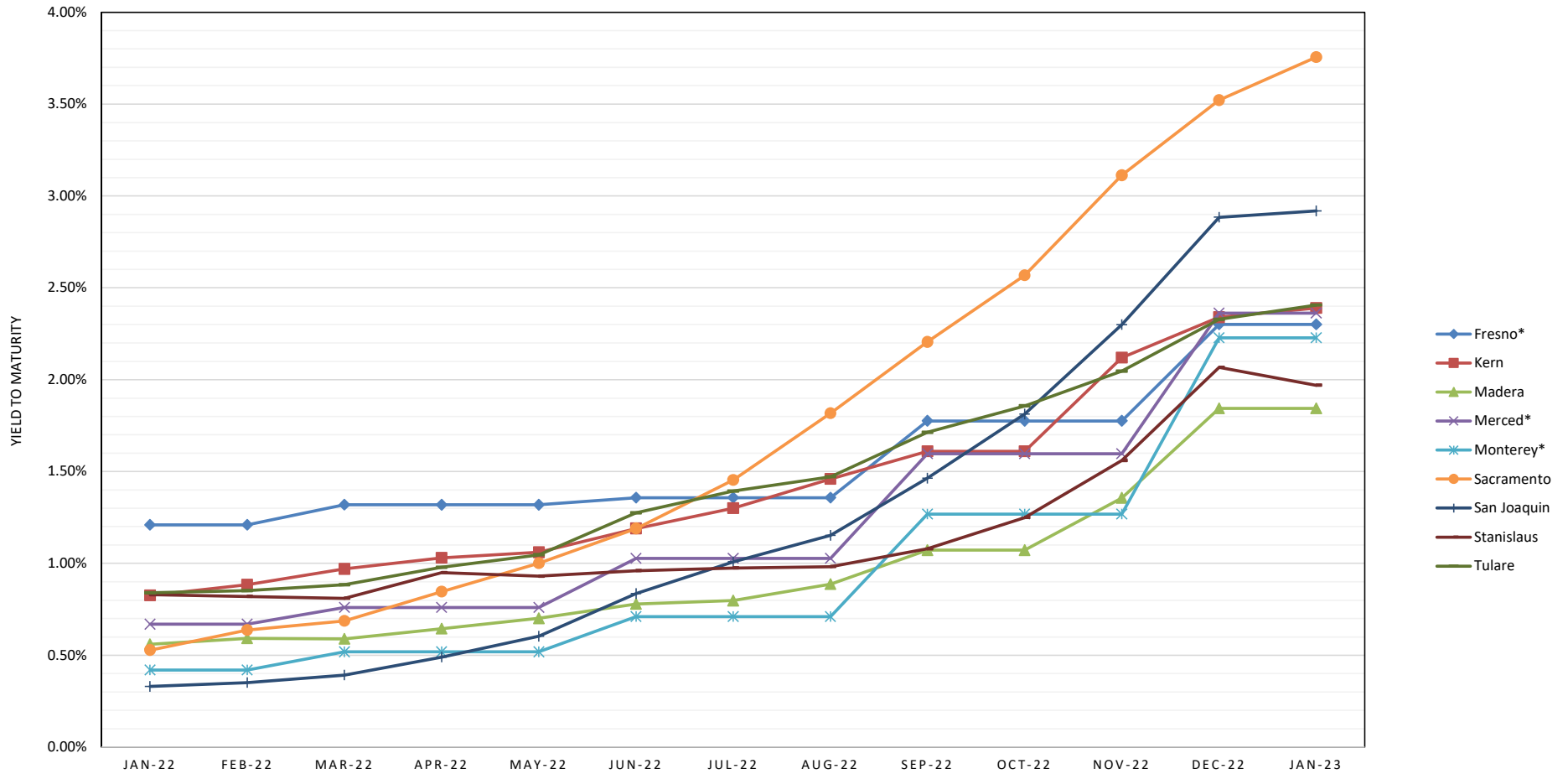


**STANISLAUS COUNTY TREASURY POOL
YEARLY COMPARISON OF PARTICIPANTS
JANUARY 31, 2023
VS. JANUARY 31, 2022**





**STANISLAUS COUNTY TREASURY POOLED INVESTMENTS
COMPARISON OF YIELD TO MATURITY FOR EIGHT COMPARABLE COUNTIES
JANUARY 2022- JANUARY 2023**

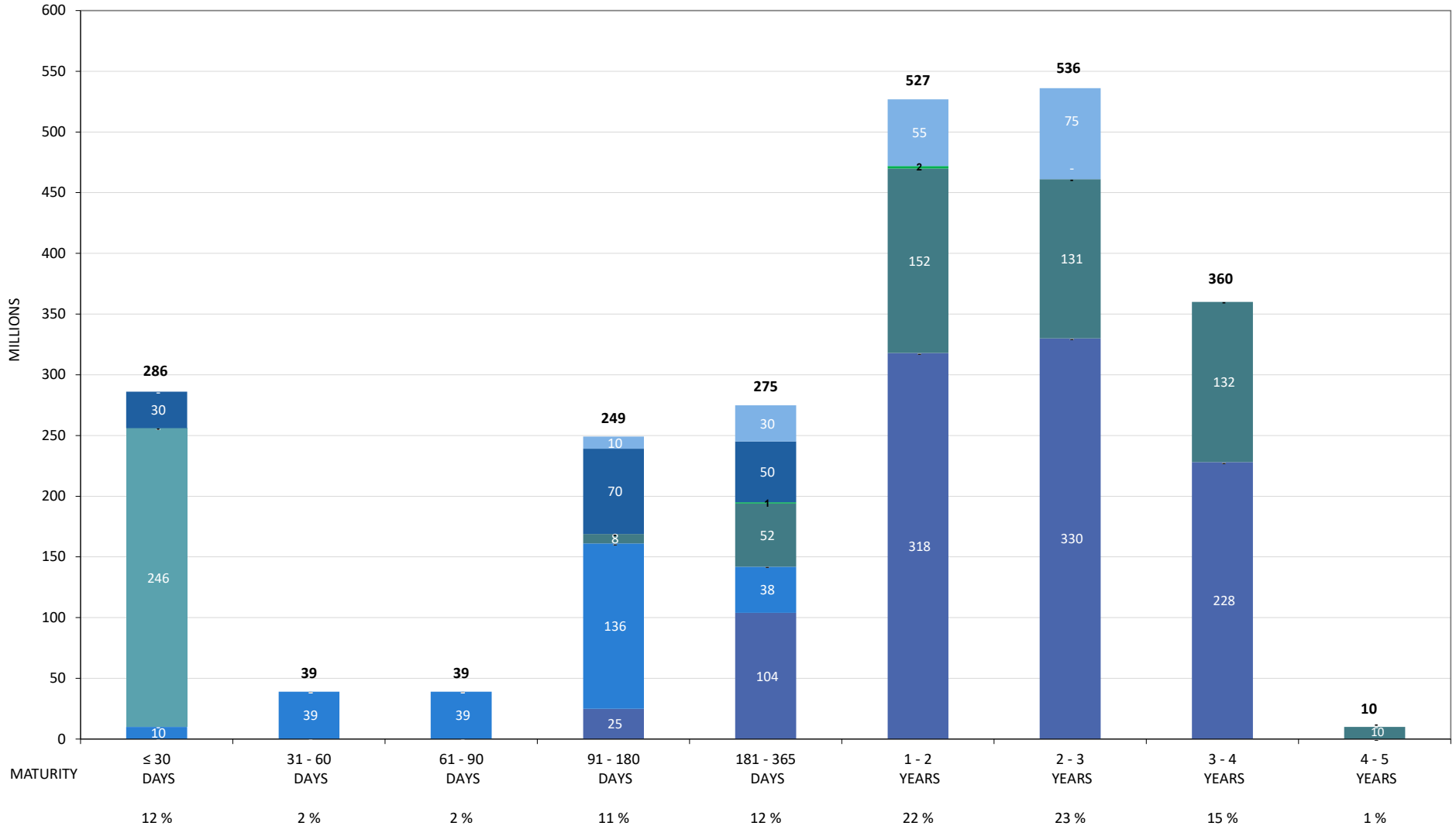


*PUBLISHED QUARTERLY



STANISLAUS COUNTY TREASURY POOL LONG TERM MATURITY DISTRIBUTION JANUARY 31, 2023

- AGENCIES
- COMMERCIAL PAPER
- MANAGED POOL - LAIF
- MANAGED POOL - CAMP
- MONEY MARKET
- MEDIUM TERM NOTES
- MUNICIPAL BONDS
- NEGOTIABLE CERT. OF DEPOSIT
- TREASURIES





**STANISLAUS COUNTY TREASURY POOL
INTEREST ON INVESTMENTS
JANUARY 2023**

DATE	90110/11 CERTIFICATE OF DEPOSIT	90115 COMMERCIAL PAPER	90125 MANAGED FUNDS (LAIF)	90126 MANAGED FUNDS (CAMP)	90130/31 AGENCIES COUP./DISC.	90132/33 TREASURIES COUP./DISC.	90140 MED. TERM NOTES	90145 MUNICIPAL BONDS	90103 JPM CHECKING	SYMPRO TOTAL	ORACLE CLOUD	NOVEMBER JV POSTED IN JAN 2023
1										\$ -	\$ -	-
2										-	-	-
3	141,825.00				70,250.00	56,250.00			9,164.22	277,489.22	277,489.22	-
4				885,923.64						885,923.64	885,923.64	-
5										-	-	-
6										-	-	-
7										-	-	-
8										-	-	-
9					28,750.00		185,000.00			213,750.00	213,750.00	-
10	88,958.33						272,043.75			361,002.08	361,002.08	-
11							1,750.00			1,750.00	1,750.00	-
12							187,500.00			187,500.00	187,500.00	-
13										-	-	-
14										-	-	-
15										-	-	-
16										-	-	-
17			50.53			34,375.00	70,000.00			104,425.53	104,425.53	-
18		157,625.00								157,625.00	157,625.00	-
19										-	-	-
20										-	-	-
21										-	-	-
22										-	-	-
23					62,500.00		83,138.89			145,638.89	145,638.89	-
24							107,768.50			107,768.50	107,768.50	-
25	177,311.11									177,311.11	177,311.11	-
26										-	-	-
27										-	-	-
28										-	-	-
29										-	-	-
30					72,500.00		66,900.00			139,400.00	203,711.13	(64,311.13)
31					(37,297.42)	204,349.91	(89,368.17)			77,684.32	77,684.32	-
TOTAL	\$ 408,094.44	\$ 157,625.00	\$ 50.53	\$ 885,923.64	\$ 196,702.58	\$ 294,974.91	\$ 884,732.97	\$ -	\$ 9,164.22	\$ 2,837,268.29	\$ 2,901,579.42	\$ (64,311.13)



**Stanislaus County Pool FY 2023
Portfolio Management
Portfolio Summary
January 31, 2023**

Investments	Par Value	Market Value	Book Value	% of Portfolio	Term	Days to Maturity	YTM 360 Equiv.
Negotiable CDs	150,000,000.00	149,707,000.00	150,000,000.00	6.45	335	171	3.947
Commercial Paper Disc. -Amortizing	270,000,000.00	265,679,500.00	265,674,716.67	11.43	195	116	4.495
Managed Pool Account - CAMP	245,500,000.00	245,500,000.00	245,500,000.00	10.56	1	1	4.498
Federal Agency Coupon Securities	1,003,649,000.00	934,994,194.37	1,004,135,679.44	43.18	1,506	774	0.783
Treasury Coupon Securities	170,000,000.00	160,541,400.00	170,111,836.98	7.32	1,130	602	0.557
Medium Term Notes	485,378,000.00	454,860,142.72	486,796,413.96	20.94	1,309	806	1.672
Municipal Bonds	3,000,000.00	2,845,410.00	3,000,000.00	0.13	1,426	517	0.492
Investments	2,327,527,000.00	2,214,127,647.09	2,325,218,647.05	100.00%	1,053	572	1.972

Total Earnings	January 31	Month Ending	Fiscal Year To Date
Current Year		4,187,625.09	10,993,459.80
Average Daily Balance		2,385,889,309.82	2,080,543,440.58
Effective Rate of Return		2.07%	0.90%

**Stanislaus County Pool FY 2023
Portfolio Management
Portfolio Details - Investments
January 31, 2023**

CUSIP	Investment #	Issuer	Average Balance	Purchase Date	Par Value	Market Value	Book Value	Stated Rate	YTM 360	YTM 365	Days to Maturity	Maturity Date
Negotiable CDs												
85325VZH6	3902	Standard Chartered Bk NY		04/13/2022	15,000,000.00	14,986,350.00	15,000,000.00	2.040	2.040	2.068	12	02/13/2023
85325VZJ2	3901	Standard Chartered Bk NY		04/13/2022	15,000,000.00	14,977,950.00	15,000,000.00	2.060	2.060	2.089	20	02/21/2023
60710R5L5	3938	Mizuho Bank LTD/NY		11/30/2022	25,000,000.00	25,031,250.00	25,000,000.00	5.220	5.220	5.293	149	06/30/2023
21684LCJ9	3868	Cooperatieve Rabobank UA		12/08/2021	25,000,000.00	24,575,000.00	25,000,000.00	0.700	0.690	0.700	159	07/10/2023
85325VDA5	3945	Standard Chartered Bk NY		12/05/2022	20,000,000.00	20,027,200.00	20,000,000.00	5.340	5.340	5.414	176	07/27/2023
63873QZB3	3958	Natixis Banque Popular NY		12/12/2022	25,000,000.00	25,048,750.00	25,000,000.00	5.490	5.490	5.566	268	10/27/2023
63873QZA5	3959	Natixis Banque Popular NY		12/12/2022	25,000,000.00	25,060,500.00	25,000,000.00	5.550	5.550	5.627	287	11/15/2023
Subtotal and Average			158,387,096.77		150,000,000.00	149,707,000.00	150,000,000.00	3.947	4.002	171		
Commercial Paper Disc. -Amortizing												
63873KP19	3921	Natixis Banque Popular NY		07/07/2022	10,000,000.00	10,000,000.00	10,000,000.00	3.100	3.217	3.262	0	02/01/2023
22533UQ97	3948	Credit Agri CIB		12/09/2022	20,000,000.00	19,906,800.00	19,910,600.00	4.470	4.521	4.583	36	03/09/2023
22533UQD8	3924	Credit Agri CIB		07/07/2022	10,000,000.00	9,948,200.00	9,964,333.33	3.210	3.331	3.378	40	03/13/2023
63873KQT7	3923	Natixis Banque Popular NY		07/07/2022	10,000,000.00	9,930,100.00	9,951,850.00	3.210	3.331	3.378	54	03/27/2023
22533URE5	3941	Credit Agri CIB		12/02/2022	20,000,000.00	19,809,200.00	19,818,000.00	4.550	4.628	4.692	72	04/14/2023
62479MRR6	3943	MUFG Bank LTD/NY		12/05/2022	20,000,000.00	19,780,000.00	19,781,433.33	4.740	0.000	0.000	83	04/25/2023
62479MSN4	3946	MUFG Bank LTD/NY		12/05/2022	20,000,000.00	19,703,000.00	19,703,000.00	4.860	4.973	5.042	110	05/22/2023
22533USW4	3936	Credit Agri CIB		11/30/2022	20,000,000.00	19,681,400.00	19,679,433.33	4.890	5.013	5.083	118	05/30/2023
89233HSX3	3940	Toyota Motor Credit Corp		12/02/2022	20,000,000.00	19,678,800.00	19,674,733.33	4.920	5.044	5.114	119	05/31/2023
63873KT23	3942	Natixis Banque Popular NY		12/05/2022	20,000,000.00	19,668,600.00	19,662,544.45	5.020	5.149	5.220	121	06/02/2023
22533UTP8	3935	Credit Agri CIB		11/21/2022	20,000,000.00	19,611,000.00	19,603,188.89	5.030	5.215	5.287	142	06/23/2023
89233HTV6	3939	Toyota Motor Credit Corp		12/02/2022	20,000,000.00	19,594,600.00	19,588,888.89	5.000	5.200	5.273	148	06/29/2023
22533UUU5	3937	Credit Agri CIB		11/30/2022	20,000,000.00	19,509,400.00	19,506,366.67	5.020	5.237	5.310	177	07/28/2023
63873KVE4	3934	Natixis Banque Popular NY		11/18/2022	20,000,000.00	19,456,800.00	19,442,788.89	5.170	5.402	5.477	194	08/14/2023
63873KW11	3947	Natixis Banque Popular NY		12/06/2022	20,000,000.00	19,401,600.00	19,387,555.56	5.200	5.445	5.521	212	09/01/2023
Subtotal and Average			270,624,791.40		270,000,000.00	265,679,500.00	265,674,716.67	4.495	4.557	116		
Managed Pool Account - LAIF												
SYS61	61	Local Agency Investment Fund			0.00	0.00	0.00	2.080	2.052	2.080	1	
Subtotal and Average			0.00		0.00	0.00	0.00	0.000	0.000	0		
Managed Pool Account - CAMP												
CAMP	62	California Asset Management Pr			245,500,000.00	245,500,000.00	245,500,000.00	4.560	4.498	4.560	1	
Subtotal and Average			292,564,516.13		245,500,000.00	245,500,000.00	245,500,000.00	4.498	4.560	1		

**Stanislaus County Pool FY 2023
Portfolio Management
Portfolio Details - Investments
January 31, 2023**

CUSIP	Investment #	Issuer	Average Balance	Purchase Date	Par Value	Market Value	Book Value	Stated Rate	YTM 360	YTM 365	Days to Maturity	Maturity Date
Federal Agency Coupon Securities												
31422BQP8	3656	Farmer Mac		12/16/2019	25,000,000.00	24,718,250.00	25,000,000.00	1.640	1.618	1.640	135	06/16/2023
3135G05R0	3698	Federal National Mortgage Asso		08/12/2020	10,000,000.00	9,764,800.00	9,998,246.75	0.300	0.329	0.334	190	08/10/2023
3135G05T6	3803	Federal National Mortgage Asso		06/25/2021	15,000,000.00	14,625,450.00	15,005,046.05	0.350	0.284	0.288	198	08/18/2023
3135G0U43	3646	Federal National Mortgage Asso		10/30/2019	15,000,000.00	14,818,650.00	15,106,451.51	2.875	1.653	1.676	223	09/12/2023
3130AK6F8	3724	Federal Home Loan Bank		09/21/2020	10,000,000.00	9,703,700.00	9,998,402.78	0.230	0.252	0.255	232	09/21/2023
3130AK6F8	3725	Federal Home Loan Bank		09/21/2020	5,000,000.00	4,851,850.00	4,999,467.59	0.230	0.243	0.247	232	09/21/2023
3130AKAF3	3730	Federal Home Loan Bank		10/05/2020	14,000,000.00	13,559,840.00	13,995,730.00	0.220	0.262	0.265	246	10/05/2023
3133EK4X1	3650	Federal Farm Credit Bank		11/01/2019	10,000,000.00	9,764,500.00	9,995,743.75	1.600	1.636	1.659	273	11/01/2023
3133ENGW4	3869	Federal Farm Credit Bank		12/13/2021	10,000,000.00	9,641,800.00	9,995,450.00	0.660	0.703	0.713	315	12/13/2023
3133EMN81	3813	Federal Farm Credit Bank		06/30/2021	15,000,000.00	14,392,200.00	14,995,895.44	0.310	0.336	0.340	331	12/29/2023
3134GWSK3	3711	Federal Home Loan Mortgage Co		09/03/2020	15,000,000.00	14,315,100.00	15,000,000.00	0.400	0.395	0.400	390	02/26/2024
3133EL6H2	3716	Federal Farm Credit Bank		09/08/2020	10,000,000.00	9,532,600.00	9,998,435.51	0.360	0.369	0.374	397	03/04/2024
3130ATUQ8	3955	Federal Home Loan Bank		12/12/2022	10,000,000.00	9,992,400.00	10,044,620.06	4.750	4.737	4.803	401	03/08/2024
3130AQB93	3867	Federal Home Loan Bank		12/17/2021	15,000,000.00	14,321,700.00	15,000,000.00	0.880	0.868	0.880	441	04/17/2024
3135GA3C3	3740	Federal National Mortgage Asso		11/17/2020	15,000,000.00	14,181,150.00	15,000,000.00	0.350	0.345	0.350	471	05/17/2024
3135GA4S7	3743	Federal National Mortgage Asso		11/20/2020	5,000,000.00	4,728,600.00	5,000,000.00	0.375	0.370	0.375	471	05/17/2024
3130AKFU5	3744	Federal Home Loan Bank		11/24/2020	17,800,000.00	16,817,084.00	17,796,592.15	0.350	0.360	0.365	478	05/24/2024
3134GXDK7	3746	Federal Home Loan Mortgage Co		11/30/2020	14,400,000.00	13,626,576.00	14,400,000.00	0.325	0.321	0.325	484	05/30/2024
3134GWL64	3717	Federal Home Loan Mortgage Co		09/10/2020	10,000,000.00	9,437,100.00	10,000,000.00	0.400	0.395	0.400	495	06/10/2024
3134GXDL5	3748	Federal Home Loan Mortgage Co		12/10/2020	3,000,000.00	2,837,010.00	3,000,000.00	0.350	0.345	0.350	495	06/10/2024
3134GXDL5	3749	Federal Home Loan Mortgage Co		12/10/2020	6,200,000.00	5,863,154.00	6,200,000.00	0.350	0.345	0.350	495	06/10/2024
3134GXDL5	3750	Federal Home Loan Mortgage Co		12/10/2020	15,800,000.00	14,941,586.00	15,800,000.00	0.350	0.345	0.350	495	06/10/2024
3130A1XJ2	3645	Federal Home Loan Bank		10/25/2019	20,000,000.00	19,523,600.00	20,328,410.67	2.875	1.603	1.625	499	06/14/2024
3133EMAB8	3722	Federal Farm Credit Bank		09/17/2020	10,000,000.00	9,429,500.00	9,998,162.96	0.390	0.398	0.403	502	06/17/2024
31422BE89	3738	Farmer Mac		11/06/2020	10,000,000.00	9,444,300.00	10,014,290.27	0.420	0.312	0.316	504	06/19/2024
3130AMU34	3800	Federal Home Loan Bank		06/24/2021	20,000,000.00	18,830,000.00	19,970,192.59	0.330	0.431	0.437	509	06/24/2024
3134GV3A4	3714	Federal Home Loan Mortgage Co		09/04/2020	8,000,000.00	7,555,920.00	8,005,392.59	0.500	0.446	0.452	516	07/01/2024
3130ALRX4	3872	Federal Home Loan Bank		12/20/2021	11,500,000.00	10,837,945.00	11,441,315.71	0.500	0.848	0.860	523	07/08/2024
3136G4Z71	3710	Federal National Mortgage Asso		09/02/2020	10,000,000.00	9,374,800.00	10,000,000.00	0.450	0.444	0.450	572	08/26/2024
3130AJZH5	3712	Federal Home Loan Bank		09/04/2020	3,000,000.00	2,812,170.00	2,999,703.77	0.450	0.450	0.456	573	08/27/2024
3133EL6V1	3719	Federal Farm Credit Bank		09/14/2020	10,000,000.00	9,358,900.00	9,996,774.37	0.430	0.444	0.450	587	09/10/2024
3130A2UW4	3644	Federal Home Loan Bank		10/25/2019	20,000,000.00	19,482,400.00	20,369,394.54	2.875	1.657	1.680	590	09/13/2024
3130AQD59	3879	Federal Home Loan Bank		12/30/2021	5,000,000.00	4,716,400.00	5,000,907.58	1.000	0.975	0.989	607	09/30/2024
3134GWUX2	3728	Federal Home Loan Mortgage Co		09/30/2020	22,550,000.00	21,047,493.50	22,542,964.87	0.375	0.389	0.394	607	09/30/2024
3133EMCN0	3734	Federal Farm Credit Bank		10/15/2020	5,000,000.00	4,662,250.00	4,996,802.08	0.400	0.432	0.438	622	10/15/2024
3130AKEV4	3877	Federal Home Loan Bank		12/29/2021	5,000,000.00	4,655,700.00	4,948,063.12	0.400	0.987	1.001	642	11/04/2024

Stanislaus County Pool FY 2023
Portfolio Management
Portfolio Details - Investments
January 31, 2023

CUSIP	Investment #	Issuer	Average Balance	Purchase Date	Par Value	Market Value	Book Value	Stated Rate	YTM 360	YTM 365	Days to Maturity	Maturity Date
Federal Agency Coupon Securities												
3133ENGN4	3866	Federal Farm Credit Bank		12/09/2021	15,000,000.00	14,077,500.00	15,000,000.00	0.970	0.957	0.970	677	12/09/2024
3130AMZP0	3816	Federal Home Loan Bank		06/30/2021	15,000,000.00	13,901,850.00	14,997,024.47	0.650	0.651	0.660	758	02/28/2025
3133EMJP8	3754	Federal Farm Credit Bank		12/10/2020	20,000,000.00	18,462,800.00	20,000,000.00	0.490	0.483	0.490	768	03/10/2025
3130AMX80	3818	Federal Home Loan Bank		06/30/2021	4,950,000.00	4,580,532.00	4,950,000.00	0.670	0.661	0.670	786	03/28/2025
3130AN4X5	3820	Federal Home Loan Bank		07/01/2021	15,000,000.00	13,880,100.00	15,000,000.00	0.670	0.661	0.670	790	04/01/2025
31422BYS3	3804	Farmer Mac.		06/25/2021	17,753,000.00	16,441,585.89	17,741,294.19	0.650	0.671	0.680	817	04/28/2025
3133EMH47	3799	Federal Farm Credit Bank		06/24/2021	20,000,000.00	18,360,400.00	19,976,117.32	0.600	0.642	0.651	866	06/16/2025
3135GAAZ4	3757	Federal National Mortgage Asso		12/24/2020	8,000,000.00	7,321,760.00	8,000,000.00	0.500	0.493	0.500	874	06/24/2025
3130AQFX6	3881	Federal Home Loan Bank		12/30/2021	10,500,000.00	9,765,945.00	10,500,000.00	1.180	1.164	1.180	880	06/30/2025
3136G4A86	3688	Federal National Mortgage Asso		07/21/2020	25,000,000.00	22,830,500.00	24,956,736.11	0.500	0.563	0.571	901	07/21/2025
3133ELZ80	3693	Federal Farm Credit Bank		07/29/2020	25,000,000.00	22,862,750.00	25,000,000.00	0.580	0.572	0.580	909	07/29/2025
3133EL2S2	3694	Federal Farm Credit Bank		08/04/2020	10,000,000.00	9,163,900.00	10,000,000.00	0.670	0.661	0.670	915	08/04/2025
3134GWJW7	3695	Federal Home Loan Mortgage Co		08/04/2020	15,000,000.00	13,703,550.00	15,000,000.00	0.550	0.542	0.550	915	08/04/2025
3136G4Q48	3702	Federal National Mortgage Asso		08/19/2020	10,000,000.00	9,137,200.00	9,994,900.00	0.600	0.612	0.620	930	08/19/2025
3136G4M34	3703	Federal National Mortgage Asso		08/19/2020	5,000,000.00	4,550,750.00	5,000,000.00	0.450	0.444	0.450	930	08/19/2025
3133EL4W1	3715	Federal Farm Credit Bank		09/04/2020	10,000,000.00	9,135,700.00	9,997,420.44	0.610	0.612	0.620	936	08/25/2025
3135G05X7	3708	Federal National Mortgage Asso		08/27/2020	10,000,000.00	9,112,800.00	9,975,949.28	0.375	0.463	0.470	936	08/25/2025
3136G4X57	3713	Federal National Mortgage Asso		09/04/2020	7,441,000.00	6,800,553.13	7,441,000.00	0.625	0.616	0.625	936	08/25/2025
3130AJZ36	3707	Federal Home Loan Bank		08/27/2020	10,000,000.00	9,132,000.00	9,994,855.56	0.600	0.612	0.620	938	08/27/2025
3130ANW48	3831	Federal Home Loan Bank		08/30/2021	15,000,000.00	13,744,800.00	15,000,000.00	0.730	0.720	0.730	938	08/27/2025
3136G4N33	3704	Federal National Mortgage Asso		08/27/2020	5,000,000.00	4,554,000.00	5,000,000.00	0.500	0.528	0.536	938	08/27/2025
3136G4S87	3705	Federal National Mortgage Asso		08/27/2020	5,000,000.00	4,572,000.00	5,000,000.00	0.650	0.641	0.650	938	08/27/2025
3130AK4T0	3718	Federal Home Loan Bank		09/11/2020	5,000,000.00	4,557,600.00	4,997,388.89	0.580	0.592	0.600	953	09/11/2025
3134GWL38	3721	Federal Home Loan Mortgage Co		09/15/2020	15,000,000.00	13,654,350.00	15,000,000.00	0.540	0.533	0.540	957	09/15/2025
3133EMBJ0	3729	Federal Farm Credit Bank		10/01/2020	5,000,000.00	4,545,200.00	4,997,335.93	0.530	0.543	0.550	971	09/29/2025
3134GWY91	3733	Federal Home Loan Mortgage Co		10/15/2020	5,000,000.00	4,544,550.00	5,000,000.00	0.570	0.562	0.570	987	10/15/2025
3133EMEC2	3739	Federal Farm Credit Bank		11/09/2020	10,000,000.00	9,074,100.00	9,990,371.56	0.530	0.558	0.566	994	10/22/2025
31422B2J8	3735	Farmer Mac		10/29/2020	5,000,000.00	4,555,750.00	4,999,670.67	0.500	0.496	0.502	1,001	10/29/2025
3135GA2Z3	3741	Federal National Mortgage Asso		11/17/2020	5,000,000.00	4,519,900.00	4,996,506.94	0.560	0.577	0.585	1,020	11/17/2025
3130AP3H6	3837	Federal Home Loan Bank		09/28/2021	11,150,000.00	10,126,764.50	11,119,761.20	0.750	0.836	0.848	1,031	11/28/2025
3130ALYU2	3787	Federal Home Loan Bank		04/28/2021	10,000,000.00	9,117,700.00	10,000,000.00	1.000	0.986	1.000	1,092	01/28/2026
3130ALCV4	3783	Federal Home Loan Bank		04/13/2021	10,000,000.00	9,010,000.00	9,943,306.68	0.750	0.927	0.940	1,119	02/24/2026
3130ANW22	3832	Federal Home Loan Bank		08/30/2021	15,000,000.00	13,556,250.00	15,000,000.00	0.850	0.838	0.850	1,120	02/25/2026
3130AKZP4	3773	Federal Home Loan Bank		02/26/2021	15,000,000.00	13,449,300.00	15,000,000.00	0.600	0.592	0.600	1,121	02/26/2026
3130APE35	3840	Federal Home Loan Bank		09/30/2021	15,000,000.00	13,613,550.00	15,000,000.00	1.000	0.986	1.000	1,153	03/30/2026
3130AM2J0	3789	Federal Home Loan Bank		04/28/2021	10,000,000.00	9,069,100.00	10,000,000.00	1.050	1.036	1.050	1,182	04/28/2026

**Stanislaus County Pool FY 2023
Portfolio Management
Portfolio Details - Investments
January 31, 2023**

CUSIP	Investment #	Issuer	Average Balance	Purchase Date	Par Value	Market Value	Book Value	Stated Rate	YTM 360	YTM 365	Days to Maturity	Maturity Date
Federal Agency Coupon Securities												
3130ALZQ0	3790	Federal Home Loan Bank		04/28/2021	10,000,000.00	9,155,500.00	10,000,000.00	1.250	1.011	1.025	1,182	04/28/2026
3130AM6U1	3791	Federal Home Loan Bank		04/28/2021	10,000,000.00	9,115,200.00	10,000,000.00	0.625	0.982	0.996	1,182	04/28/2026
3130AMKN1	3795	Federal Home Loan Bank		05/27/2021	18,600,000.00	17,048,760.00	18,600,000.00	0.750	0.690	0.700	1,211	05/27/2026
3130AN4T4	3829	Federal Home Loan Bank		08/27/2021	10,000,000.00	9,052,600.00	10,021,060.87	0.875	0.800	0.811	1,227	06/12/2026
3130ANG95	3823	Federal Home Loan Bank		08/24/2021	8,540,000.00	7,729,297.80	8,540,000.00	0.500	1.007	1.021	1,300	08/24/2026
3130ANVS6	3830	Federal Home Loan Bank		08/30/2021	25,000,000.00	22,435,250.00	25,000,000.00	1.000	0.986	1.000	1,302	08/26/2026
3130ANW97	3833	Federal Home Loan Bank		08/30/2021	15,000,000.00	13,529,400.00	15,000,000.00	0.500	0.951	0.964	1,304	08/28/2026
3133EM3Y6	3834	Federal Farm Credit Bank		09/01/2021	15,000,000.00	13,434,000.00	15,000,000.00	0.930	0.917	0.930	1,308	09/01/2026
3130ANWH9	3838	Federal Home Loan Bank		09/28/2021	3,500,000.00	3,148,950.00	3,497,522.62	1.080	1.085	1.100	1,322	09/15/2026
3130APCH6	3839	Federal Home Loan Bank		09/29/2021	15,000,000.00	13,505,550.00	15,000,000.00	1.125	1.110	1.125	1,336	09/29/2026
3133ENDC1	3848	Federal Farm Credit Bank		11/03/2021	10,000,000.00	9,077,600.00	10,000,000.00	1.330	1.312	1.330	1,371	11/03/2026
3133ENDC1	3857	Federal Farm Credit Bank		11/03/2021	10,000,000.00	9,077,600.00	10,000,000.00	1.330	1.312	1.330	1,371	11/03/2026
3130APV51	3861	Federal Home Loan Bank		11/30/2021	6,965,000.00	6,422,217.55	6,965,000.00	1.000	1.941	1.968	1,392	11/24/2026
3130AQ3T8	3860	Federal Home Loan Bank		12/23/2021	5,000,000.00	4,608,700.00	5,000,000.00	1.250	1.618	1.641	1,421	12/23/2026
Subtotal and Average			1,004,153,129.46		1,003,649,000.00	934,994,194.37	1,004,135,679.44		0.783	0.794	774	
Treasury Coupon Securities												
912828ZY9	3884	U S Treasury Securities		12/30/2021	10,000,000.00	9,792,600.00	9,979,139.79	0.125	0.583	0.591	164	07/15/2023
91282CCN9	3862	U S Treasury Securities		12/07/2021	15,000,000.00	14,660,100.00	14,972,730.45	0.125	0.488	0.495	180	07/31/2023
912828T26	3801	U S Treasury Securities		06/24/2021	15,000,000.00	14,667,750.00	15,108,466.37	1.375	0.271	0.275	241	09/30/2023
91282CBV2	3814	U S Treasury Securities		06/30/2021	15,000,000.00	14,256,450.00	14,995,519.62	0.375	0.395	0.400	439	04/15/2024
91282CCG4	3802	U S Treasury Securities		06/24/2021	15,000,000.00	14,148,000.00	14,959,302.41	0.250	0.444	0.450	500	06/15/2024
91282CCL3	3841	U S Treasury Securities		10/01/2021	15,000,000.00	14,135,700.00	14,981,391.59	0.375	0.455	0.461	530	07/15/2024
9128282N9	3883	U S Treasury Securities		12/30/2021	10,000,000.00	9,658,200.00	10,185,943.30	2.125	0.854	0.866	546	07/31/2024
912828Z52	3811	U S Treasury Securities		06/30/2021	15,000,000.00	14,199,600.00	15,233,606.26	1.375	0.578	0.586	730	01/31/2025
912828ZC7	3812	U S Treasury Securities		06/30/2021	15,000,000.00	14,104,650.00	15,160,872.45	1.125	0.594	0.602	758	02/28/2025
912828ZT0	3828	U S Treasury Securities		08/27/2021	15,000,000.00	13,744,950.00	14,871,951.53	0.250	0.613	0.622	850	05/31/2025
91282CBC4	3817	U S Treasury Securities		06/30/2021	15,000,000.00	13,586,700.00	14,818,085.11	0.375	0.789	0.800	1,064	12/31/2025
91282CBC4	3827	U S Treasury Securities		08/27/2021	15,000,000.00	13,586,700.00	14,844,828.10	0.375	0.727	0.737	1,064	12/31/2025
Subtotal and Average			170,118,587.02		170,000,000.00	160,541,400.00	170,111,836.98		0.557	0.564	602	
Medium Term Notes												
857477AL7	3763	State Street Corp		01/13/2021	2,734,000.00	2,719,837.88	2,756,017.47	3.100	0.296	0.300	103	05/15/2023
06053FAA7	3777	Bank of America Corp		04/01/2021	5,257,000.00	5,242,911.24	5,347,007.16	4.100	0.504	0.511	173	07/24/2023
06406RAJ6	3806	Bank of New York Mellon Corp		06/28/2021	10,000,000.00	9,929,800.00	10,166,243.77	3.450	0.285	0.289	191	08/11/2023
89236THF5	3699	Toyota Motor Credit Corp		08/14/2020	5,000,000.00	4,885,900.00	5,000,504.84	0.500	0.474	0.481	194	08/14/2023

**Stanislaus County Pool FY 2023
Portfolio Management
Portfolio Details - Investments
January 31, 2023**

CUSIP	Investment #	Issuer	Average Balance	Purchase Date	Par Value	Market Value	Book Value	Stated Rate	YTM 360	YTM 365	Days to Maturity	Maturity Date
Medium Term Notes												
14913R2F3	3720	Caterpillar Financial Service		09/14/2020	5,000,000.00	4,872,050.00	5,000,980.79	0.450	0.412	0.418	225	09/14/2023
14912L5X5	3776	Caterpillar Financial Service		04/01/2021	5,000,000.00	4,955,450.00	5,135,846.85	3.750	0.386	0.392	296	11/24/2023
24422EUR8	3709	John Deere		08/28/2020	11,075,000.00	10,935,676.50	11,371,076.06	3.450	0.571	0.579	343	01/10/2024
24422EUR8	3844	John Deere		10/21/2021	3,500,000.00	3,455,970.00	3,592,751.93	3.450	0.604	0.612	343	01/10/2024
89236THU2	3956	Toyota Motor Credit Corp		12/13/2022	5,000,000.00	4,799,550.00	4,803,842.78	0.450	4.695	4.760	344	01/11/2024
17325FAS7	3950	Citibank, N.A.,		12/12/2022	20,000,000.00	19,788,400.00	19,790,204.49	3.650	4.695	4.761	356	01/23/2024
91159HHV5	3764	US Bank NA		01/13/2021	2,500,000.00	2,463,075.00	2,566,698.25	3.375	0.538	0.546	369	02/05/2024
91159HHV5	3954	US Bank NA		12/12/2022	2,495,000.00	2,458,148.85	2,492,921.57	3.375	4.618	4.682	369	02/05/2024
459200HU8	3951	International Business Machine		12/12/2022	8,611,000.00	8,495,784.82	8,621,871.38	3.625	4.648	4.712	376	02/12/2024
48133PCS0	3960	JP Morgan Chase Bank		12/13/2022	15,000,000.00	15,006,450.00	15,000,000.00	5.050	4.987	5.056	377	02/13/2024
02665WBP5	3952	American Honda Finance		12/12/2022	2,131,000.00	2,088,102.97	2,112,087.60	2.900	4.651	4.715	380	02/16/2024
713448CM8	3957	Pepsico		12/13/2022	10,000,000.00	9,910,900.00	9,989,363.01	3.600	4.613	4.677	394	03/01/2024
24422EUX5	3793	John Deere		04/22/2021	7,000,000.00	6,850,690.00	7,166,909.22	2.600	0.411	0.417	400	03/07/2024
20826FAT3	3953	ConocoPhillips Company		12/12/2022	4,138,000.00	4,022,136.00	4,045,486.29	2.125	4.693	4.758	401	03/08/2024
89236TJX4	3891	Toyota Motor Credit Corp		04/04/2022	9,000,000.00	8,785,350.00	9,005,956.02	2.500	2.407	2.440	415	03/22/2024
06406RAS6	3949	Bank of New York Mellon Corp		12/12/2022	6,000,000.00	5,700,900.00	5,705,177.07	0.500	4.641	4.705	450	04/26/2024
48133DE55	3913	JP Morgan Chase Bank		04/29/2022	5,000,000.00	4,802,000.00	5,000,000.00	3.125	3.082	3.125	453	04/29/2024
46625HJX9	3774	JP Morgan Chase Bank		04/01/2021	2,047,000.00	2,026,877.99	2,124,123.74	3.625	0.645	0.654	467	05/13/2024
04636NAC7	3875	Astrazeneca Finance LLC		12/23/2021	10,000,000.00	9,496,900.00	9,956,933.71	0.700	1.016	1.030	482	05/28/2024
91159HHX1	3727	US Bank NA		09/25/2020	5,575,000.00	5,396,934.50	5,727,090.43	2.400	0.548	0.556	545	07/30/2024
69371RQ25	3890	PACCAR Financial Corp		04/01/2022	6,870,000.00	6,602,757.00	6,822,982.33	2.150	2.575	2.611	561	08/15/2024
30231GBC5	3792	Exxon Mobil Corporation		04/22/2021	10,000,000.00	9,642,300.00	10,212,889.45	2.019	0.613	0.622	562	08/16/2024
06406RAL1	3775	Bank of New York Mellon Corp		04/01/2021	12,000,000.00	11,515,200.00	12,304,750.43	2.100	0.606	0.614	631	10/24/2024
14913Q3B3	3805	Caterpillar Financial Service		06/28/2021	20,000,000.00	19,223,200.00	20,509,810.58	2.150	0.681	0.690	646	11/08/2024
06048WQ52	3880	Bank of America Corp		12/30/2021	4,305,000.00	3,990,476.70	4,294,229.25	1.100	1.224	1.241	662	11/24/2024
21688AAS1	3894	Rabobank		04/06/2022	3,000,000.00	2,820,660.00	2,908,757.29	1.375	2.978	3.019	709	01/10/2025
24422EWB1	3900	John Deere		04/14/2022	10,000,000.00	9,532,100.00	10,000,000.00	2.125	2.096	2.125	765	03/07/2025
91159HHZ6	3767	US Bank NA		01/13/2021	3,753,000.00	3,511,381.86	3,816,643.81	1.450	0.671	0.680	831	05/12/2025
17330FVU2	3914	Citigroup Global Markets		05/27/2022	10,000,000.00	9,655,700.00	10,000,000.00	4.050	3.995	4.050	844	05/25/2025
69353REQ7	3766	PNC Bank NA		01/13/2021	6,450,000.00	6,264,562.50	6,807,555.19	3.250	0.777	0.788	851	06/01/2025
02079KAH0	3700	Alphabet Inc (Google)		08/17/2020	5,000,000.00	4,560,250.00	4,997,483.70	0.450	0.464	0.470	926	08/15/2025
478160CN2	3794	Johnson & Johnson		04/26/2021	10,000,000.00	9,142,700.00	9,957,332.91	0.550	0.796	0.807	943	09/01/2025
478160CN2	3836	Johnson & Johnson		09/08/2021	4,755,000.00	4,347,353.85	4,737,471.87	0.550	0.685	0.695	943	09/01/2025
48128GX54	3736	JP Morgan Chase Bank		10/30/2020	5,000,000.00	4,425,750.00	5,000,000.00	0.750	0.739	0.749	1,002	10/30/2025
06048WK41	3745	Bank of America		11/25/2020	25,000,000.00	22,213,750.00	25,000,000.00	0.850	0.759	0.770	1,028	11/25/2025
89236THW8	3770	Toyota Motor Credit Corp		01/13/2021	10,000,000.00	9,044,800.00	9,998,562.63	0.800	0.794	0.805	1,073	01/09/2026

**Stanislaus County Pool FY 2023
Portfolio Management
Portfolio Details - Investments
January 31, 2023**

CUSIP	Investment #	Issuer	Average Balance	Purchase Date	Par Value	Market Value	Book Value	Stated Rate	YTM 360	YTM 365	Days to Maturity	Maturity Date
Medium Term Notes												
89236THW8	3784	Toyota Motor Credit Corp		04/14/2021	15,000,000.00	13,567,200.00	14,888,481.84	0.800	1.045	1.060	1,073	01/09/2026
24422EVK2	3771	John Deere		01/15/2021	5,000,000.00	4,500,350.00	4,993,048.53	0.700	0.738	0.748	1,079	01/15/2026
24422EVK2	3858	John Deere		11/24/2021	15,000,000.00	13,501,050.00	14,685,938.03	0.700	1.412	1.432	1,079	01/15/2026
037833EB2	3772	Apple Inc		02/08/2021	15,000,000.00	13,515,150.00	14,998,197.39	0.700	0.694	0.704	1,103	02/08/2026
037833EB2	3786	Apple Inc		04/14/2021	7,899,000.00	7,117,077.99	7,829,280.35	0.700	0.986	1.000	1,103	02/08/2026
74460WAA5	3871	Public Storage		12/21/2021	10,000,000.00	9,019,400.00	9,856,564.44	0.875	1.343	1.362	1,110	02/15/2026
808513BF1	3785	Charles Schwab Corp		04/14/2021	19,283,000.00	17,263,877.07	19,183,876.43	0.900	1.003	1.017	1,134	03/11/2026
89236TJK2	3842	Toyota Motor Credit Corp		10/04/2021	25,000,000.00	22,425,500.00	24,928,768.77	1.125	1.195	1.212	1,233	06/18/2026
63254AAS7	3843	National Australia Bank/NY		10/21/2021	15,000,000.00	13,991,850.00	15,576,616.31	2.500	1.327	1.345	1,257	07/12/2026
06048WN22	3824	Bank of America Corp		08/26/2021	15,000,000.00	13,030,050.00	15,000,000.00	1.250	1.233	1.250	1,302	08/26/2026
48128G4X5	3825	JP Morgan Chase Bank		08/30/2021	15,000,000.00	13,035,900.00	15,000,000.00	1.200	1.184	1.200	1,304	08/28/2026
14913R2U0	3885	Caterpillar Financial Service		01/10/2022	5,000,000.00	4,589,200.00	5,004,334.54	1.700	1.654	1.677	1,437	01/08/2027
14913R2U0	3886	Caterpillar Financial Service		01/10/2022	5,000,000.00	4,589,200.00	5,003,743.46	1.700	1.657	1.680	1,437	01/08/2027
06048WS84	3887	Bank of America Corp		03/02/2022	10,000,000.00	9,131,600.00	10,000,000.00	2.750	2.712	2.750	1,490	03/02/2027
Subtotal and Average			487,041,189.03		485,378,000.00	454,860,142.72	486,796,413.96		1.672	1.695	806	
Municipal Bonds												
13067WRA2	3697	CA St. Dept. of Water Resource		08/06/2020	1,250,000.00	1,209,562.50	1,250,000.00	0.414	0.408	0.414	303	12/01/2023
13067WRB0	3696	CA St. Dept. of Water Resource		08/06/2020	1,750,000.00	1,635,847.50	1,750,000.00	0.560	0.552	0.560	669	12/01/2024
Subtotal and Average			3,000,000.00		3,000,000.00	2,845,410.00	3,000,000.00		0.492	0.499	517	
Total and Average			2,385,889,309.82		2,327,527,000.00	2,214,127,647.09	2,325,218,647.05		1.972	2.000	572	

**Stanislaus County Pool FY 2023
Portfolio Management
Activity By Type
January 1, 2023 through January 31, 2023**

CUSIP	Investment #	Issuer	Stated Rate	Transaction Date	Purchases or Deposits	Redemptions or Withdrawals	Balance
Negotiable CDs							
78012U4U6	3888	Royal Bank of Canada	1.830	01/03/2023	0.00	10,000,000.00	
89115B4A5	3918	Toronto Dominion Bank NY	3.160	01/25/2023	0.00	10,000,000.00	
Subtotal					0.00	20,000,000.00	150,000,000.00
Commercial Paper Disc. -Amortizing							
62479MNJ8	3919	MUFG Bank LTD/NY	2.910	01/18/2023	0.00	10,000,000.00	
Subtotal					0.00	10,000,000.00	265,674,716.67
Managed Pool Account - LAIF (Monthly Summary)							
Subtotal							0.00
Managed Pool Account - CAMP (Monthly Summary)							
CAMP	62	California Asset Management Pr	4.560		111,000,000.00	203,000,000.00	
Subtotal					111,000,000.00	203,000,000.00	245,500,000.00
Federal Agency Coupon Securities							
Subtotal							1,004,135,679.44
Treasury Coupon Securities							
Subtotal							170,111,836.98
Medium Term Notes							
Subtotal							486,796,413.96
Municipal Bonds							
Subtotal							3,000,000.00
Total					111,000,000.00	233,000,000.00	2,325,218,647.05