

## Vision

...a county that is respected for its service in the community and is known as the best in America.

## Priorities

The Stanislaus County Board of Supervisors is committed to providing excellent community services and we charge the organization to effectively manage public resources, encourage innovation and continuously improve business efficiencies.

In collaboration with public and private partnerships we strive for:

- **A safe community**
- **A healthy community**
- **A strong local economy**
- **Effective partnerships**
- **A strong agricultural economy/heritage**
- **A well-planned infrastructure system**
- **Efficient delivery of public services**

## Mission

Stanislaus County serves the public interest by promoting public health, safety, welfare, and the local economy in an efficient cost-effective manner.

## Values

Trustworthiness...acting with honesty, integrity, loyalty, and keeping our promises

Respect... treating everyone with dignity

Responsibility...being accountable for our actions and pursuing excellence

Fairness...treating other with impartiality and equity


Caring...showing concern for the well-being of others

Citizenship...obeying laws and regulation and caring about our community

## Stanislaus County, California



Striving to be the Best



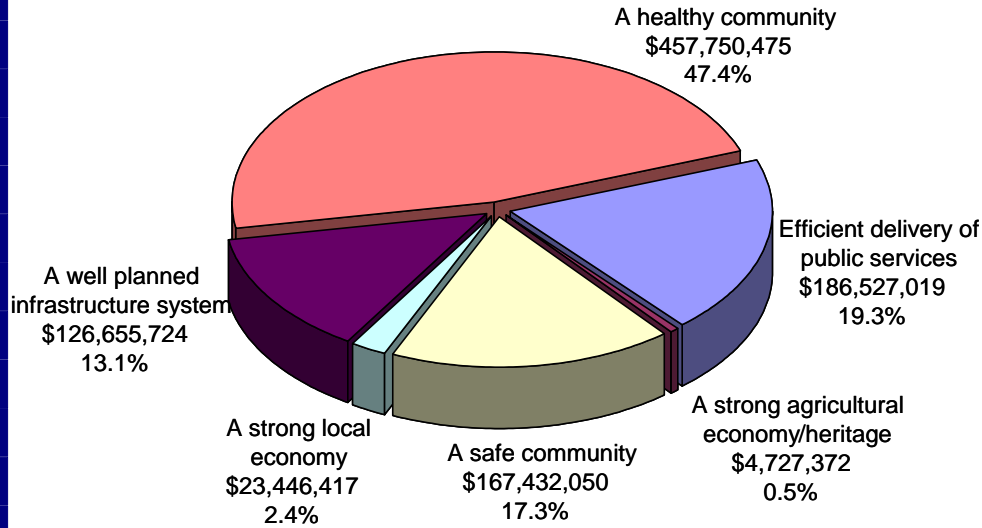
## Final Budget At a Glance 2008-2009

### BOARD OF SUPERVISORS

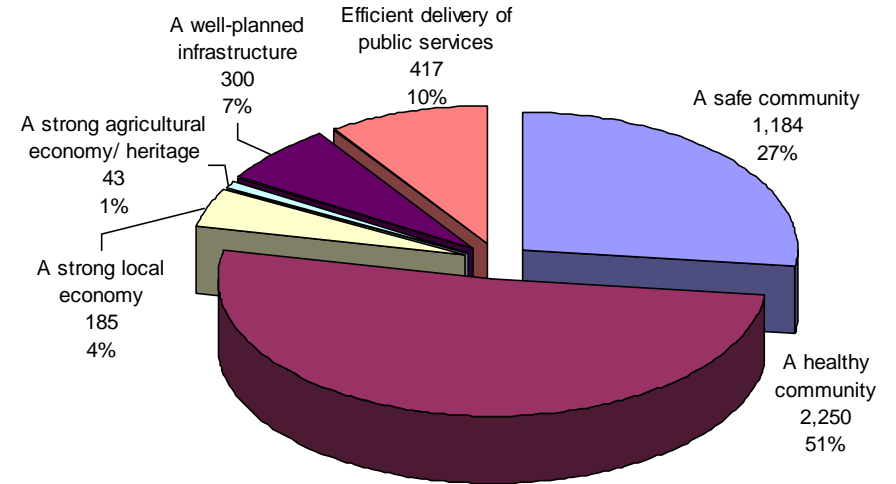
Thomas Mayfield, Chairman  
William O'Brien  
Jeff Grover  
Dick Monteith  
Jim DeMartini

Submitted by  
Chief Executive Officer  
Richard W. Robinson

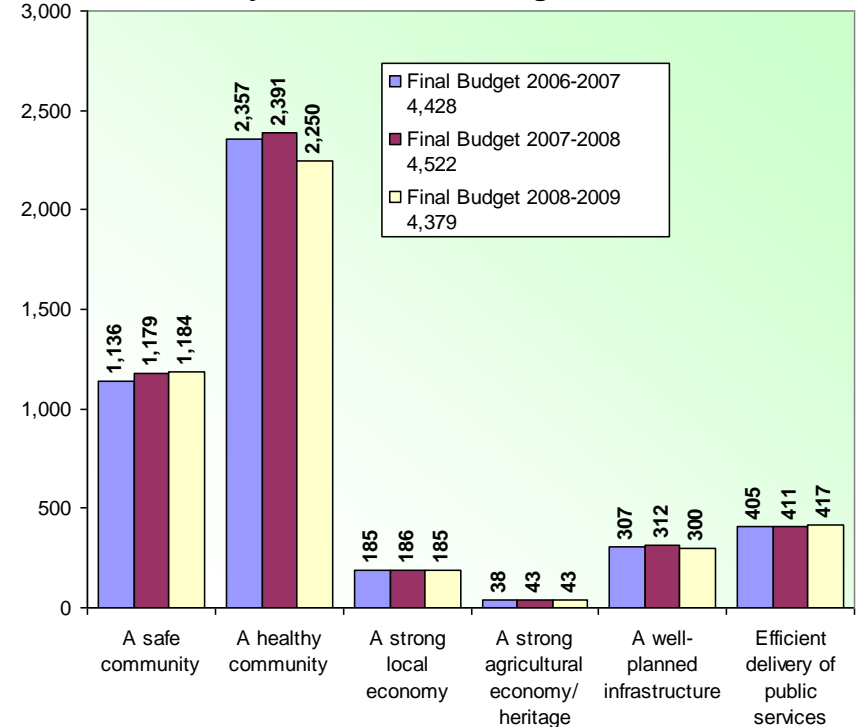
**Fiscal Year 2008-2009  
Final Budget Appropriations  
by Board Priority**



**Total Staffing by Board Priority  
Final Budget 2008-2009**



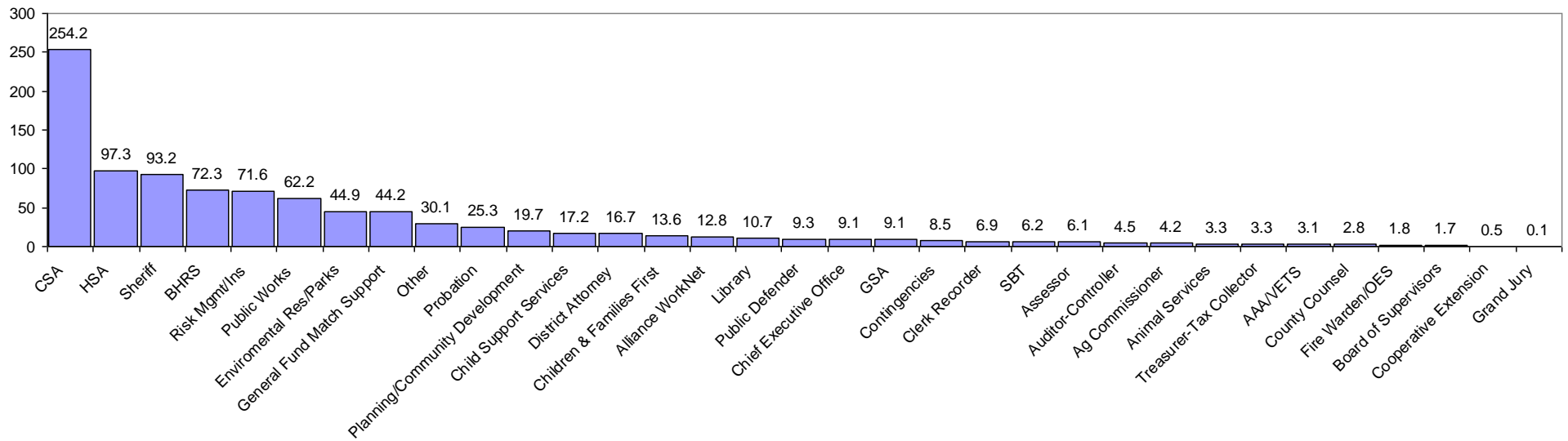
**Total Staffing by Board Priority  
Fiscal year 2006-2007 through 2008-2009**



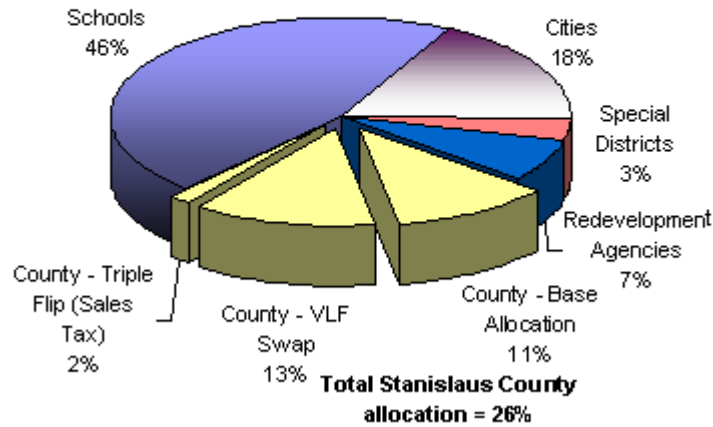
Fund Type	Final Budget 2007-2008	Final Budget 2008-2009	Percent Difference
General	\$ 278,815,789	\$ 269,168,089	-3.46%
Special Revenue	505,473,421	513,677,838	1.62%
Capital Projects	13,555,354	12,923,141	-4.66%
Enterprise	72,654,581	83,462,683	14.88%
Internal Service	75,228,977	87,307,306	16.06%
<b>Total</b>	<b>\$ 945,728,122</b>	<b>\$ 966,539,057</b>	<b>2.20%</b>

## Final Budget Expenditures by Department

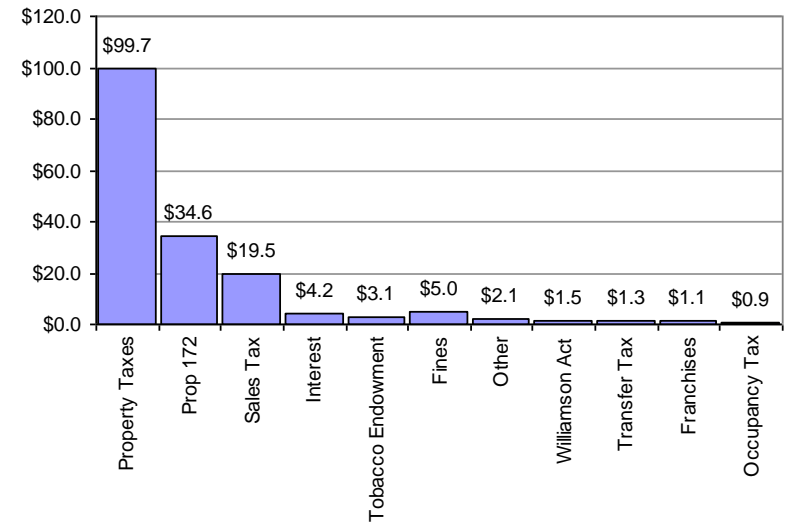
**\$966,539,057**  
(IN MILLIONS)



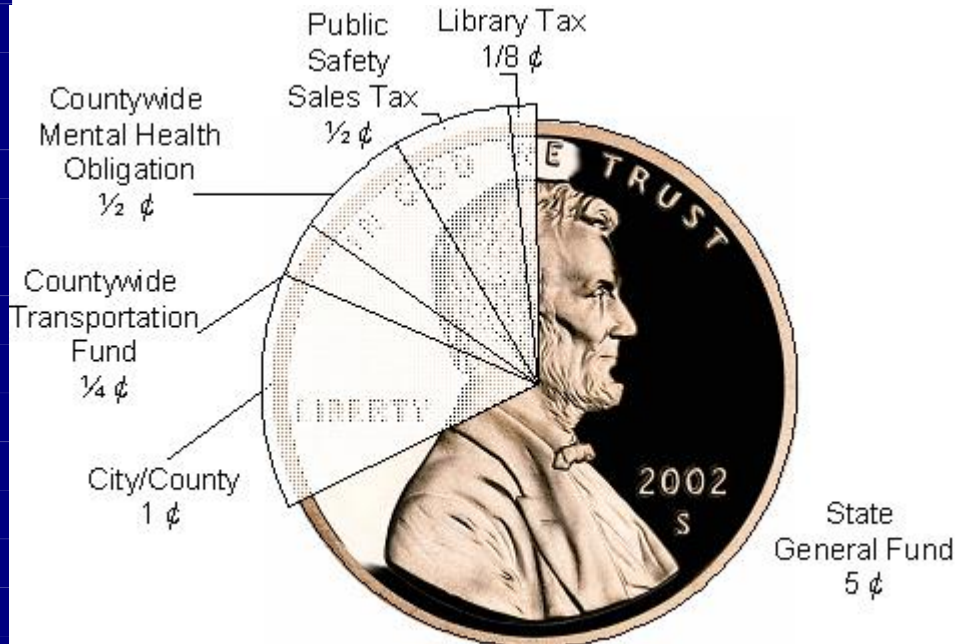
## Where Your Property Tax Goes (Rounded)



## Discretionary Revenue by Source \$172,853,612 (\$ MILLION)



## Where Your Sales Tax Goes



## Distribution of Discretionary Revenue – Final Budget 2008-2009

