

**THE BOARD OF SUPERVISORS OF THE COUNTY OF STANISLAUS
BOARD ACTION SUMMARY**

DEPT: Planning and Community Development

BOARD AGENDA: 6.1

AGENDA DATE: September 11, 2018

SUBJECT:

Public Hearing to Consider the Adoption of the Stanislaus Urban County Fiscal Year 2017-2018 Consolidated Annual Performance and Evaluation Report (CAPER) for the Community Development Block Grant (CDBG) Program and Emergency Solutions Grants (ESG) Program

BOARD ACTION AS FOLLOWS:

RESOLUTION NO. 2018-0457

On motion of Supervisor Monteith, Seconded by Supervisor Chiesa
and approved by the following vote,

Ayes: Supervisors: Olsen, Chiesa, Withrow, Monteith, and Chairman DeMartini

Noes: Supervisors: None

Excused or Absent: Supervisors: None

Abstaining: Supervisor: None


1) X Approved as recommended

2) _____ Denied

3) _____ Approved as amended

4) _____ Other:

MOTION:

ATTEST: 
ELIZABETH A. KING, Clerk of the Board of Supervisors

File No.

**THE BOARD OF SUPERVISORS OF THE COUNTY OF STANISLAUS
AGENDA ITEM**

DEPT: Planning and Community Development

BOARD AGENDA:6.1

AGENDA DATE: September 11, 2018

CONSENT ☐

CEO CONCURRENCE:

4/5 Vote Required: No

SUBJECT:

Public Hearing to Consider the Adoption of the Stanislaus Urban County Fiscal Year 2017-2018 Consolidated Annual Performance and Evaluation Report (CAPER) for the Community Development Block Grant (CDBG) Program and Emergency Solutions Grants (ESG) Program

STAFF RECOMMENDATION:

1. Close the Public Review Period for the Stanislaus Urban County Fiscal Year 2017-2018 Consolidated Annual Performance and Evaluation Report (CAPER) for the Community Development Block Grant (CDBG) Program and Emergency Solutions Grants (ESG) Program and conduct a public hearing.
2. Adopt the Stanislaus Urban County Fiscal Year 2017-2018 CAPER for the CDBG Program and ESG Program and authorize staff to submit the CAPER to the U.S. Department of Housing and Urban Development (HUD).
3. Authorize the Planning and Community Development Department to incorporate any comments received prior to the close of the public review period and during the public hearing in the final CAPER document and to make alterations to the CAPER as directed by HUD, provided alterations are technical in nature and do not alter the approved programs or funding allocations.

DISCUSSION:

On August 21, 2018, the Stanislaus County Board of Supervisors authorized the release of the Fiscal Year 2017-2018 Draft Consolidated Annual Performance and Evaluation Report (CAPER) to the public for a 15-day public review period.

Stanislaus County, along with the cities of: Ceres, Hughson, Newman, Oakdale, Patterson, and Waterford, form what is known as the Stanislaus County Community Development Block Grant (CDBG) Urban County (hereafter referred to as the "Urban County"). Whenever a jurisdiction participates in the CDBG, or Emergency Solutions Grants (ESG) programs, a Consolidated Annual Performance and Evaluation Report (CAPER) must be prepared after the end of each fiscal year and made available for a minimum 15-day public review period and submitted to the U.S. Department of Housing and Urban Development (HUD). As part of the CAPER citizen participation process,

federal regulations require a public hearing be held to solicit comments relative to the CAPER.

The CAPER is a report required of HUD grant recipients on the accomplishments and progress toward fulfilling the adopted Consolidated Plan goals. Specifically, this CAPER reports on the outcomes, progress, and expenditures of the CDBG, ESG, and HOME Investment Partnership Program (HOME) programs conducted during Fiscal Year 2017-2018, by the members participating in the Urban County, as well as a summary of accomplishments for the non-profit agencies that were awarded public services grants from both the CDBG and ESG programs. The CAPER also includes an assessment of the five-year objectives of the Urban County's 2015-2020 Consolidated Plan (Con Plan). Attachment 1 consists of the Stanislaus Urban County's Fiscal Year 2017-2018 CAPER prepared for public review.

The Urban County received \$2,176,833 in Fiscal Year 2017-2018 for CDBG and \$765,404 for ESG activities. The chart below provides a summary of the funding distribution among Urban County members.

Urban County Member	Activities	Administration*	Total
Ceres	\$242,803	\$15,065	\$257,868
Hughson	121,440	15,065	136,505
Newman	137,906	15,065	152,971
Oakdale	152,162	15,065	167,227
Patterson	137,754	15,065	152,819
Waterford	126,471	15,065	141,536
Stanislaus County	606,131	319,092	925,223
Public Services	217,684		217,684
Fair Housing		25,000	25,000
CDBG Subtotal	\$1,742,351	\$434,482	\$2,176,833
ESG	707,998.70	57,405.30	765,404
Total	\$2,450,349.70	\$491,887.30	\$2,942,237

(* **Note:** Per HUD Regulations the maximum of 20% of a grant allocation award can be allocated to pay for administrative costs. As the lead entity, the County's portion of the total administrative costs is 73.44%, with the remainder allocated to the urban cities and fair housing.)

The following is a summary of CDBG funded activities undertaken by individual Urban County members as well as County-wide activities/programs undertaken during Fiscal Year 2017-2018 which have been reported in the CAPER:

Stanislaus County

Program Administration

As the "lead entity" of the Urban County, Stanislaus County is responsible for the overall administration of HUD programs which includes, but is not limited to the preparation,

adoption, and implementation of program plans (i.e., Con Plan, Annual Action Plan (AAP), and CAPER); monitoring the program and project files of each of the participating Urban County cities and each organization receiving funding; and enforcement of all applicable federal and local requirements.

In terms of program monitoring, Stanislaus County follows a HUD approved monitoring plan. As part of the monitoring plan, staff conducts program and project monitoring of all program activities on a quarterly basis to ensure statutory and regulatory requirements are met by the subrecipients (subrecipients include Urban County city members, along with the locally funded non-profit service providers), and that information submitted to the County is accurate and complete.

Agreements are executed with all subrecipients, which clearly state: the project scope of work, performance measurement standards, reporting requirements, draw-down requirements, and all applicable federal requirements. The monitoring process consists of: on-site field visits, desk audits, open communication, and technical assistance to subrecipients to create an acceptable data collection and reporting system.

Airport Sewer Infrastructure Project

Phase II of the Airport Sewer Infrastructure Project was completed in April 2018. The project provides sewer service to approximately 390 parcels and includes the installation of approximately 19,900 linear feet of a gravity sewer system. The project area was bounded by Yosemite Boulevard on the north, Oregon Drive on the south, Conejo Avenue on the east, and Santa Rosa Avenue on the west. The County was awarded a grant from the State Water Resources Control Board (SWRCB) for \$8 million towards the project in Fiscal Year 2016-2017. The remainder of the cost was leveraged with CDBG funds. The total project budget was \$9,683,979. Any remaining CDBG funds for this project will be reallocated to the West Modesto Sewer Infrastructure Project outlined in the Fiscal Year 2018-2019 Annual Action Plan.

West Modesto Sewer Infrastructure Project

On March 28, 2017, the Board of Supervisors approved prioritizing the use of CDBG funds for sewer infrastructure projects. Included in the March 28th agenda item was a discussion of a sewer project prioritization study prepared by the County's Department of Public Works using a methodology based on need, income eligibility, and cost effectiveness. In response to the County's success in obtaining state funding to leverage with CDBG funding in the design, engineering, and construction of sewer projects over the last few years, the prioritization study gave the highest weight to projects with the greatest opportunity to receive state funding, second to need, and third to cost effectiveness. The March 28th agenda item is available online: <http://www.stancounty.com/bos/agenda/2017/20170328/D01.pdf>

Based on the results of the sewer project prioritization study, Fiscal Year 2017-2018 CDBG funds were allocated to the West Modesto Infrastructure Project, which includes the following top three project areas listed in the study:

Spencer/Marshall – The project area is generally located south of Maze Boulevard, east of the Modesto Irrigation District Lateral No. 5, north of California Avenue, and west of the Briggs ditch.

Beverly/Waverly – The project area is generally located south of Chicago Avenue, north of Paradise Road, and east of Carpenter Road.

Rouse/Colorado – The project area is generally between Sutter Avenue and Sunset Avenue, south of South Avenue, and north of Garden Avenue.

Altogether, the top three project areas include approximately 1,038 residential, commercial, and mixed-use parcels. These parcels currently rely on septic tanks for treatment of sewage. The project's purpose is to provide a sanitary sewer system that will allow property owners to abandon their existing failing septic tanks and connect to a public sewer system.

On January 30, 2018, the Board of Supervisors approved awarding a contract for engineering services to O'Dell Engineering. The design, engineering, and construction of this project is expected to occur in multiple phases. The design for the first phase, the Spencer/Marshall area, is anticipated to be completed by winter of 2019 with construction commencing in the spring of 2019.

Authorization to proceed to work with Self-Help Enterprises (SHE) to conduct an environmental assessment, co-facilitate a community engagement strategy, and apply for funding from the California State Water Resources Control Board was approved by the Board of Supervisors on March 27, 2018. SHE has contracted with Dokken Engineering to prepare the California Environmental Quality Act (CEQA) and National Environmental Policy Act (NEPA) environmental assessments, both of which were completed in July 2018. On July 17, 2018 the Board of Supervisors adopted a CEQA Negative Declaration for the project and NEPA has been submitted to HUD for approval and release of funds. HUD provided the County an Authority to Use Grants Funds for the project on August 3, 2018 that authorized the release of funds for the project.

City of Ceres

Nadine Avenue and Evans Road Infrastructure Project

The City of Ceres completed construction of Phase III of the Nadine Avenue and Evans Road Infrastructure Project in June 2018. The project consisted of the installation of: curb, gutter, sidewalk infill, and storm drainage. The project area is located along Nadine Avenue between Bystrum Road and Richland Avenue.

City of Hughson

2nd Street Infrastructure Project

The City of Hughson completed its environmental review, design, and engineering for this project during Fiscal Year 2017-2018. The project is part of a multi-year effort to

complete sidewalk infill projects to improve connectivity, mobility, and access for non-motorized users of the City. The project will include the installation of: curb, gutter, sidewalk, pedestrian, and ADA improvements. The project area is located along 2nd Street between Walker Lane and Fox Road.

City of Newman

Q Street and Inyo Avenue Infrastructure Project

The City of Newman completed its design and engineering for this project during Fiscal Year 2017-2018. The project consists of the installation of: curb, gutter, and sidewalk on the north side of Inyo Avenue from R Street to Merced Street and Q Street between Merced on the north and Stanislaus Street to the south.

City of Oakdale

Wood Basin Storm Drain Project

This City of Oakdale completed its environmental review, design, and engineering for this project during Fiscal Year 2017-2018. The project will provide improved flood control measures for the areas of West H Street, West I Street, South Wood Street, Wanda Way, and Hinkley Avenue.

City of Patterson

4th and 5th Street Infrastructure Project

The City of Patterson began construction of the project in April 2018 and has completed the 4th Street portion. Final project construction will be phased over the next two fiscal years and will include 2,825 linear feet of water main replacement along the 5th Street alley.

City of Waterford

Church Street Infrastructure Project

The City of Waterford completed its environmental review, design, and engineering for this project during Fiscal Year 2017-2018. The project will consist of infill type infrastructure improvements including: sidewalk, curb, gutter, and ADA ramps. The project will also include: installation of new paving between sidewalks and existing pavement, installation of storm drainage, and water and sewer line improvements.

Fair Housing Program

Stanislaus County, on behalf of the Urban County, contracted with Project Sentinel to provide comprehensive fair housing services and tenant landlord services that enabled and empowered members of the community to become aware of housing rights and to overcome housing discrimination. The main objective of the agency is to raise the level

of awareness of fair housing rights and responsibilities among home seekers, owners, managers, and the general public, as well as to enforce fair housing laws via investigation of housing discrimination claims. The provision of these services are meant to help create and maintain healthy communities and assist Stanislaus County in meeting the federal mandate to affirmatively further fair housing.

Specific fair housing activity accomplishments are identified in the Summary of CDBG Program Accomplishments section of the CAPER.

Neighborhood Stabilization Program (NSP)

On February 27, 2018, the Board of Supervisors approved a Substantial Amendment to the NSP 1 and 3 Action Plans to fund affordable housing projects to be located on NSP acquired properties, including Oak Leaf Meadows in the City of Oakdale and three in-fill housing sites in the Modesto unincorporated area. The amendments involved approximately \$4,660,000 in NSP 1 and 3 program income funds. The Oak Leaf Meadows project proposal consists of 56 multi-family affordable housing units, consisting of two and three-bedroom housing units on a 3.29+/- acre property that includes a 5,000 square-foot community center and a day care/ head start facility. The project plans to serve families that are income eligible (80% of the area median income (AMI)). Project implementation is pending the procurement of additional development financing (tax credit financing). Land use entitlement approval was completed in early 2018, with construction tentatively scheduled to begin in the spring of 2019.

The In-fill Housing Project is the development of six single-family housing units on three previously acquired NSP properties. Construction of two of the housing units began in the spring of 2018 and will be completed by the winter of 2018. The units will be made available to very low-income households below or at 50% AMI and the units will be managed by the Housing Authority of the County of Stanislaus.

During Fiscal Year 2017-2018, no additional foreclosed homes and/or properties were acquired or sold. The remaining inventory of property purchased with NSP funds are held by the Housing Authority as rentals or being developed for rentals, as outlined above.

On June 24, 2014, the Board of Supervisors authorized the use of NSP program income for the demolition of vacant and abandoned dangerous buildings (ADB) undertaken in conjunction with established ADB programs administered by Urban County members. During the current reporting period, no ADB program activity has been completed.

Public Services Programs

The Urban County set-aside \$217,684, approximately 10% of its CDBG Entitlement funds for the Public Services Grant Program. Under the program, Urban County public service grants are awarded to non-profit organizations that provide new or expanded services to eligible Urban County area residents. The activities funded must be

targeted for one of the following CDBG national objectives: directly benefit low-income individuals; elimination of blighting conditions; or, response to economic distress and dislocation.

During Fiscal Year 2017-2018, the Urban County provided funding to seven non-profit service providers for 12 different programs. Non-profits and service providers applied for the grants through a competitive process, with a maximum grant amount award of \$20,000. Over 3,032 Urban County residents received services from the seven non-profit service providers awarded. Services received included: emergency food assistance, utility assistance, respite child care, case management, shelter services, education classes, and resource referrals.

A summary of specific Public Services activity accomplishments may be found in the Summary of CDBG Program Accomplishments section of the CAPER.

Emergency Solutions Grants (ESG) Programs

The Urban County was awarded \$765,404 in Fiscal Year 2017-2018 ESG program funds. Homeless service providers were competitively awarded ESG funding through the Public Services competitive application process. The ESG program provides funding for emergency and transitional shelters, and for homeless prevention and rapid re-housing assistance to homeless persons, or persons at-risk of homelessness. To be eligible for ESG assistance, an ESG project must serve either homeless persons or extremely low-income households, defined as those at or below 30% of the area median income.

During Fiscal Year 2017-2018, the Urban County provided funding to four service providers for six different programs. A total of 43.96% of the grant awards went towards emergency and transitional shelter programs, 41.04% went toward homeless prevention and rapid re-housing program, 7.5% went towards funding data entry for the Homeless Management and Information System (HMIS), and the remaining 7.5% was utilized to administer ESG. Over 1,103 homeless persons, or persons at-risk of becoming homeless, were assisted with overnight shelter, emergency food, and/or housing stability assistance throughout Fiscal Year 2017-2018.

A summary of specific ESG activity accomplishments may be found in the ESG Program Performance section of the CAPER.

Partnerships

The Con Plan outlines the need for jurisdictions and other agencies to form partnerships to achieve the communities' objectives. HUD requires community outreach and engagement be done in accordance with the local Continuum of Care (CoC) for homeless prevention efforts and issues. Homeless services, workforce development and neighborhood revitalization strategies are issues that have been identified in the Con Plan and addressed in community meetings. The Urban County has ongoing partnerships with other local jurisdictions, service providers, and community groups throughout the County. These partnerships include focused efforts to improve

homeless services through the identification of service gaps, communication of upcoming events, and uniform data collection and reporting.

The Urban County continued its commitment to the development and implementation of the Focus on Prevention platform through its CDBG public services and ESG program efforts. Staff continues to integrate the work that comes out of this effort, to the extent feasible, into future funding decisions presented to the Board of Supervisors for consideration. County staff overseeing the administration of CDBG and ESG funding are active participants in the Stanislaus County Community System of Care (CSOC), the locally recognized CoC.

Public Review

As required by program regulations, a public hearing notice was published August 22, 2018, defining the CAPER review process and how persons, agencies, and interested groups may participate; as well as instructions on how to submit written comments. As part of the public review process, the Draft CAPER was distributed to the CSOC membership.

All of the County's Municipal Advisory Councils (MACs) received invitations to have the Planning Department present the Draft CAPER and solicit comment. In response to the invitation, staff presented an overview of the Fiscal Year 2017-2018 Draft CAPER to the Denair MAC at a special meeting held on August 14, 2018. Residents in attendance of the meeting had questions about funding availability for infrastructure projects in the Denair community. Staff explained the parameters of the program that includes the income eligibility of the project area and limited funding that is available. No other MAC requested a presentation in response to the invitation.

As part of the public review process, each of the Urban County cities presents the Draft CAPER to their respective city councils at a public meeting and the County conducts two community meetings held at Tenth Street Place, 1010 10th Street in Modesto. At the time that this report was written the cities of Oakdale and Waterford had not yet conducted their public meetings and the County's community meeting scheduled for August 27, 2018, at 10:00 a.m. and 5:30 p.m., have yet to occur. Comments received, if any, will be provided to the Board of Supervisors at the September 11, 2018, public hearing. No comments were received at the Urban County city meetings which have already been conducted.

All comments received will be incorporated in the Citizen Participation section of the CAPER, including those received at the September 11, 2018 public hearing to consider adoption of the CAPER. Following adoption, the CAPER will be submitted to the U.S. Department of Housing and Urban Development (HUD) as required.

Attachment 1 consists of the final version of the CAPER being considered for adoption. Minor changes to the content of the CAPER since the release of the draft CAPER have been made including grammar and punctuation corrections.

POLICY ISSUE:

The programs and projects represented in the CAPER are consistent with the goals and objectives of the Stanislaus County Consolidated Plan, and the General Plans, specifically the Housing Elements, of all respective Urban County members.

FISCAL IMPACT:

General administration costs for the preparation and distribution of the Consolidated Annual Performance and Evaluation Report are paid for by the Planning - Special Revenue Grants budget. There is no fiscal impact to the County General Fund. The Stanislaus Urban County received an allocation of \$2,176,833 in Fiscal Year 2017-2018 for Community Development Block Grant and \$765,404 for Emergency Solutions Grants Program activities. The period of time in which these funds may be used varies by project activity. All CDBG Administration funds, program income and unspent CDBG public service funding will be reallocated to the County's currently approved infrastructure project. Any unspent CDBG City Administration funding will be reallocated to that City's current approved project. Any funds not utilized within their contracted term will be reallocated to other eligible Urban County projects in accordance with Board of Supervisors authorization.

BOARD OF SUPERVISORS' PRIORITY:

Approval of the proposed CAPER supports the Board's priorities of *Supporting Strong & Safe Neighborhoods*, *Supporting Community Health*, and *Delivering Efficient Public Services* and *Community Infrastructure* by providing the community with the necessary funds to implement needed programs and projects.

STAFFING IMPACT:

Administrative oversight of all Community Development Block Grant (CDBG), Emergency Solutions Grants Program (ESG), and Neighborhood Stabilization Program (NSP) funds allocated to the Stanislaus Urban County will be assumed by existing Planning and Community Development staff.

CONTACT PERSON:

Angela Freitas, Planning & Community Development Director
Telephone: (209) 525-6330

ATTACHMENT(S):

1. Stanislaus Urban County Consolidated Annual Performance and Evaluation Report (CAPER) Fiscal Year 2017-2018 for CDBG and EGS Programs

Stanislaus Urban County



Consolidated Annual Performance and Evaluation Report (CAPER) Fiscal Year 2017-2018 *for CDBG and ESG Programs*

August 2018

Prepared by:

**Stanislaus County
Planning and Community
Development Department
1010 10th Street, Suite 3400
Modesto, CA 95354**

Stanislaus County – Board of Supervisors

District 1 Kristin Olsen
 District 2 Vito Chiesa
 District 3 Terry Withrow, Vice-Chairman
 District 4 Dick Monteith
 District 5 Jim DeMartini, Chairman



City of Ceres – City Council

Mayor Chris Vierra
 Vice-Mayor Mike Kline
 Councilmember Bret Durossette
 Councilmember Ken Lane
 Councilmember Linda Ryno



City of Hughson – City Council

Mayor Jeramy Young
 Mayor Pro Tem George Carr
 Councilmember Harold Hill
 Councilmember Mark Fontana
 Councilmember Ramon Bawan



City of Newman – City Council

Mayor Robert Martina
 Councilmember Murray Day
 Councilmember Nicholas Candea
 Councilmember Casey Graham
 Councilmember Laroy McDonald



City of Oakdale – City Council

Mayor Pat Paul
 Mayor Pro Tem Tom Dunlop
 Councilmember J.R. McCarty
 Councilmember Cherilyn Bairos
 Councilmember Richard Murdoch



City of Patterson – City Council

Mayor Deborah Novelli
 Councilmember Dominic Farinha
 Councilmember Joshua Naranjo
 Councilmember Dennis McCord
 Councilmember Alfred Parham



City of Waterford – City Council

Mayor Michael Van Winkle
 Vice-Mayor Jose Aldaco
 Councilmember Joshua Whitfield
 Councilmember Ken Krause
 Councilmember Thomas Powell



TABLE OF CONTENTS

GENERAL

EXECUTIVE SUMMARY	4
-------------------------	---

PERFORMANCE & EXPERIENCE

CR-05- Goals and Outcomes.....	6
CR-10- Racial and Ethnic Composition of Families Assisted	9
CR-15- Resources and Investments 91.520(a)	10
Leveraging	12
Matching	13
CR-20- Affordable Housing 91.520(b)	14
CR-25- Homeless and Other Special Needs 91.220(d, e); 91.320(d, e); 91.520(c)	17
CR-30- Public Housing 91.220(h); 91.320(j)	19
CR-35- Other Actions 91.220(j)-(k); 91.320(i)-(j)	19
CR-40- Monitoring 91.220 and 91.230	24
Citizen Participation Plan	25
CR-45- CDBG 91.520(c)	25
CR-60- ESG 91.520(g)	26
CR-65- Persons Assisted	29
CR-70- ESG 91.520(g) Assistance Provided and Outcomes	31
CR-75- Expenditures	32

TABLES

Table 1- Accomplishments- Program Year 3 & Strategic Plan to Date	7-8
Table 2- Table of Assistance to Racial and Ethnic Populations by Source of Funds.....	9
Table 3- Resources Made Available.....	10
Table 4- Identify the Geographic Distribution and Location of Investments.....	11
Table 5- Number of Households	14
Table 6- Number of Households Supported	14
Table 7- Number of Persons Served	16
Table 8- Household Information for Homeless Prevention Activities.....	29
Table 9- Household Information for Rapid Re-Housing Activities.....	29
Table 10- Shelter Information.....	29
Table 11- Household Information for Street Outreach.....	30
Table 12- Household Information for Persons Served with ESG	30
Table 13- Gender Information	30
Table 14- Age Information	30
Table 15- Special Population Served	31
Table 16- Shelter Capacity	31
Table 17- ESG Expenditures for Homelessness Prevention	32
Table 18- ESG Expenditures for Rapid Re-Housing	33
Table 19- ESG Expenditures for Emergency Shelter.....	33
Table 20- Other Grant Expenditures.....	33
Table 21- Total ESG Funds Expended.....	33
Table 22- Other Funds Expended on Eligible ESG Activities	34
Table 23- Total Amount of Funds Expended on ESG Activities.....	34



Program Year 3 Consolidated Plan 2015-2020 2017-2018 Stanislaus Urban County Consolidated Annual Performance and Evaluation Report

Executive Summary

Stanislaus County, recognized as an eligible Urban County by the U.S. Department of Housing and Urban Development (HUD), annually receives Community Development Block Grant (CDBG) program funds and Emergency Solutions Grants (ESG) program funds. In 2002, Stanislaus County formed the Stanislaus County Community Development Block Grant Consortium, which includes Stanislaus County unincorporated communities and the cities of: Ceres, Hughson, Newman, Oakdale, Patterson, and Waterford, collectively hereafter referred to as the "Stanislaus Urban County."

As an application for these funds, HUD requires Stanislaus County to prepare and a five-year Consolidated Plan (Con Plan) and Annual Action Plans. At the end of each fiscal year, Stanislaus County is also required to prepare annually the Consolidated Annual Performance and Evaluation Report (CAPER) to report the progress made in accomplishing the goals set forth in the Con Plan and Annual Action Plan (AAP) for the CDBG and the ESG programs. This CAPER is for Fiscal Year 2017-2018, beginning July 1, 2017, and ending June 30, 2018.

In Fiscal Year 2017-2018, the Stanislaus Urban County continued its focus on effectively administering and implementing CDBG and ESG programs as well as the Neighborhood Stabilization Program (NSP) .

The Fiscal Year 2017-2018 grant allocation amounts for each respective entitlement program were:

CDBG	\$ 2,176,833
ESG	\$ 765,404
Total:	\$2,942,237

The Stanislaus Urban County members are also members in the City of Turlock/Stanislaus County HOME Investment Partnerships program (HOME) Consortium (hereafter referred to as the "HOME Consortium"). The Fiscal Year 2017-2018 HOME allocation amount for the Stanislaus Urban County members was \$967,943.

As the lead agency, the City of Turlock administers the HOME program for the Stanislaus Urban County and reports comprehensive HOME activity for the partnering jurisdictions in the HOME Consortium CAPER. The HOME Consortium CAPER may be accessed by contacting the City of Turlock's Housing Program Services Division. Although the City of Turlock is responsible for reporting HOME activity to HUD, this document includes some of Stanislaus Urban County members' HOME housing activity accomplishments.

CDBG, ESG, and HOME funds are designed to primarily serve the low-income community as defined by the Area Median Income (AMI) limits per program for Stanislaus County, determined by the U.S. Department of Housing and Urban Development (HUD).

The above listed funding sources assisted the Stanislaus Urban County to address the challenges within the Stanislaus Urban County communities, including but not limited to continuing the efforts to provide opportunities for: safe, decent, affordable housing through housing rehabilitation, down payment assistance, homeless prevention, and rapid re-housing opportunities, as well as essential public services for the moderate to low-income community.

These programs have also had an impact on the local workforce and economy as they have created job opportunities for those in the construction, housing, and social service industries.

The Stanislaus Urban County continued to collaborate with the Stanislaus Community System of Care (CSoc), the local federally recognized Continuum of Care (CoC) on homeless services and programs. At the local level, this collaborative provides the most comprehensive analysis of the homeless population and service availability in Stanislaus County. This collaborative is comprised of: the Housing Authority of the County of Stanislaus (HACS), Community Housing and Shelter Services (CHSS), Behavioral Health and Recovery Services, Center for Human Services, We Care program, Children's Crisis Center, the City of Turlock, the City of Modesto, faith-based organizations, and over a dozen housing and service providers.

One objective of the CoC is to fund projects that assist homeless persons in self-sufficiency and assist towards permanent housing. CoC funds are allocated through a competitive process and used for the Supportive Housing Program (SHP) and Shelter Plus Care program. The CoC System consists of these components:

- 1) Emergency shelter/assessment effort which provides immediate shelter and can identify an individual's needs; or,
- 2) Offering referrals to housing and necessary social services. Such services include: substance abuse treatment, short-term mental health services, independent living skills, job training; or,
- 3) Providing permanent supportive housing arrangements.

ESG funded projects are related to the CoC System as they provide emergency shelter while working on identifying needs of the homeless, offering transitional housing and necessary social services, and providing permanent supportive housing arrangements.

Specific Fiscal Year 2017-2018 program accomplishments are identified in the CR-05 - Goals and Outcomes section of this document.

The format of this document is designed after a HUD document template that includes a series of questions in relation to specific funding programs (CDBG, ESG, and HOME). Responses to those questions are provided directly below each question.

CR-05 - Goals and Outcomes

Progress the jurisdiction has made in carrying out its strategic plan and its action plan.
91.520(a)

This could be an overview that includes major initiatives and highlights that were proposed and executed throughout the program year.

The priorities identified in the Con Plan are: public infrastructure, economic development, affordable housing and public services. In many neighborhoods and communities of the planning area, public infrastructure is minimal or non-existent, causing this to be a high priority need. Infrastructure such as sewer, water, curb, gutter, sidewalk, and storm drainage are typical development standards in newer neighborhoods, but are non-existent in older neighborhoods. The cities of: Ceres, Hughson, Newman, Oakdale, Patterson, Waterford, as well as Stanislaus County utilized CDBG funds for infrastructure improvement related projects. As a result of these improvements, residents of the surrounding project areas enjoy an improved quality of life.

Through the CDBG Public Services Program, the Stanislaus Urban County sets aside approximately 10% of its annual CDBG allocation for programs that provide services to low to moderate-income families or individuals. In Fiscal Year 2017-2018, a total of 12 public service programs were awarded \$217,684. Approximately 3,032 individuals received a form of service through the funded agencies. Funded services ranged from meal and shelter for low-income households to emergency food assistance programs. The services provided through the funded programs positively impact the lives of the individuals served.

On October 28, 2014, the Board of Supervisors adopted a plan called Focus on Prevention 2015, which is a strategy for community transformation in four areas critical to the quality of life in Stanislaus County (homelessness, strengthening families, youth early intervention, and reducing recidivism). The goal of the Focus on Prevention Initiative is to bring all sectors of the community together to provide an opportunity for cross-sector development of community-wide prevention strategies. The Initiative reinforced the collaboration efforts and commitment between the local CoC and the community to work towards resolving homelessness. A Coordinated Entry System (CES) in conjunction with the existing Homeless Management Information System (HMIS) system was designed in Fiscal Year 2016-2017 and began a phased implementation in Fiscal Year 2017-2018. The Stanislaus Urban County is working with the CoC and other entitlement jurisdictions to oversee and monitor for federal compliance the CES system. Throughout Fiscal Year 2017-2018, the Stanislaus Urban County and the local CoC worked together on strengthening efforts to address and collaborate on homeless issues.

Comparison of the proposed versus actual outcomes for each outcome measure submitted with the consolidated plan and explain, if applicable, why progress was not made toward meeting goals and objectives. 91.520(g)

Categories, priority levels, funding sources and amounts, outcomes/objectives, goal outcome indicators, units of measure, targets, actual outcomes/outputs, and percentage completed for each of the grantee's program year goals.

Consolidated Plan Accomplishments					Strategic Plan to Date			Program Year 3		
Goal	Category	Source / Amount	Indicator	Unit of Measure	Expected	Actual	Percent Complete	Expected	Actual	Percent Complete
Access to public services for low income household	Non-Homeless Special Needs	CDBG: \$217,684.76	Public service activities other than Low/Moderate Income Housing Benefit	Persons Assisted	14,350	9,830	68.5%	2,693	3,049	113.2%
Administration	Administration	CDBG: \$319,092 ESG: \$57,405.30	Other	Other	1	1	100.00%	1	1	100%
Fair Housing and Tenant/Landlord Services	Non-Housing Community Development	CDBG: \$25,000	Other	Other	1,150	94	8.1%	40	27	67.5%
Homeless Prevention	Homeless	ESG: \$169,327.48	Homeless Prevention	Persons Assisted	175	119	68%	175	62	35.4%
Homeless Services Data Collection	Homeless	ESG: \$57,405.30	Other	Other	1	1	100.00%	1	1	100.00%
Improve Accessibility	Non-Housing Community Development Economic Development	CDBG: \$0	Businesses Assisted	Businesses Assisted	10	0	0.00%	0	0	-

Improve Infrastructure in low income neighborhoods	Non-Housing Community Development	CDBG: \$1,524,667	Public Facility or Infrastructure Activities for Low/Moderate Income Housing Benefit	Households Assisted	7,136	6,398	89.6%	550	865	157.2%
Rapid Re-Housing for Homeless Persons	Homeless	ESG: \$144,783.36	Tenant-based rental assistance/ Rapid Re-housing	Households Assisted	40	60	150%	80	8	10%
Shelter for Homeless Persons	Homeless	ESG: \$336,482.56	Homeless Person Overnight Shelter	Persons Assisted	2,700	4,439	164.4%	1,000	2,762	276.2%
Technical Assistance for Small Businesses	Non-Housing Community Development Economic Development	CDBG: \$0	Businesses Assisted	Businesses Assisted	20	23	115%	0	0	-

Table 1 – Consolidated Plan Accomplishments – Program Year 3 & Strategic Plan to Date

Assess how the jurisdiction's use of funds, particularly CDBG, addresses the priorities and specific objectives identified in the plan, giving special attention to the highest priority activities identified.

All CDBG, HOME, ESG, and NSP funded programs contribute to the improvement of neighborhoods and communities and address community problems. CDBG, HOME, and ESG funded programs and projects address the objective of benefiting low and moderate income persons. Without the assistance, many individuals and families would lack access to valuable services that address some of their basic needs. As a result, these services provide them with a safer and more suitable living environment. The improved living environment via the provision of public services, infrastructure improvements in low income neighborhoods, and housing programs have the potential to provide improved educational and economic opportunities that in the long term, may lead to improving the lives of individuals and the community as a whole.

As the lead agency, Stanislaus County staff supports Stanislaus Urban County members on their path towards meeting the goals identified by the community during the Con Plan process. Those goals included infrastructure improvements, public services, and affordable housing programs considered the most important for the community as a whole. With that framework in mind, the Stanislaus Urban County and the Grant Review Panel (made up of representatives of the Stanislaus Urban County and the CoC) assure progress towards meeting the Con Plan priorities and addressing community needs.

CR-10 - Racial and Ethnic Composition of Families Assisted

**Describe the families assisted (including the racial and ethnic status of families assisted).
91.520(a)**

Race/Ethnicity	CDBG	ESG
White	2,670	875
Black or African American	199	155
Asian	39	13
American Indian or American Native	49	35
Native Hawaiian or Other Pacific Islander	18	20
Other	57	5
Total	3,032	1,103
Hispanic	1,845	751
Not Hispanic	1,187	352

Table 2 – Table of Assistance to Racial and Ethnic Populations by Source of Funds

Narrative

The numbers in CR-10 chart above reflect the CDBG Public Services Grants program and the ESG program for Fiscal Year 2017-2018. Through CDBG Public Services Grant (PSG) funds there were several agencies that addressed the needs of special populations in the Stanislaus Urban County. Approximately 962 individuals with disabilities were assisted with emergency food, shelter, and/or utility assistance. In Fiscal Year 2017-2018, a total of 101 seniors were assisted through agencies funded with PSG funds for non-homeless special needs. These programs also assisted a total of 2,006 low-income households throughout the fiscal year.

Under the ESG program, the Stanislaus Urban County partnered with CHSS, Family Promise, We Care program, and the Children's Crisis Center in efforts to help homeless persons and families make a transition to permanent housing and independent living. With the use of ESG grant funds, both the chronically homeless populations and temporarily homeless households were provided the opportunity to be placed into permanent housing. While enrolled in these programs, case managers work with each household to set goals and work on a housing action plan in order to identify and connect with any needed services such as: Temporary Assistance for Needy Families (TANF), Food Stamps, Veteran's Benefits, future employment opportunities, etc. Throughout Fiscal Year 2017-2018, ESG homeless prevention and rapid re-housing funds placed 70 homeless individuals, made up of 20 households, into rental housing. At the end of the fiscal year, 63 of those individuals (18 households) were stably housed. These programs assisted a total of 1,018 households throughout the fiscal year.

The Salvation Army, Family Promise, and the We Care program also utilized ESG funds to provide emergency and transitional shelter to homeless individuals and households. Clients that showed progress and motivation toward self-sufficiency receive extended case management in conjunction with Rapid Re-Housing assistance funds to assist in the placement of job and permanent housing placement.

The numbers in the chart do not reflect multi-races, and those individuals that refused to respond. The attached charts present the overall racial/ethnicity breakdown for all of the Stanislaus Urban County's CDBG and ESG funded programs and projects for Fiscal Year 2017-2018 as collected in the IDIS reporting system.

CR-15 - Resources and Investments 91.520(a)

Identify the resources made available.

Source of Funds	Resources Made Available	Amount Expended During Program Year
CDBG	\$2,176,833	\$828,659.63
ESG	765,404	230,467.40
CDBG Leveraging	1,205,392	1,205,392
ESG Match	295,194	295,194

Table 3 – Resources Made Available

Narrative

Collectively, these resources assist the Stanislaus Urban County in addressing its affordable housing needs and to provide services to the most vulnerable of our community. When other resources are available, Stanislaus Urban County members undertake public infrastructure projects by leveraging CDBG funds with other local, state, or federal funds. The elimination of redevelopment agencies forced jurisdictions to re-strategize the implementation of infrastructure projects which include carrying out smaller scale projects as well as conducting projects in several phases, which have affected project duration.

Federal resources also leveraged other state and local resources in the provision of affordable housing programs such as DPA, housing rehabilitation, homeless prevention, and rapid re-housing. Without the availability of these funds, individuals may not have been able to purchase their first home, maintain a decent living environment, or keep a roof over their head.

Identify the geographic distribution and location of investments.

Target Area	Planned Percentage of Allocation	Actual Percentage of Allocation	Narrative Description
West Modesto (unincorporated)	30	30	Infrastructure, Public Services and Economic Development
Ceres	13	13	Infrastructure, Public Services and Economic Development
Empire	0	0	Infrastructure, Public Services and Economic Development
Hughson	7	7	Infrastructure, Public Services and Economic Development
Newman	8	8	Infrastructure, Public Services and Economic Development
Oakdale	9	9	Infrastructure, Public Services and Economic Development
Patterson	8	8	Infrastructure, Public Services and Economic Development
Unincorporated Stanislaus County	18	18	Infrastructure, Public Services and Economic Development
Waterford	7	7	Infrastructure, Public Services and Economic Development

Table 4 – Identify the Geographic Distribution and Location of Investments

Narrative

In many neighborhoods and communities of the planning area, public infrastructure is minimal or non-existent, causing this to be a high priority need. Infrastructure such as sewer, water, curb, gutter, sidewalk, and storm drainage are typical development standards in newer neighborhoods, but are non-existent in older neighborhoods. The cities of: Ceres, Hughson, Newman, Oakdale, Patterson, Waterford, as well as Stanislaus County utilized CDBG funds for infrastructure improvement-related projects. As a result of these improvements, residents of the surrounding project area enjoy an improved quality of life.

Leveraging

Explain how federal funds leveraged additional resources (private, state and local funds), including a description of how matching requirements were satisfied, as well as how any publicly owned land or property located within the jurisdiction that were used to address the needs identified in the plan.

Leveraging Resources

Stanislaus Urban County members continued efforts to further affordable housing by offering a first time homebuyer down payment assistance and housing rehabilitation programs with HOME, CalHOME and local funds. In the past, these programs have proven to be effective tools for leveraging other public resources to address affordable housing needs within the Stanislaus Urban County member service areas.

In previous years, the Stanislaus Urban County has provided down payment assistance to first time home buyers. Due to the rising costs of housing, in combination with an already existing lack of affordable housing, has caused such assistance programs to become ineffective and of no real use to residents of the area. Stanislaus County continues to provide housing rehabilitation and sewer connection assistance with program income from its CalHome grant obtained in Fiscal Year 2010-2011 through the California Department of Housing and Community Development (HCD), and housing rehabilitation with a grant obtained in Fiscal Year 2008-2009. The City of Oakdale continued to leverage HOME funds with CalHome funds to provide DPA to a first time homebuyer.

Whenever possible, the County collaborates with affordable housing developers by deferring the collection of Public Facilities Fees. If affordability agreements are violated, payment is due immediately and enforced via the utilization of recorded deeds of trust and promissory notes.

The County obtained funds from the California State Water Resources Control Board to complete the remaining phase of the Airport Neighborhood Sewer project. During Fiscal Year 2016-2017, the infrastructure project began construction and was completed in April 2018.

Under the NSP program, the Stanislaus Urban County can mitigate the negative effects of high foreclosure rates. The program design takes foreclosed, vacant homes that are deteriorating due to neglect, and in turn rehabilitates the homes utilizing local workers and material suppliers. The homes are then resold to qualified first time homebuyers.

On February 27, 2018, the Board of Supervisors approved a Substantial Amendment to the NSP 1 and 3 Annual Action Plans to fund affordable housing projects to be located on NSP acquired properties, including Oak Leaf Meadows in the City of Oakdale and three in-fill housing sites in the Modesto unincorporated area. The amendments involved approximately \$4,660,000 in NSP 1 and 3 program income funds. The Oak Leaf Meadows project proposal consists of 56 multi-family affordable housing units, consisting of two and three-bedroom housing units on a 3.29+/- acre property that includes a 5,000 square foot community center and a day care/head start facility. The project plans to serve families that are income eligible (80% of the area median income). Project implementation is pending the procurement of additional development financing (tax credit financing). Land use entitlement approval was completed in early 2018, with construction tentatively scheduled to begin in the spring of 2019.

The In-fill Housing Project is the development of six single-family housing units on three previously acquired NSP properties. Construction of two of the housing units began in the spring of 2018 and will be

completed by the winter of 2018. The units will be made available to very low-income households (below or at 50% AMI) and the units will be managed by the Housing Authority of County of Stanislaus.

During Fiscal Year 2017-2018, no additional foreclosed homes and/or properties were acquired or sold. The remaining inventory of property purchased with NSP funds are held by the Housing Authority as rentals or being developed for rentals, as outlined above.

Use of NSP program income was authorized in May 2014, for the demolition of vacant and abandoned dangerous buildings (ADB) undertaken in conjunction with established ADB programs administered by Urban County members. During the current reporting period, no ADB program activity has been completed.

Collectively, these resources assist the Stanislaus Urban County in addressing its affordable housing needs and to provide services to the most vulnerable of our community. When other resources are available, the Stanislaus Urban County members undertake public infrastructure projects by leveraging CDBG funds with other local, state, or federal funds. The elimination of redevelopment agency funding forced jurisdictions to re-strategize the implementation of infrastructure projects which include carrying out smaller scale projects as well as conducting projects in several phases which have affected project duration.

Matching

Under the ESG program, 50% of the costs related to the projects are reimbursed and the remainder of the costs paid by non-ESG match funding sources (i.e., local unrestricted donations). In this manner, the subrecipient in turn commits their dollar-to-dollar match by paying the remainder of the expenses from non-ESG sources. County staff reviews quarterly ESG statistical tables, narratives, request for funds forms, and budget printouts that identify the total funds used/requested by each grantee during that reporting period. County staff verifies and cross-references the information with IDIS on the quarterly budget activity reports. Monitoring visits are also scheduled quarterly by county staff for each grantee to ensure appropriate expenditure of funds. As part of the ESG monitoring process, invoices and accompanying receipts are reviewed for reimbursement eligibility.

CR-20 - Affordable Housing 91.520(b)

Evaluation of the jurisdiction's progress in providing affordable housing, including the number and types of families served, the number of extremely low-income, low-income, moderate-income, and middle-income persons served.

	One-Year Goal	Actual
Number of Homeless households to be provided affordable housing units	0	0
Number of Non-Homeless households to be provided affordable housing units	0	1
Number of Special-Needs households to be provided affordable housing units	0	0
Total	0	1

Table 5- Number of Households

	One-Year Goal	Actual
Number of households supported through Rental Assistance	0	18
Number of households supported through The Production of New Units	0	0
Number of households supported through Rehab of Existing Units	0	0
Number of households supported through Acquisition of Existing Units	0	1
Total	0	19

Table 6 - Number of Households Supported

Discuss the difference between goals and outcomes and problems encountered in meeting these goals.

Generally, the lack of sufficient funding and available habitable housing units to meet the needs of providing and ensuring affordable housing at all levels pose great challenges in meeting community needs. The Stanislaus Urban County as a whole assisted one household in Oakdale to purchase their first home and obtain affordable housing. Services were provided to 10 clients that were assisted in obtaining affordable rental housing through the rapid re-housing program through federal ESG funds.

The elimination of redevelopment agencies in California has remained a challenge to all Stanislaus Urban County participants' ability to carry out important projects and community development programs. In the year 2011, the California Supreme Court's decision to eliminate Redevelopment via ABx1 26 (Redevelopment Agency Dissolution Act), greatly reduced available local funding source match opportunities for both HOME and CDBG. The ability to implement programs and develop projects with HOME funds has become a challenge for the Stanislaus Urban County. The match requirement, along with the lack of adequate funds to complete a project, has become an additional barrier to create more affordable housing.

Discuss how these outcomes will impact future annual action plans.

Many of the participating Stanislaus Urban County jurisdictions have limited themselves in providing and/or acquiring funding to continue the provision of affordable housing programs and/or projects such as housing rehabilitation programs, and Down Payment Assistance (DPA) programs. Currently, only Stanislaus County provides public facility fee deferrals to assist with providing affordable housing. The elimination of Redevelopment Agencies by the State of California impacted the ability of all jurisdictions to maintain housing programs. The cities of: Ceres, Hughson, Newman, and Waterford currently do not have staff on hand to administer housing assistance programs. This may change in the future if resources and partnerships within the HOME Consortium become available and are implemented.

Funding through the Neighborhood Stabilization Program (NSP) continued to provide affordable housing opportunities to residents of the County. The Emergency Solutions Grants (ESG) program assisted those at risk of losing their rental housing and allowed others to obtain stable affordable rental housing where otherwise they would have ended up homeless. These programs assisted in the stabilization of neighborhoods that were severely impacted by the recent economic recession. The Stanislaus Urban County will continue to coordinate at a regional level with its participating cities and neighboring jurisdictions (Modesto, Turlock, and Riverbank) to address affordable housing issues as well as homeless prevention strategies.

Include the number of extremely low-income, low-income, and moderate-income persons served by each activity where information on income by family size is required to determine the eligibility of the activity.

Number of Persons Served	CDBG Actual	HOME Actual
Extremely Low-income	2,057	0
Low-income	803	1
Moderate-income	172	0
Total	3,032	1

Table 7 – Number of Persons Served

Narrative

The Stanislaus Urban County members are also members in the City of Turlock/Stanislaus County HOME Investment Partnerships program (HOME) Consortium (hereafter referred to as the “HOME Consortium”). The Fiscal Year 2017-2018 HOME allocation amount for the Stanislaus Urban County members was \$967,943.

As the lead agency, the City of Turlock administers the HOME program for the Stanislaus Urban County and reports comprehensive HOME activity for the partnering jurisdictions in the HOME Consortium CAPER. The HOME Consortium CAPER may be accessed by contacting the City of Turlock’s Housing Program Services Division. Although the City of Turlock is responsible for reporting HOME activity to HUD, this document includes some of Stanislaus Urban County members’ HOME housing activity accomplishments. CDBG, ESG, and HOME funds are designed to primarily serve the low-income community as defined by the Area Median Income (AMI) limits for Stanislaus County, determined by the U.S. Department of Housing and Urban Development (HUD).

The above listed funding sources assisted the Stanislaus Urban County to address the challenges within the Stanislaus Urban County communities, including but not limited to continuing the efforts to stabilize the troubled housing market through acquisition, rehabilitation, down payment assistance, energy efficiency improvements, homeless prevention, and rapid re-housing opportunities, as well as essential public services for the low-income community.

The Stanislaus Urban County does not use CDBG funds directly for housing development and services; instead HOME, NSP, CalHome, and ESG funds are used to assist in accomplishing our housing goals. For example this last fiscal year, a total of five clients with special needs were assisted in obtaining housing through the ESG rental assistances programs. These programs have also had an impact on the local workforce and economy as they have created job opportunities for those in the construction, real estate, and social service industries.

A total of 10 individuals were assisted with ESG funds in finding affordable rental housing and four individuals were assisted with HOME funds. Due to a lack of eligible applicants, the County was unable to assist any households with HOME funds. The City of Turlock is the lead agency for the HOME Consortium and manages the planning, distribution, reporting, and monitoring of HOME funded programs and projects. They use a formula method of allocation based on the percentage of population below the poverty level and the percentage of population in each participating jurisdiction.

CR-25 - Homeless and Other Special Needs 91.220(d, e); 91.320(d, e); 91.520(c)

Evaluate the jurisdiction's progress in meeting its specific objectives for reducing and ending homelessness through:

Reaching out to homeless persons (especially unsheltered persons) and assessing their individual needs.

In order to better serve the homeless population, outreach is strongly encouraged to service providers funded through the CDBG Public Services and ESG programs. The Stanislaus Urban County awarded grants to non-profit homeless service providers that among other services, provided education and outreach to the general public, homeless population, and public agencies. The Stanislaus Urban County is supportive of both CDBG and ESG funded agencies to participate in the Focus on Prevention regional efforts that includes coordinated outreach and engagement efforts to the homeless population. Stanislaus Urban County staff is involved in the development and planning of the local CoC's outreach and engagement efforts to identify needs and gaps in services for the homeless. A total of 1,033 individuals were sheltered through ESG funded programs and 10 individuals obtained housing in the ESG program. All County ESG funded agencies maintain client information in the HMIS system and track the progress of the clients while in the programs. Progress is difficult to access if the clients, once out of the programs, have maintained their housing since follow up by agencies is not available due to lack of funding.

Addressing the emergency shelter and transitional housing needs of homeless persons.

The Stanislaus Urban County partnered with: the We Care program, the Children's Crisis Center, Community Housing and Shelter Services (CHSS), and Family Promise to address emergency and transitional housing needs of homeless individuals and families. A number of these agency's clients subsequently received rapid re-housing assistance and became stably housed.

Stanislaus County has been working in collaboration with the local CoC for over 18 years to improve services for the homeless and those at risk of homelessness. This collaborative is comprised of: the Housing Authority of the County of Stanislaus (HACS), the City of Turlock, the City of Modesto, the County's Behavioral Health and Recovery Services, the Community Services Agency, shelter providers, housing and housing counseling services providers, faith-based organizations, and over a dozen housing and supportive service providers.

The Homeless Management Information System (HMIS) Sub-committee, of the CoC, has worked diligently throughout the fiscal year to improve the data quality of the current HMIS system. Through ESG funding from Stanislaus County, Community Housing and Shelter Services has committed to have non-HUD funded homeless service providers client information entered into the HMIS system. These funds are provided as match funding for the City of Modesto, that serves as the Collaborative Applicant and as the administrator of the HMIS system to apply for CoC funding. This data allows the CoC's homeless data collection to be a much more valuable tool for tracking individuals patterns into and out of homelessness. Improving data quality will allow funding to be prioritized based on trends of homeless populations within Stanislaus County.

Helping low-income individuals and families avoid becoming homeless, especially extremely low-income individuals and families and those who are: likely to become homeless after being discharged from publicly funded institutions and systems of care (such as health care facilities, mental health facilities, foster care and other youth facilities, and corrections programs and institutions); and, receiving assistance from public or private agencies that address housing, health, social services, employment, education, or youth needs.

Representatives from Behavioral Health and Recovery Services (BHRS) and the Community Services Agency (CSA) regularly attend the monthly CSoC meetings and are active participants in program planning for homeless fund utilization throughout Stanislaus County. The Health Services Agency (HSA) was contacted about health care reform legislation, some of which encourages incorporating rental assistance and case management into discharge planning. Because Stanislaus County does not have a public hospital, private hospitals will ultimately need to be consulted in the future as to which health care reform measures they will be implementing. On October 1, 2011, California passed a corrections realignment plan, which shifts responsibility from the state to counties for the custody, treatment, and supervision of individuals convicted of specified nonviolent, non-serious, non-sex crimes. The CoC collaborates with the County Sheriff's Office and the Probation Department to discuss services available for recently discharged parolees to help prevent homelessness among that population.

Helping homeless persons (especially chronically homeless individuals and families, families with children, veterans and their families, and unaccompanied youth) make the transition to permanent housing and independent living, including shortening the period of time that individuals and families experience homelessness, facilitating access for homeless individuals and families to affordable housing units, and preventing individuals and families who were recently homeless from becoming homeless again.

The Stanislaus Urban County partnered with CHSS, Family Promise, and the We Care program in efforts to help homeless individuals and families make a transition to permanent housing and independent living. With the use of ESG grant funds, both the chronically homeless populations and temporarily homeless households were provided the opportunity to be placed into permanent housing. While enrolled in these programs, case managers work with each household to set goals and work on a housing action plan in order to identify and connect with any needed services such as: Temporary Assistance for Needy Families (TANF), Food Stamps, Veteran's Benefits, future employment opportunities, etc. Throughout Fiscal Year 2017-2018, ESG homeless prevention and rapid re-housing funds placed 70 homeless individuals, made up of 20 households, into rental housing. At the end of the fiscal year, 63 of those individuals (18 households) were stably housed.

Family Promise and the We Care program also utilized ESG funds to provide emergency and transitional shelter to homeless individuals and households. Clients that showed progress and motivation toward self-sufficiency receive extended case management in conjunction with Rapid Re-Housing assistance funds to assist in the placement of job and permanent housing placement.

CR-30 - Public Housing 91.220(h); 91.320(j)

Actions taken to address the needs of public housing.

The Housing Authority of the County of Stanislaus (HACS) and Stanislaus County have a strong relationship and continue to work towards furthering decent, safe, and affordable housing throughout the County. The Stanislaus Urban County actively partners with HACS and the CoC in all activities related to improving public housing and resident initiatives. If an opportunity arises, the Stanislaus Urban County provides resources such as: in-kind match, technical assistance, and referrals to CDBG and ESG funded programs to the residents in public housing.

The HACS is the largest property manager of multi-family and single household public housing units for the lower income population of Stanislaus County. The HACS is committed to provide decent affordable housing to its residents and in doing so; the HACS keeps public housing units in favorable conditions so that its residents have a safe and healthy living environment.

The Housing Authority of the County of Stanislaus currently has 4,838 vouchers allocated for Stanislaus County. Within the 4,838 vouchers, 166 are Veterans Affairs Supportive Housing (VASH) specifically for homeless veterans, 240 vouchers specifically for reunifying families with children removed from the home, and referred through the local child welfare agency who are homeless or living in substandard housing, 380 are project based vouchers, and 11 are project based vouchers for a senior complex in the City of Patterson.

Actions taken to encourage public housing residents to become more involved in management and participate in homeownership.

The HACS has a Resident Advisory Board which is comprised of Public Housing Authority (PHA) and Voucher program participants. Any time there are substantial policy changes (such as prioritization of the wait list, program termination changes, areas where there is flexibility in establishing program guidelines), this board must be notified and given an opportunity to respond by either supporting and/or rejecting policy changes. Then this information goes to the Housing Authority Board of Commissioners (BOC) for consideration of whether to support or reject. In addition, the HACS is required to have program participants sit on their BOC per regulations.

In addition, the Stanislaus Urban County works with the HACS to provide homeownership opportunities through the homeownership, budgeting, and credit classes. Down Payment Assistance Programs are also explained and offered to eligible residents.

Actions taken to provide assistance to troubled PHAs.

The Stanislaus Urban County has no PHAs that are troubled and/or that have requested assistance.

CR-35 - Other Actions 91.220(j)-(k); 91.320(i)-(j)

Actions taken to remove or ameliorate the negative effects of public policies that serve as barriers to affordable housing such as land use controls, tax policies affecting land, zoning ordinances, building codes, fees and charges, growth limitations, and policies affecting the return on residential investment. 91.220 (j); 91.320 (i)

Stanislaus County is committed to the provision of affordable housing for residents of all income groups. The County's commitment is evident by its continued efforts to install and/or improve infrastructure in existing unincorporated communities, to rehabilitate housing owned or occupied by lower-income households, and to help lower-income families purchase homes. The County facilitates second units, mobile homes, and farmworker housing. Duplexes may be allowed on corner lots in R-A and R-1 zones and on any lot in other residential zones. Mobile homes and second dwelling units are allowed in any residential zone. Stanislaus County Development Standards do not contain any unduly restrictive provisions. Building height, setbacks, lot areas, and parking are generally within the range of other similar sized jurisdictions in the state. Stanislaus County does not have any established caps on building permits or residential development. In general, the County does not consider its zoning and development standards to be a constraint to development because they represent minimum standards necessary to protect the public health, ensure compatibility between adjacent land uses, and maintain and enhance the livability of Stanislaus County. In addition, there is the opportunity to modify such standards through the use of Planned Development (P-D) zoning.

Actions taken to address obstacles to meeting underserved needs. 91.220(k); 91.320(j)

An emphasis on prevention-focused proposals for the Community Development Block Grant and Emergency Solutions Grants (ESG) programs continued as an effort to support the County's Focus on Prevention Initiative. The scoring criteria and guidelines include an emphasis on prevention-focused proposals.

For Fiscal Year 2017-2018, a total of \$217,684 in CDBG Public Services Grant funds were allocated based on a competitive grant process to which public service providers had the opportunity to apply for grants up to \$20,000. A total of 12 grants were awarded to non-profits to provide services such as: food assistance, emergency shelter, counseling, utility assistance, and tutoring to underserved areas and individuals.

During the Fiscal Year 2017-2018, the Stanislaus Urban County was awarded \$765,404 from the Emergency Solutions Grants program. Funds were set aside to allow non-profits and service providers to apply through a competitive grant process for ESG grants. Funds must be utilized to assist eligible Stanislaus Urban County residents within the framework of HUD approved ESG activities. Three emergency homeless shelter facilities, two homeless prevention and rapid re-housing assistance providers, received funds during the fiscal year to provide ESG services throughout the Stanislaus Urban County.

Actions taken to reduce lead-based paint hazards. 91.220(k); 91.320(j)

The County's Health Services Agency works from referrals from schools and other agencies to test for lead-based paint hazards. During the Fiscal Year 2017-2018, approximately 56 homes were tested and 22 were found to have contamination. If a housing unit is found to have lead based paint, the abatement process and consequences of living in a home that is contaminated, is explained to the residents. The County Planning Department provides Lead-Based Paint information to all residents that participate in the down payment assistance and housing rehabilitation program. In addition, the County conducts a habitability inspection of every housing unit that the County provides rental assistance through the state and federal ESG program. If the housing unit is found to have any lead-based paint issues then County staff provides information on the dangers of lead-based paint to both the landlord and the client. Every effort is made to provide a safe and healthy housing opportunity for clients participating in our housing assistance programs.

Actions taken to reduce the number of poverty-level families. 91.220(k); 91.320(j)

To reduce the number of persons living under the poverty level, Stanislaus County has continued its partnership with the CoC in support of activities such as the annual Homeless Point In Time Count as well as assist with applications for HUD's Super CoC NOFA funding opportunities to offset the outstanding need for homeless shelter and services within the community. As well as, provide a portion of CDBG and ESG funding through a competitive process to eligible non-profits that have a proven track record of assisting the homeless on their path towards employment work and permanent housing.

On March 30, 2016, the California Department of Housing and Community Development (HCD) designated Stanislaus County as an Administrative Entity (AE) and was awarded \$583,175 in CA ESG program funds to be administered in Fiscal Years 2016-2017 and 2017-2018. HCD re-designed its ESG program to establish a dedicated Continuum of Care Allocation available to all jurisdictions, including entitlement jurisdictions receiving ESG program funds directly from HUD, designated by HCD as an AE to provide services to the homeless and those at risk of becoming homeless within a Continuum of Care Service area. For Stanislaus County, the Service Area consists of the entire unincorporated area and all nine cities. The County worked with the CoC and local service providers to identify gaps in services and community needs. Two agencies were awarded grant funds to provide an emergency shelter program and a Rapid Re-Housing program.

Actions taken to develop institutional structure. 91.220(k); 91.320(j)

One of the strategies of the Con Plan is to take actions to overcome any gaps that may exist in the institutional structures and enhance coordination within Stanislaus County's network of public service providers as well as other public agencies that deliver essential public and social services.

For instance, during the program's monitoring reviews, agency-to-agency referrals are reviewed to verify that participants receiving services do not experience any gaps as they strive to reach their goal of independence from the need of public services within the community. Thus, the development of the Stanislaus Homeless Management Information System (HMIS) also has the potential to actively refer consumers of homeless services in a way that greatly reduces, if not eliminates, the needs of those transitioning from the streets towards permanent housing. Formal approval for agency-to-agency referral information via the HMIS system has been approved through the CoC's HMIS/ESG Sub-committee.

The CoC has been reorganizing its organizational structure and is emerging as a Community System of Care (CSoc), a strong network of service providers, consumers and government agencies that identify where gaps exist and how they can be best addressed. As a result of the Focus on Prevention Initiative, the CSoc is improving coordination among service providers and has gained a solid base of community support. County staff in collaboration with the CSoc continued working on further developing a Coordinated Access System that was initiated officially in the HMIS system during this last program year. The main goal of the Coordinated Access System is to have it assist service providers to track and better respond to the needs of individuals that seek services. To this date, only a limited number of service providers utilize the HMIS system as a coordinated access system to track clients and report program accomplishments.

Another network is the Stanislaus County Mental Health Services Act (MHSA) Stakeholder Steering Committee collaborative whose purpose is to expand and develop innovative, integrated services for children, adults, and older adults. California's voters passed MHSA in November 2004.

Building the capacity of local non-profits continues to be an important issue for the Stanislaus Urban County and other entitlement cities. The Stanislaus Urban County also has an excellent working relationship with both the cities of Turlock and Modesto, which are separate CDBG entitlement jurisdictions, to strategically prioritize projects and programs more efficiently and effectively for the region. Stanislaus County has partnered with both the cities of Modesto and Turlock to provide technical assistance and trainings to local service providers in the areas of: client screening, HMIS data collection, and basic case management requirements. During Fiscal Year 2017-2018, the Stanislaus Urban County continued to: a) effectively strategize to fill-in institutional gaps; b) continue to work and build cooperatively and collaboratively; c) provide technical assistance to the non-profit community; and, d) provided seed funds via the public service cycle to expand their capacity to provide a greater variety of housing related services for the population they directly serve.

Actions taken to enhance coordination between public and private housing and social service agencies. 91.220(k); 91.320(j)

The Stanislaus Urban County recognizes it cannot work alone in achieving the goals outlined in the Con Plan. Therefore, the Stanislaus Urban County is a member of and participates with various collaboratives throughout the County. The Stanislaus Urban County participates in the following community groups in order to better serve and coordinate the needs of the community:

Airport Neighborhood Collaborative

Stanislaus County is a member of the Airport Neighborhood Collaborative. Created by community organizers and residents, the Airport Neighborhood Collaborative is a monthly forum for: local agencies, elected officials, non-governmental organizations, and non-profits to share resources and work towards the common goal of making the Airport Neighborhood community a safe and healthier community. The Collaborative allows organizational stakeholders, both public and private, to coordinate and potentially leverage resources to more effectively deliver their respective services to residents.

Turlock Community Collaborative

Stanislaus County is a member of the Turlock Community Collaborative. This collaborative was formed initially to deal with homeless issues facing Turlock. A group of concerned community members, faith-based groups, and government agencies developed the collaborative to effectively deal with current and future issues concerning the homeless and the community.

Community System of Care (CSOC)

Stanislaus Urban County jurisdictions are members of the Community System of Care (CSOC), which is the local Continuum of Care (CoC). The CSOC consists of: homeless and public service providers, law enforcement, affordable housing developers, government agencies, and community advocates. This collaborative has developed a homeless and consumer survey that is distributed by member agencies on an annual basis for the homeless Point In Time Count. The information is then collected and shared among the agencies for efficient service delivery, as well as for purposes of resource identification and development. During Fiscal Year 2017-2018, County staff played a key role in improving the functionality of the countywide Homeless Management Information System (HMIS) that was implemented in October 2004. The Planning and Community Development Department, along with other County departments, work cooperatively with the City of Modesto, who serves as the CoC's Collaborative Applicant throughout the fiscal year to ensure the operation of a HMIS for the CSOC in order to meet HUD's mandate that all ESG program participants are part of, and actively enter the pertinent universal data elements into the

HMIS. In addition to the monthly CSoC meetings, County staff serves on several subcommittees of the CSoC; such as: CoC Advisory, HMIS Governance, Grant Review, and ESG Sub-committees.

Housing Authority of the County of Stanislaus (HACS)

The Housing Authority of the County of Stanislaus and Stanislaus County have a strong relationship and continue to work towards furthering decent, safe, and affordable housing throughout the County. The County funds several programs such as the Housing Rehabilitation program and Emergency Sewer Lateral Connection program that HACS administers. HACS also serves on several housing and community development related committees for the County.

Identify actions taken to overcome the effects of any impediments identified in the jurisdictions analysis of impediments to fair housing choice. 91.520(a)

Fair Housing Program - The County contracts with Project Sentinel to provide fair housing services in the Stanislaus Urban County area. Project Sentinel assisted a total of 272 calls for fair housing information within the Stanislaus Urban County area in the last fiscal year. A total of 12 fair housing cases and 27 tenant/landlord cases were handled by the agency this year. Additionally, Project Sentinel fielded 60 fair housing information and referral calls, benefiting 133 residents. Project Sentinel conducted no fair housing tests within the Stanislaus Urban County in Fiscal Year 2017-2018.

Additional Actions Taken to Address Obstacles to Meeting Underserved Needs

Some non-profits and community organizations may not be familiar with the HUD grant process or other funding resources that may be available to them. As a result, many organizations and non-profits have not used HUD funds and other types of financial assistance. Stanislaus County staff and those agencies familiar with the HUD process share information with others.

A yearly Notice of Funding Availability (NOFA) is announced for the release of CDBG and ESG funds for the Public Service Grant cycle. The NOFA includes an announcement of a mandatory Grant Technical Workshop and timeline for the upcoming grant cycle. The NOFA is advertised in the local newspaper, The Modesto Bee, in English and Spanish. An e-mail is sent out to all past and current grantees and applicants that have applied in the last five years. County staff also announces the NOFA at the local CoC meeting and distributes a reminder, and e-mails the local CoC agencies a NOFA announcement. County staff coordinates with its Stanislaus Urban County members and has them distribute amongst their communities the NOFA announcement to service providers in their area to guarantee coverage in our outlining communities.

The County holds a Grant Technical Workshop to release the upcoming grant application and explain the grant requirements. County Staff is available via phone, in person, and by e-mail to answer questions at the workshop and throughout the grant application process. The County also requires grantees to attend a Grantee Technical Workshop prior to receiving their agreements. In the workshop, the policies, procedures, program regulations, requirements, and obligations of the grant are explained. All grantees receive the information covered in the workshop via email and at the workshop.

Technical assistance is provided at every opportunity for staff to respond to inquiries and concerns. Reference, guidance, and support materials are provided upon request, either at the Planning and Community Development department office, or via the internet. The Stanislaus Urban County is constantly looking for ways to encourage public and private partnerships and joint ventures between non-profit and profit housing developers. The Focus on Prevention Initiative has assisted in identifying new

potential partnerships in the area of not only addressing homelessness, but affordable housing development.

CR-40 - Monitoring 91.220 and 91.230

Describe the standards and procedures used to monitor activities carried out in furtherance of the plan and used to ensure long-term compliance with requirements of the programs involved, including minority business outreach and the comprehensive planning requirements.

A coordinated monitoring process has been established to verify and confirm that grant funds have been used in an eligible and appropriate manner for each of the following programs:

Stanislaus Urban County Infrastructure Projects

Stanislaus County staff reviews quarterly project progress reports, Request for Funds reports, and Oracle budget printouts, which identify the total funds used by all jurisdictions during a given month. Stanislaus County staff verifies and cross-references the information on monthly departmental budget Oracle reports. On and off-site monitoring visits are also held quarterly by Stanislaus County staff for each jurisdiction to track expenditure of funds as well as to ensure compliance with applicable federal requirements such as labor standards enforcement (i.e., certified payroll and worker interviews), Section 3 requirements, and any other applicable federal requirements. Section 3 is a provisionary requirement of the Housing and Urban Development (HUD) Act of 1968 that is intended to ensure that when a public project utilizing HUD funds has a contracting opportunity, and if the awarded contractor requires additional workers or sub-contractors, the awarded contractor must give preference to qualified low- and very low-income persons or businesses residing in the project site's community for hiring consideration.

Stanislaus Urban County Public Services Grants Program

Stanislaus County staff reviews quarterly CDBG statistical data, narratives, Requests for Funds forms, and Oracle budget printouts which identify the total funds used/requested by each grantee during that reporting period. Stanislaus County staff verifies and cross-references the information on the quarterly budget activity reports with the IDIS system and data tables. Quarterly monitoring visits are also scheduled by Stanislaus County program staff for each grantee to ensure appropriate expenditure of funds. Non-profits that reach a certain performance threshold become eligible for bi-annual monitoring reviews in place of the quarterly visits.

Stanislaus Urban County Emergency Solutions Grants (ESG) Program

Under the Emergency Solutions Grants (ESG) program, Stanislaus County staff reviews quarterly ESG statistical tables, narratives, Request for Funds forms, and budget printouts, which identify the total funds used/requested by each grantee during that reporting period. In Fiscal Year 2017-2018, ESG funded agencies received training and continued submitting their program accomplishments through the HMIS system. Stanislaus County staff verifies and cross-references the information received on the quarterly budget Oracle reports and the IDIS system. Monitoring visits are also scheduled quarterly by Stanislaus County staff for each grantee to ensure appropriate expenditure of funds. As part of the ESG monitoring process, invoices and accompanying receipts are reviewed for reimbursement eligibility. Once eligibility is confirmed, 50% of the costs related to the project are reimbursed, as the remainder of the costs is paid by non-ESG match funding sources (i.e., local unrestricted donations). In this manner, the subrecipient in turn ensures that dollar-to-dollar matching requirements are satisfied by paying the remainder of the expenses from non-ESG sources.

Citizen Participation Plan. 91.105(d); 91.115(d)

Describe the efforts to provide citizens with reasonable notice and an opportunity to comment on performance reports.

The Stanislaus Urban County followed its citizen participation plan by releasing the Draft CAPER on August 21, 2018, with a 15 day public review period that began August 21 and ended on September 5, 2018. A public hearing notice was published in both English and Spanish in The Modesto Bee on August 22, 2018, defining the CAPER review process and how persons, agencies, and interested groups may participate; as well as instructions on how to submit written comments. As part of the public review process, the Draft CAPER was distributed to the Stanislaus Community System of Care Collaborative (also known as the Continuum of Care).

Also, the Draft CAPER was made available on August 21, 2018, for public review and input, via the internet, on the County's Planning and Community Development Department website and copies of the Draft CAPER were made available for review at the Planning Departments of all the Stanislaus Urban County participants and the Stanislaus County Modesto library branch. A final public hearing to consider approval of the CAPER will be held September 11, 2018, before the Stanislaus County Board of Supervisors.

CR-45 - CDBG 91.520(c)

Specify the nature of, and reasons for, any changes in the jurisdiction's program objectives and indications of how the jurisdiction would change its programs as a result of its experiences.

No changes in the Stanislaus Urban County's program objectives occurred during Fiscal Year 2017-2018.

Does this Jurisdiction have any open Brownfields Economic Development Initiative (BEDI) grants?

No.

CR-60 - ESG 91.520(g) (ESG Recipients only)

ESG Supplement to the CAPER in *e-snaps* For Paperwork Reduction Act

1. Recipient Information—All Recipients Complete

Basic Grant Information

Recipient Name	STANISLAUS COUNTY
Organizational DUNS Number	073136772
EIN/TIN Number	946000540
Identify the Field Office	San Francisco
Identify CoC(s) in which the recipient or subrecipient(s) will provide ESG assistance	Turlock/Modesto/Stanislaus County CoC

ESG Contact Name

Prefix	Mrs.
First Name	Angela
Middle Name	-
Last Name	Freitas
Suffix	-
Title	Planning and Community Development Director

ESG Contact Address

Street Address 1	1010 10th Street
Street Address 2	Suite 3400
City	Modesto
State	CA
ZIP Code	95354
Phone Number	209-525-6330
Extension	-
Fax Number	209-525-5911
Email Address	Angela@stancounty.com

ESG Secondary Contact

Prefix	Mrs.
First Name	Ana
Last Name	San Nicolas
Suffix	-
Title	Program Manager
Phone Number	209-525-6330
Extension	-
Email Address	Sannicolasa@stancounty.com

2. Reporting Period—All Recipients Complete

Program Year Start Date 07/01/2017
Program Year End Date 06/30/2019

3a. Subrecipient Form – Complete one form for each subrecipient

Subrecipient or Contractor Name: STANISLAUS COUNTY

City: Modesto

State: CA

Zip Code: 95354-0859

DUNS Number: 073136772

Is subrecipient a victim services provider: N

Subrecipient Organization Type: Unit of Government

ESG Subgrant or Contract Award Amount: \$57,405.30

Subrecipient or Contractor Name: COMMUNITY HOUSING AND SHELTER SERVICES

City: Modesto

State: CA

Zip Code: 95354-3436

DUNS Number: 835658782

Is subrecipient a victim services provider: N

Subrecipient Organization Type: Other Non-Profit Organization

ESG Subgrant or Contract Award Amount: \$57,405.30

Subrecipient or Contractor Name: WE CARE PROGRAM -TURLOCK

City: Turlock

State: CA

Zip Code: 95380-5413

DUNS Number: 179569772

Is subrecipient a victim services provider: N

Subrecipient Organization Type: Other Non-Profit Organization

ESG Subgrant or Contract Award Amount: \$126,322.08

Subrecipient or Contractor Name: COMMUNITY HOUSING AND SHELTER SERVICES

City: Modesto

State: CA

Zip Code: 95354-3436

DUNS Number: 835658782

Is subrecipient a victim services provider: N

Subrecipient Organization Type: Other Non-Profit Organization

ESG Subgrant or Contract Award Amount: \$117,117.08

Subrecipient or Contractor Name: THE SALVATION ARMY

City: Modesto

State: CA

Zip Code: 95354-2225

DUNS Number: 074629460

Is subrecipient a victim services provider: N

Subrecipient Organization Type: Other Non-Profit Organization

ESG Subgrant or Contract Award Amount: \$158,602.08

Subrecipient or Contractor Name: WE CARE PROGRAM- TURLOCK

City: Modesto

State: CA

Zip Code: 95380-5413

DUNS Number: 179569772

Is subrecipient a victim services provider: N

Subrecipient Organization Type: Other Non-Profit Organization

ESG Subgrant or Contract Award Amount: \$99,275.08

Subrecipient or Contractor Name: FAMILY PROMISE OF GREATER MODESTO

City: Modesto

State: CA

Zip Code: 95358-9803

DUNS Number: 023267225

Is subrecipient a victim services provider: N

Subrecipient Organization Type: Other Non-Profit Organization

ESG Subgrant or Contract Award Amount: \$149,277.08

CR-65 - Persons Assisted

4. Persons Served.

4a. Complete for Homelessness Prevention activities.

Number of Persons in Households	Total
Adults	25
Children	35
Don't Know/Refused/Other	0
Missing Information	0
Total	60

Table 8 – Household Information for Homeless Prevention Activities

4b. Complete for Rapid Re-Housing activities.

Number of Persons in Households	Total
Adults	6
Children	4
Don't Know/Refused/Other	0
Missing Information	0
Total	10

Table 9 – Household Information for Rapid Re-Housing Activities

4c. Complete for Shelter.

Number of Persons in Households	Total
Adults	993
Children	40
Don't Know/Refused/Other	0
Missing Information	0
Total	1,033

Table 10 – Shelter Information

4d. Street Outreach.

Number of Persons in Households	Total
Adults	0
Children	0
Don't Know/Refused/Other	0
Missing Information	0
Total	0

Table 11 – Household Information for Street Outreach

4e. Totals for all Persons Served with ESG.

Number of Persons in Households	Total
Adults	1,024
Children	79
Don't Know/Refused/Other	0
Missing Information	0
Total	1,103

Table 12 – Household Information for Persons Served with ESG

5. Gender—Complete for all activities.

Gender	Total
Male	799
Female	302
Transgender	2
Don't Know/Refused/Other	0
Missing Information	0
Total	1,103

Table 13 – Gender Information

6. Age—Complete for all activities.

Age	Total
Under 18	87
18-24	59
25-61	823
62 and Over	134
Don't Know/Refused/Other	0
Missing Information	0
Total	1,103

Table 14 – Age Information

7. Special Populations Served—Complete for all activities.

Number of Persons in Households				
Subpopulation	Total	Total Persons Served – Prevention	Total Persons Served – RRH	Total Persons Served in Emergency Shelters
Veterans	93	0	0	93
Victims of Domestic Violence	167	3	0	164
Elderly	139	0	0	139
HIV/AIDS	1	0	0	1
Chronically Homeless	260	0	0	260
Persons with Disabilities:				
Severely Mentally Ill	315	3	1	311
Chronic Substance Abuse	154	0	0	154
Other Disability	493	4	4	485
Total (Unduplicated if possible)*	962	7	5	950

Table 15 – Special Population Served

*Total based on HMIS report

CR-70 – ESG 91.520(g) - Assistance Provided and Outcomes

10. Shelter Utilization.

Number of New Units - Rehabbed	0
Number of New Units - Conversion	0
Total Number of bed-nights available	63,875
Total Number of bed-nights provided	63,721
Capacity Utilization	99%

Table 16 – Shelter Capacity

11. Project Outcomes Data measured under the performance standards developed in consultation with the CoC(s).

Stanislaus County developed and utilizes a CDBG and ESG program Desk Guide for sub-grantees. This guide was recently updated in June 2017 in consultation with the local CoC in order to incorporate additional requirements for state ESG funds that Stanislaus County began receiving during Fiscal Year 2016-2017. Under the CDBG and ESG program, staff tracks grantee's progress in fulfilling its goals and objectives set forth in the Con Plan measured with established guidelines to assure that the program remains on task. Additionally, with data collected by the grantee during monitoring visits is entered into the IDIS system; this program is capable of presenting the data to defend its progression towards accomplishment of its goals and objectives set forth in the Con Plan. On a semi-annual basis this

information is compiled and compared with the goals and objectives in the Con Plan. If this information reflects the accomplishments set forth in the Con Plan, the programs will proceed as planned. If this information falls short of the goals set forth, appropriate adjustments will be made, and notification sent to the respective sub-recipients to be made aware of their need to meet certain milestones and timeliness requirements to ensure receipt of expected funds for their respective programs. The coordinated monitoring process has been established to verify and confirm that grant funds have been used in an eligible and appropriate manner for each and every program funded with CDBG and ESG funds.

Stanislaus County staff reviews quarterly ESG statistical tables, narratives, Request for Funds forms, and budget printouts, which identify the total funds used/requested by each grantee during that reporting period. Stanislaus County staff verifies and cross-references the information on the quarterly budget activity reports. Monitoring visits are also scheduled quarterly by Stanislaus County staff for each grantee to ensure appropriate expenditure of funds. As part of the ESG monitoring process invoices and accompanying receipts were reviewed for reimbursement eligibility. Once eligibility was confirmed, 50% of the costs related to the project are reimbursed, as the remainder of the costs is paid by a non-ESG match funding sources (i.e., local unrestricted donations). In this manner, the subrecipient in turn commits their dollar-to-dollar match by paying the remainder of the expenses from non-Federal sources.

CR-75 – Expenditures

11. Expenditures.

11a. ESG expenditures for Homelessness Prevention.

ESG Expenditures for Homeless Prevention	Dollar Amount of Expenditures in Program Year		
	2015	2016	2017
Expenditures for Rental Assistance	\$15,550	\$17,829	\$3,319
Expenditures for Housing Relocation and Stabilization Services - Financial Assistance (Utilities, CR, Deposits)	0	0	11,420
Expenditures for Housing Relocation & Stabilization Services – Services (CM, Inspections, Admin, etc.)	4,295	14,868	28
Expenditures for Homeless Prevention under Emergency Shelter Grants Program	0	0	0
Subtotal Homelessness Prevention	\$19,845	\$32,697	\$14,767

Table 17 – ESG Expenditures for Homelessness Prevention

11b. ESG Expenditures for Rapid Re-Housing.

Expenditures for Rental Assistance	Dollar Amount of Expenditures in Program Year		
	2015	2016	2017
Expenditures for Rental Assistance	\$30,982	\$21,365	\$30,894
Expenditures for Housing Relocation and Stabilization Services - Financial Assistance (Utilities, CR, Deposits)	2,045	16,385	3,611
Expenditures for Housing Relocation & Stabilization Services – Services (CM, Inspections, Admin, etc.)	1,718	9,515	9,904
Expenditures for Homeless Assistance under Emergency Shelter Grants Program	0	0	0
Subtotal Rapid Re-Housing	\$34,745	\$47,265	\$44,409

Table 18 – ESG Expenditures for Rapid Re-Housing

11c. ESG expenditures for Emergency Shelter.

ESG Expenditures for Emergency Shelter	Dollar Amount of Expenditures in Program Year		
	2015	2016	2017
Essential Services	\$50,455	\$53,639	\$10,928
Operations	12,916	35,091	124,661
Renovation	0	0	0
Major Rehab	0	0	0
Conversion	0	0	0
Subtotal	\$63,371	\$88,730	\$135,589

Table 19 – ESG Expenditures for Emergency Shelter

11d. Other grant expenditures.

Other Grant Expenditures	Dollar Amount of Expenditures in Program Year		
	2015	2016	2017
HMIS	\$14,999	\$14,837	\$19,850.66
Administration	14,300	14,837	29,989.78
Street Outreach	0	0	0

Table 20 - Other Grant Expenditures

11e. Total ESG grant funds.

Total ESG Funds Expended	2015	2016	2017
	\$189,163.02	\$197,798.44	\$230,467.40

Table 21 – Total ESG Funds Expended

11f. Match source.

Match Source	2015	2016	2017
Other Non-ESG HUD Funds	\$156,080	\$32,670	0
Other Federal Funds	22,120	68,000	0
State Government	0	0	0
Local Government	10,000	0	30,000
Private Funds	15,000	796,000	160,936
Other (includes In-Kind)	30,100	152,515	82,196
Fees	0	0	0
Program Income	8,000	6,500	22,240
Total Match Amount	\$241,300	\$1,055,685	\$295,372

Table 22 - Other Funds Expended on Eligible ESG Activities**11g. Total**

Total Amount of Funds Expended on ESG Activities	2015	2016	2017
	\$174,863.02	\$182,961.44	\$200,477.62

Table 23 - Total Amount of Funds Expended on ESG Activities

STANISLAUS URBAN COUNTY

Consolidated Annual Performance and Evaluation Report (CAPER) Fiscal Year 2017-2018

Board of Supervisors
September 11, 2018



Stanislaus Urban County Members



Presentation Overview

- HUD Entitlement Requirements
- Purpose of CAPER
- HUD Funding Allocations
- Projects and Programs
- Staff Recommendations

FY 2017-2018 CAPER

HUD Entitlement Requirements

- Consolidated Plan-Con Plan
5 Years
- Analysis of Impediments to Fair Housing-AI
5 Years
- Annual Action Plan-AAP
Annually
- Consolidated Annual Performance and
Evaluation Report-CAPER
Annually

FY 2017-2018 CAPER

Consolidated Plan Priorities

- Infrastructure (CDBG)
- Economic Development (CDBG)
- Housing Programs (CDBG & HOME)
- Public Services (CDBG & ESG)

FY 2017-2018 CAPER

Purpose

- Report Accomplishments
- Report Expenditures
- Opportunity for Citizen Participation
 - 15 day public review period

FY 2017-2018 Funding Allocations

Urban County Member	Activities	Administration	Total
Ceres	\$242,803	\$15,065	\$257,868
Hughson	121,440	15,065	136,505
Newman	137,906	15,065	152,971
Oakdale	152,162	15,065	167,227
Patterson	137,754	15,065	152,819
Waterford	126,471	15,065	141,536
Stanislaus County	606,131	319,092	925,223
Public Services	217,684		217,684
Fair Housing		25,000	25,000
CDBG Subtotal	\$1,742,351	\$434,482	\$2,176,833
ESG	707,998.70	57,405.30	765,404
Total	\$2,450,349.70	\$491,887.30	\$2,942,237

FY 2017-2018 Projects

Infrastructure:


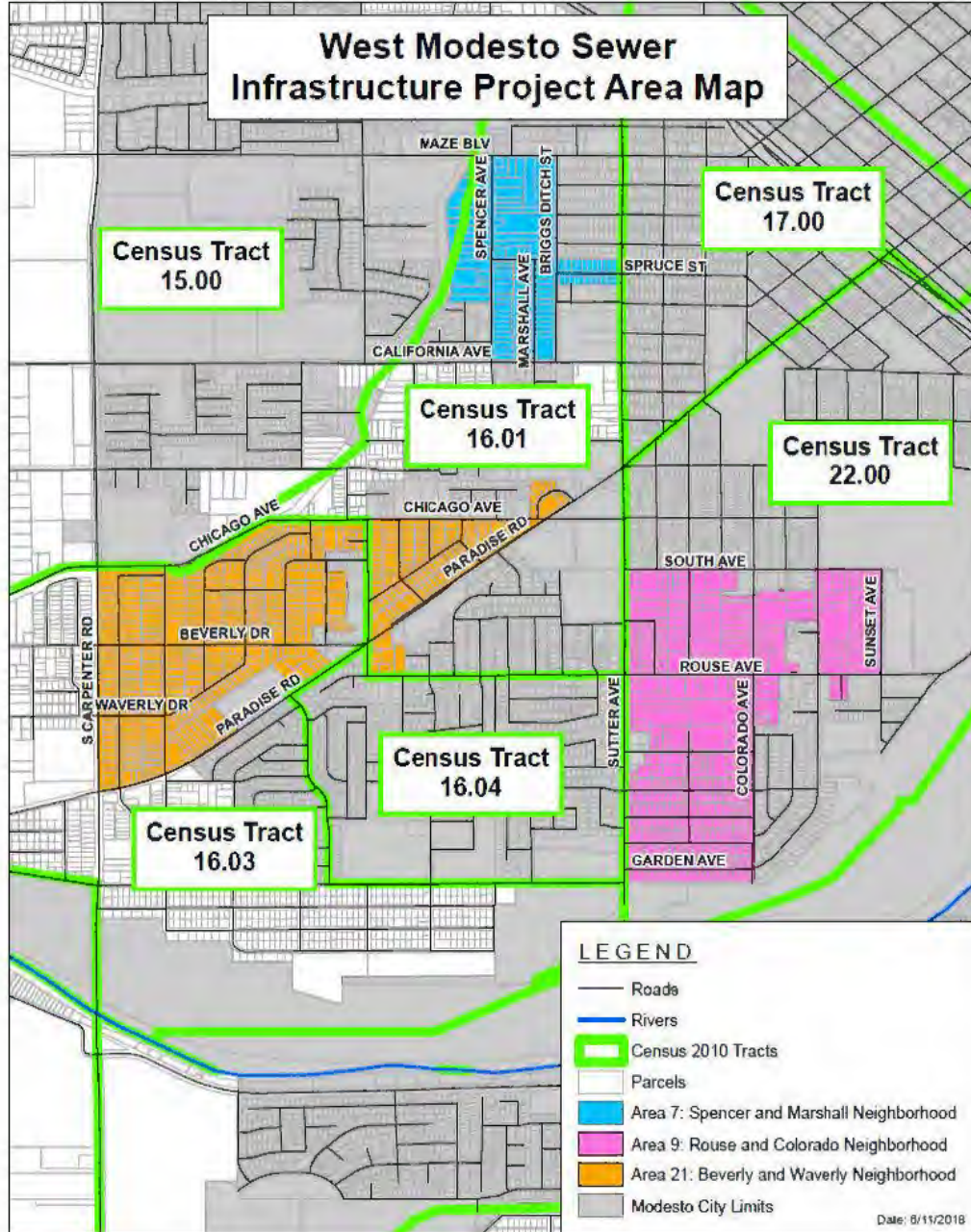
- Airport Neighborhood Sewer Project
- West Modesto Sewer Project
 - Spencer-Marshall
 - Rouse-Colorado
 - Beverly-Waverly

Fair Housing:


- Fair Housing and Tenant Landlord Services



West Modesto Sewer Infrastructure Project Area Map



Summary of Changes (continued) FY 2017-2018 Projects



FY 2017-2018 Projects

(continued)

Urban County- City Projects

- Ceres: Roeding Heights Improvements Project
- Hughson: 2nd Street Infrastructure
- Newman: Inyo and Q Avenue Infrastructure
- Oakdale: Wood Basin Area Storm Drain Improvements
- Patterson: 5th and 6th Street Infrastructure
- Waterford: Church Street Infrastructure



Summary of Changes (continued) FY 2017-2018 Projects



FY 2017-2018 Programs

Public Services Grants Program

- Funds Allocated: \$217,685
- 7 Non-Profits, 12 Programs
- 80% AMI or below
- 3,049 Unduplicated Individuals Served
- 101 Individuals 62 Years and over
- 221 Individuals with Disabilities
- 2,177 low-income families
- 1,167 Emergency Food Recipients

FY 2017-2018 Programs

(continued)

Emergency Solutions Grants Program

- Funds Allocated: \$765,404
- 4 Non-Profits, 6 Programs
- 30% AMI or below
- 1,103 Unduplicated Individuals Served
- 134 Seniors, 962 Individuals with Disabilities and 93 Veterans
- 60 Homeless Prevention, 10 Rapid Re-Housing and 1,033 Shelter

FY 2017-2018 Programs

(continued)

Neighborhood Stabilization Program

- 56 multi-family units in the City of Oakdale
- 6 single family units in the Airport and Parklawn neighborhoods



FY 2017-2018 Programs (continued)

Affordable Housing Projects



Staff Recommendations

- Close Public Review Period
- Conduct Public Hearing
- Approvals
 - Fiscal Year 2017-2018 CAPER
- Authorizations
 - Authorize staff to submit to HUD

Questions

