

THE BOARD OF SUPERVISORS OF THE COUNTY OF STANISLAUS  
BOARD ACTION SUMMARY

DEPT: Environmental Resources

BOARD AGENDA #: 9:05 a.m.

AGENDA DATE: June 27, 2017

**SUBJECT:**

Public Hearing to Consider Adjustments to the Stanislaus County Franchise Maximum Rates for Solid Waste Services

**BOARD ACTION AS FOLLOWS:**

No. 2017-362

On motion of Supervisor Withrow, Seconded by Supervisor Monteith  
and approved by the following vote,

Ayes: Supervisors: Olsen, Withrow, Monteith, DeMartini, and Chairman Chiesa

Noes: Supervisors: None

Excused or Absent: Supervisors: None

Abstaining: Supervisor: None

- 1)  Approved as recommended
- 2)  Denied
- 3)  Approved as amended
- 4)  Other:

MOTION:

ATTEST:   
ELIZABETH A. KING, Clerk of the Board of Supervisors

File No.


**THE BOARD OF SUPERVISORS OF THE COUNTY OF STANISLAUS**  
**AGENDA ITEM**

DEPT: Environmental Resources  
Urgent  Routine

BOARD AGENDA #: 9:05 a.m.

AGENDA DATE: June 27, 2017

CEO CONCURRENCE:



4/5 Vote Required: Yes  No

---

**SUBJECT:**

Public Hearing to Consider Adjustments to the Stanislaus County Franchise Maximum Rates for Solid Waste Services

---

**STAFF RECOMMENDATIONS:**

1. Conduct a public hearing to consider adjustments to Stanislaus County franchise maximum rates for solid waste collection services.
2. Approve the proposed adjustments to Stanislaus County maximum rates for solid waste collection services in Franchise Areas 1, 2, 3 and 4 effective July 1, 2017.

**DISCUSSION:**

The unincorporated areas of Stanislaus County are divided into four separate franchise refuse hauling areas (Franchise Areas), each of which contain a mix of residential, commercial, and drop box customers (Refuse bins 10 cubic yards or greater). These four Franchise Areas contain the following residential communities: Area 1: Salida, Keyes, Crows Landing, Grayson, and Westley; Area 2: Knights Ferry and Valley Home; Area 3: Denair, Empire, Hickman, and La Grange; and Area 4: the unincorporated areas comprised primarily of pockets within the City of Turlock (See Attachment B). In exchange for a franchise fee, the hauler receives the exclusive rights to the residential and commercial accounts within their respective area, while Stanislaus County retains the ability to regulate the haulers and set the maximum rates that can be charged. In addition, the Board of Supervisors also sets the franchise maximum haul rates for drop box customers.

On November 4, 2008, the Board adopted a new Refuse Rate Adjustment Process and approved a Baseline for Rates (Base Rates), which set the maximum franchise rates for solid waste collection services in the unincorporated areas of Stanislaus County. The Base Rate became effective on July 1, 2009. In addition, the Board approved a new methodology for the annual adjustment of these Base Rates. For four consecutive years beginning on July 1, 2009, the Base Rates may be increased or decreased according to the appropriate consumer price index (CPI). Every fifth year, a detailed cost of service study will be repeated to determine new Base Rates. This is then followed by another four years of index-based adjustments.

On June 18, 2013, the Board of Supervisors adopted the Base Rates for solid waste collection services in the unincorporated areas of Stanislaus County, which became effective on July 1,

Public Hearing to Consider Adjustments to the Stanislaus County Franchise Maximum Rates for Solid Waste Services

2013. The upcoming Fiscal Year is the fourth year of the four consecutive years when Base Rates may be increased or decreased based on the changes in a series of consumer and other price indices.

The following indices and their respective changes (i.e., the difference between the April 2015 – March 2016 average, and the April 2016 – March 2017 average) have been applied to the indicated components of the individual companies’ residential and commercial Base Rates. Only the labor, fuel, collections, and interest adjustments have been applied to the Drop Box Base Rates because the County sets only the haul charges for these services. Disposal, transfer, and franchise fees are billed to the customer directly by the companies as part of the service charge.

<u>Labor Component:</u> <i>CPI, Urban Wage Earners and Clerical Workers, All Items West – Size Class B/C</i>	+1.31%
<u>Fuel Component:</u> <i>California No. 2 Diesel Retail Sales by All Sellers, U.S. Department of Energy</i>	-1.39%
<u>Collections Component:</u> <i>CPI, All Urban Consumers, All Items, West Urban Area, West – Size Class B/C</i>	+1.27%
<u>FRLF Disposal Component:</u> <i>Actual Change in Disposal Fees at the Fink Road Landfill.</i>	0%
<u>SRRF Disposal Component:</u> <i>Actual Change in Disposal Fees at the Stanislaus Resource Recovery Facility.</i>	+1.87%
<u>Transfer Component:</u> <i>Discretionary Adjustment by the County.</i>	+8.00%*
<u>Interest Component:</u> <i>Change in the Prime Rate per “Bank of America, NA and Bank of America NT &amp; SA”</i>	+8.12%
<u>Franchise Fee Component:</u> <i>Franchise Fees remain unchanged at 8%</i>	n/c
<u>Other Fees Component:</u> <i>There are no Other Fees applicable at this time.</i>	n/c

\*Bertolotti Disposal, Gilton Solid Waste Management and Turlock Scavenger’s Transfer Rate

The proposed rates (Attachment A) are presented in a format that identifies the following: the current rates and the rates currently being proposed with the appropriate indices applied; and the net change between the rates customers are currently paying through the end of the fiscal year and the rates proposed for Budget Year 2017-2018.

Upon approval, both increases and decreases will be seen in all solid waste collection service charges in the unincorporated areas of Stanislaus County and will be effective July 1, 2017. Subscribers to residential basic service consisting of 1-90 gallon cart, curbside recycling, and bulky item collection may see changes in their monthly service charges ranging from a 2.52%

Public Hearing to Consider Adjustments to the Stanislaus County Franchise Maximum Rates for Solid Waste Services

---

increase to a 2.93% increase. Proposed commercial bin rate adjustments range from a 2.76% increase to a 2.98% increase and proposed franchise drop-box haul charge adjustments range from a 1.15% increase to a 1.17% increase.

**POLICY ISSUE:**

Conducting a public hearing by the Board of Supervisors is required prior to adjusting the maximum rates for solid waste collection services.

**FISCAL IMPACT:**

The net change in estimated revenue for the Franchise Haulers from the proposed rates for the Fiscal Year 2017-2018 will be approximately \$319,373.39 which will increase County revenue through the 8% franchise fees by approximately \$25,550 and is included in the Fiscal Year 2017-2018 Recommended Proposed Budget.

<b>Cost of recommended action:</b>		\$ 25,550
<b>Source(s) of Funding:</b>		
Franchise Fees	\$ 25,550	
<b>Funding Total:</b>		\$ 25,550
<b>Net Cost to County General Fund</b>		\$ -
<b>Fiscal Year:</b>	2017-2018	
<b>Budget Adjustment/Appropriations needed:</b>	No	

**BOARD OF SUPERVISORS' PRIORITY:**

This action is consistent with the Board's priorities of A Safe Community, A Healthy Community, A Well-Planned Infrastructure System, and the Efficient Delivery of Public Services by providing countywide refuse collection.

**STAFFING IMPACT:**

Existing staff will support the necessary administrative functions associated with this recommended action.

**CONTACT PERSON:**

Jami Aggers, Director of Environmental Resources

Telephone: 209-525-6770

**ATTACHMENT(S):**

- A. Proposed Maximum Refuse Rates, 7 pages
- B. Franchise Area Map

**PROPOSED MAXIMUM RESIDENTIAL BASE RATES INCLUDING CURBSIDE RECYCLING  
AND BULKY ITEM PROGRAM**

**BERTOLOTTI DISPOSAL - FRANCHISE AREA #1**

Service	Current Rates ('16-'17)	Proposed Rates ('17-'18)	Net Change (Current vs. Proposed)
1 can	\$16.92	\$17.38	2.70%
2 cans	\$24.65	\$25.32	2.70%
Add'l. can	\$12.32	\$12.66	2.70%
60 gal. cart	\$16.92	\$17.38	2.70%
90 gal. cart	\$24.65	\$25.32	2.70%
Add'l. cart	\$15.04	\$15.45	2.70%

**GILTON SOLID WASTE MANAGEMENT - FRANCHISE AREA #2**

Service	Current Rates ('16-'17)	Proposed Rates ('17-'18)	Net Change (Current vs. Proposed)
1 can	\$11.98	\$12.33	2.93%
2 cans	\$20.73	\$21.33	2.93%
Add'l. can	\$10.36	\$10.66	2.93%
30 gal. cart	\$14.41	\$14.83	2.93%
60 gal. cart	\$16.16	\$16.63	2.93%
90 gal. cart	\$20.73	\$21.33	2.93%
Add'l. cart	\$12.64	\$13.00	2.93%

**TURLOCK SCAVENGER - FRANCHISE AREA #3**

Service	Current Rates ('16-'17)	Proposed Rates ('17-'18)	Net Change (Current vs. Proposed)
1 can	\$14.91	\$15.29	2.52%
2 cans	\$22.94	\$23.52	2.52%
Add'l. can	\$10.59	\$10.86	2.52%
60 gal. cart	\$14.91	\$15.29	2.52%
90 gal. cart	\$22.94	\$23.52	2.52%
Add'l. cart	\$14.91	\$15.29	2.52%

**TURLOCK SCAVENGER - FRANCHISE AREA #4**

Service	Proposed Rates ('16-'17)	Proposed Rates ('17-'18)	Net Change (Current vs. Proposed)
1 can	\$15.95	\$16.40	2.82%
2 cans	\$22.82	\$23.46	2.82%
Add'l. can	\$11.41	\$11.73	2.82%
60 gal. cart	\$15.95	\$16.40	2.82%
90 gal. cart	\$22.82	\$23.46	2.82%
Add'l. cart	\$13.91	\$14.30	2.82%

**PROPOSED COMMERCIAL BIN RATES**  
BERTOLOTTI DISPOSAL - FRANCHISE AREA #1

Service	Current Rates ('16-'17)	Proposed Rates ('17-'18)	Net Change (Current vs. Proposed)
1 yd., 1 X week	\$ 60.74	\$ 62.42	2.76%
1 yd., 2 X week	\$ 121.47	\$ 124.83	2.76%
1 yd., 3 X week	\$ 182.22	\$ 187.26	2.76%
1 yd., 4 X week	\$ 242.96	\$ 249.68	2.76%
1 yd., 5 X week	\$ 303.69	\$ 312.09	2.76%
1 yd., 6 X week	\$ 364.43	\$ 374.50	2.76%
1 yd., 7 X week	\$ 425.17	\$ 436.93	2.76%
1.5 yd., 1 X week	\$ 76.67	\$ 78.79	2.76%
1.5 yd., 2 X week	\$ 153.35	\$ 157.59	2.76%
1.5 yd., 3 X week	\$ 230.02	\$ 236.38	2.76%
1.5 yd., 4 X week	\$ 306.67	\$ 315.15	2.76%
1.5 yd., 5 X week	\$ 383.36	\$ 393.96	2.76%
1.5 yd., 6 X week	\$ 460.03	\$ 472.75	2.76%
1.5 yd., 7 X week	\$ 536.71	\$ 551.55	2.76%
2 yd., 1 X week	\$ 89.56	\$ 92.04	2.76%
2 yd., 2 X week	\$ 179.11	\$ 184.06	2.76%
2 yd., 3 X week	\$ 268.67	\$ 276.10	2.76%
2 yd., 4 X week	\$ 358.21	\$ 368.11	2.76%
2 yd., 5 X week	\$ 447.77	\$ 460.15	2.76%
2 yd., 6 X week	\$ 537.33	\$ 552.19	2.76%
2 yd., 7 X week	\$ 626.86	\$ 644.19	2.76%
3 yd., 1 X week	\$ 105.19	\$ 108.10	2.76%
3 yd., 2 X week	\$ 210.40	\$ 216.22	2.76%
3 yd., 3 X week	\$ 315.57	\$ 324.30	2.76%
3 yd., 4 X week	\$ 420.77	\$ 432.41	2.76%
3 yd., 5 X week	\$ 525.97	\$ 540.51	2.76%
3 yd., 6 X week	\$ 631.16	\$ 648.61	2.76%
3 yd., 7 X week	\$ 736.37	\$ 756.73	2.76%
4 yd., 1 X week	\$ 130.41	\$ 134.01	2.76%
4 yd., 2 X week	\$ 260.81	\$ 268.02	2.76%
4 yd., 3 X week	\$ 391.21	\$ 402.02	2.76%
4 yd., 4 X week	\$ 521.62	\$ 536.04	2.76%
4 yd., 5 X week	\$ 652.03	\$ 670.05	2.76%
4 yd., 6 X week	\$ 782.43	\$ 804.06	2.76%
4 yd., 7 X week	\$ 912.85	\$ 938.08	2.76%
6 yd., 1 X week	\$ 180.83	\$ 185.83	2.76%
6 yd., 2 X week	\$ 361.65	\$ 371.65	2.76%
6 yd., 3 X week	\$ 542.48	\$ 557.48	2.76%
6 yd., 4 X week	\$ 723.30	\$ 743.29	2.76%
6 yd., 5 X week	\$ 904.12	\$ 929.12	2.76%
6 yd., 6 X week	\$ 1,084.95	\$ 1,114.94	2.76%
6 yd., 7 X week	\$ 1,265.78	\$ 1,300.77	2.76%

**PROPOSED COMMERCIAL BIN RATES**  
**GILTON SOLID WASTE MANAGEMENT - FRANCHISE AREA #2**

Service	Current Rates ('16-'17)	Proposed Rates ('17-'18)	Net Change (Current vs. Proposed)
1 yd., 1 X week	\$ 69.09	\$ 71.15	2.98%
1 yd., 2 X week	\$ 138.21	\$ 142.33	2.98%
1 yd., 3 X week	\$ 207.30	\$ 213.49	2.98%
1 yd., 4 X week	\$ 276.41	\$ 284.66	2.98%
1 yd., 5 X week	\$ 345.50	\$ 355.81	2.98%
1 yd., 6 X week	\$ 414.60	\$ 426.97	2.98%
1 yd., 7 X week	\$ 483.70	\$ 498.13	2.98%
1.5 yd., 1 X week	\$ 78.42	\$ 80.76	2.98%
1.5 yd., 2 X week	\$ 156.85	\$ 161.53	2.98%
1.5 yd., 3 X week	\$ 235.27	\$ 242.29	2.98%
1.5 yd., 4 X week	\$ 313.67	\$ 323.02	2.98%
1.5 yd., 5 X week	\$ 392.10	\$ 403.80	2.98%
1.5 yd., 6 X week	\$ 470.52	\$ 484.56	2.98%
1.5 yd., 7 X week	\$ 548.95	\$ 565.32	2.98%
2 yd., 1 X week	\$ 85.79	\$ 88.35	2.98%
2 yd., 2 X week	\$ 171.61	\$ 176.73	2.98%
2 yd., 3 X week	\$ 257.40	\$ 265.08	2.98%
2 yd., 4 X week	\$ 343.21	\$ 353.45	2.98%
2 yd., 5 X week	\$ 429.03	\$ 441.83	2.98%
2 yd., 6 X week	\$ 514.82	\$ 530.18	2.98%
2 yd., 7 X week	\$ 600.62	\$ 618.54	2.98%
3 yd., 1 X week	\$ 90.20	\$ 92.89	2.98%
3 yd., 2 X week	\$ 180.38	\$ 185.77	2.98%
3 yd., 3 X week	\$ 270.60	\$ 278.67	2.98%
3 yd., 4 X week	\$ 360.80	\$ 371.56	2.98%
3 yd., 5 X week	\$ 451.00	\$ 464.46	2.98%
3 yd., 6 X week	\$ 541.18	\$ 557.33	2.98%
3 yd., 7 X week	\$ 631.40	\$ 650.24	2.98%
4 yd., 1 X week	\$ 99.66	\$ 102.63	2.98%
4 yd., 2 X week	\$ 199.29	\$ 205.24	2.98%
4 yd., 3 X week	\$ 298.96	\$ 307.88	2.98%
4 yd., 4 X week	\$ 398.66	\$ 410.56	2.98%
4 yd., 5 X week	\$ 498.26	\$ 513.13	2.98%
4 yd., 6 X week	\$ 597.92	\$ 615.76	2.98%
4 yd., 7 X week	\$ 697.60	\$ 718.41	2.98%
6 yd., 1 X week	\$ 120.50	\$ 124.09	2.98%
6 yd., 2 X week	\$ 240.94	\$ 248.13	2.98%
6 yd., 3 X week	\$ 361.45	\$ 372.23	2.98%
6 yd., 4 X week	\$ 481.93	\$ 496.31	2.98%
6 yd., 5 X week	\$ 602.40	\$ 620.37	2.98%
6 yd., 6 X week	\$ 722.88	\$ 744.45	2.98%
6 yd., 7 X week	\$ 843.38	\$ 868.54	2.98%

**PROPOSED COMMERCIAL BIN RATES**  
TURLOCK SCAVENGER - FRANCHISE AREA #3

Service	Current Rates ('16-'17)	Proposed Rates ('17-'18)	Net Change (Current vs. Proposed)
1 yd., 1 X week	\$ 56.75	\$ 58.35	2.81%
1 yd., 2 X week	\$ 113.49	\$ 116.70	2.81%
1 yd., 3 X week	\$ 170.22	\$ 175.03	2.81%
1 yd., 4 X week	\$ 226.96	\$ 233.37	2.81%
1 yd., 5 X week	\$ 283.70	\$ 291.72	2.81%
1 yd., 6 X week	\$ 340.46	\$ 350.08	2.81%
1 yd., 7 X week	\$ 397.20	\$ 408.41	2.81%
1.5 yd., 1 X week	\$ -		2.81%
1.5 yd., 2 X week	\$ -		2.81%
1.5 yd., 3 X week	\$ -		2.81%
1.5 yd., 4 X week	\$ -		2.81%
1.5 yd., 5 X week	\$ -		2.81%
1.5 yd., 6 X week	\$ -		2.81%
1.5 yd., 7 X week	\$ -		2.81%
2 yd., 1 X week	\$ 72.76	\$ 74.81	2.81%
2 yd., 2 X week	\$ 145.46	\$ 149.57	2.81%
2 yd., 3 X week	\$ 218.20	\$ 224.36	2.81%
2 yd., 4 X week	\$ 290.94	\$ 299.15	2.81%
2 yd., 5 X week	\$ 363.69	\$ 373.96	2.81%
2 yd., 6 X week	\$ 436.41	\$ 448.74	2.81%
2 yd., 7 X week	\$ 509.13	\$ 523.51	2.81%
3 yd., 1 X week	\$ 81.94	\$ 84.25	2.81%
3 yd., 2 X week	\$ 163.83	\$ 168.46	2.81%
3 yd., 3 X week	\$ 245.77	\$ 252.71	2.81%
3 yd., 4 X week	\$ 327.68	\$ 336.93	2.81%
3 yd., 5 X week	\$ 409.65	\$ 421.22	2.81%
3 yd., 6 X week	\$ 491.55	\$ 505.43	2.81%
3 yd., 7 X week	\$ 573.48	\$ 589.68	2.81%
4 yd., 1 X week	\$ 89.98	\$ 92.52	2.81%
4 yd., 2 X week	\$ 179.98	\$ 185.06	2.81%
4 yd., 3 X week	\$ 269.95	\$ 277.57	2.81%
4 yd., 4 X week	\$ 359.64	\$ 369.80	2.81%
4 yd., 5 X week	\$ 449.91	\$ 462.62	2.81%
4 yd., 6 X week	\$ 539.90	\$ 555.14	2.81%
4 yd., 7 X week	\$ 629.87	\$ 647.66	2.81%
6 yd., 1 X week	\$ 97.03	\$ 99.77	2.81%
6 yd., 2 X week	\$ 194.06	\$ 199.54	2.81%
6 yd., 3 X week	\$ 291.09	\$ 299.31	2.81%
6 yd., 4 X week	\$ 388.09	\$ 399.05	2.81%
6 yd., 5 X week	\$ 485.13	\$ 498.83	2.81%
6 yd., 6 X week	\$ 582.15	\$ 598.59	2.81%
6 yd., 7 X week	\$ 679.19	\$ 698.37	2.81%



**PROPOSED COMMERCIAL BIN RATES**  
TURLOCK SCAVENGER - FRANCHISE AREA #4

Service	Current Rates ('16-'17)	Proposed Rates ('17-'18)	Net Change (Current vs. Proposed)
1 yd., 1 X week	\$ 60.32	\$ 62.10	2.95%
1 yd., 2 X week	\$ 120.64	\$ 124.21	2.95%
1 yd., 3 X week	\$ 180.96	\$ 186.31	2.95%
1 yd., 4 X week	\$ 241.27	\$ 248.40	2.95%
1 yd., 5 X week	\$ 301.60	\$ 310.51	2.95%
1 yd., 6 X week	\$ 361.91	\$ 372.61	2.95%
1 yd., 7 X week	\$ 422.22	\$ 434.70	2.95%
1.5 yd., 1 X week	\$ 78.92	\$ 81.25	2.95%
1.5 yd., 2 X week	\$ 157.81	\$ 162.47	2.95%
1.5 yd., 3 X week	\$ 236.76	\$ 243.75	2.95%
1.5 yd., 4 X week	\$ 315.66	\$ 324.99	2.95%
1.5 yd., 5 X week	\$ 394.56	\$ 406.22	2.95%
1.5 yd., 6 X week	\$ 473.48	\$ 487.47	2.95%
1.5 yd., 7 X week	\$ 552.39	\$ 568.72	2.95%
2 yd., 1 X week	\$ 80.89	\$ 83.28	2.95%
2 yd., 2 X week	\$ 161.74	\$ 166.52	2.95%
2 yd., 3 X week	\$ 242.64	\$ 249.81	2.95%
2 yd., 4 X week	\$ 323.50	\$ 333.06	2.95%
2 yd., 5 X week	\$ 404.39	\$ 416.34	2.95%
2 yd., 6 X week	\$ 485.25	\$ 499.59	2.95%
2 yd., 7 X week	\$ 566.14	\$ 582.87	2.95%
3 yd., 1 X week	\$ 85.79	\$ 88.33	2.95%
3 yd., 2 X week	\$ 171.58	\$ 176.65	2.95%
3 yd., 3 X week	\$ 257.37	\$ 264.97	2.95%
3 yd., 4 X week	\$ 343.14	\$ 353.28	2.95%
3 yd., 5 X week	\$ 428.93	\$ 441.60	2.95%
3 yd., 6 X week	\$ 514.71	\$ 529.92	2.95%
3 yd., 7 X week	\$ 600.49	\$ 618.23	2.95%
4 yd., 1 X week	\$ 103.60	\$ 106.66	2.95%
4 yd., 2 X week	\$ 207.19	\$ 213.31	2.95%
4 yd., 3 X week	\$ 310.80	\$ 319.98	2.95%
4 yd., 4 X week	\$ 414.40	\$ 426.65	2.95%
4 yd., 5 X week	\$ 518.01	\$ 533.32	2.95%
4 yd., 6 X week	\$ 621.61	\$ 639.97	2.95%
4 yd., 7 X week	\$ 725.21	\$ 746.64	2.95%
6 yd., 1 X week	\$ 133.13	\$ 137.07	2.95%
6 yd., 2 X week	\$ 266.25	\$ 274.12	2.95%
6 yd., 3 X week	\$ 399.39	\$ 411.19	2.95%
6 yd., 4 X week	\$ 532.52	\$ 548.25	2.95%
6 yd., 5 X week	\$ 665.64	\$ 685.31	2.95%
6 yd., 6 X week	\$ 798.78	\$ 822.38	2.95%
6 yd., 7 X week	\$ 931.91	\$ 959.45	2.95%

**PROPOSED MAXIMUM DROP-BOX HAUL CHARGES**

**BERTOLOTTI DISPOSAL - FRANCHISE AREA #1**

Service	Current Rates ('16-'17)	Proposed Rates ('17-'18)	Net Change (Current vs. Proposed)
10 - 19 yrd.	\$ 157.78	\$ 159.64	1.17%
20 - 29 yrd.	\$ 208.24	\$ 210.68	1.17%
30 yrd. & up	\$ 246.88	\$ 249.77	1.17%

**GILTON SOLID WASTE MANAGEMENT - FRANCHISE AREA #2**

Service	Current Rates ('16-'17)	Proposed Rates ('17-'18)	Net Change (Current vs. Proposed)
10 - 19 yrd.	\$ 161.54	\$ 163.38	1.13%
20 - 29 yrd.	\$ 211.49	\$ 213.89	1.13%
30 yrd. & up	\$ 250.80	\$ 253.66	1.13%

**TURLOCK SCAVENGER - FRANCHISE AREA #3**

Service	Current Rates ('16-'17)	Proposed Rates ('17-'18)	Net Change (Current vs. Proposed)
10 - 19 yrd.	\$ 196.79	\$ 199.06	1.15%
20 - 29 yrd.	\$ 196.79	\$ 199.06	1.15%
30 yrd. & up	\$ 196.79	\$ 199.06	1.15%

**TURLOCK SCAVENGER - FRANCHISE AREA #4**

Service	Current Rates ('16-'17)	Proposed Rates ('17-'18)	Net Change (Current vs. Proposed)
10 - 19 yrd.	\$ 148.06	\$ 149.76	1.15%
20 - 29 yrd.	\$ 194.59	\$ 196.83	1.15%
30 yrd. & up	\$ 230.55	\$ 233.20	1.15%

**THESE ARE FOR FRANCHISE AREA #3 ONLY**

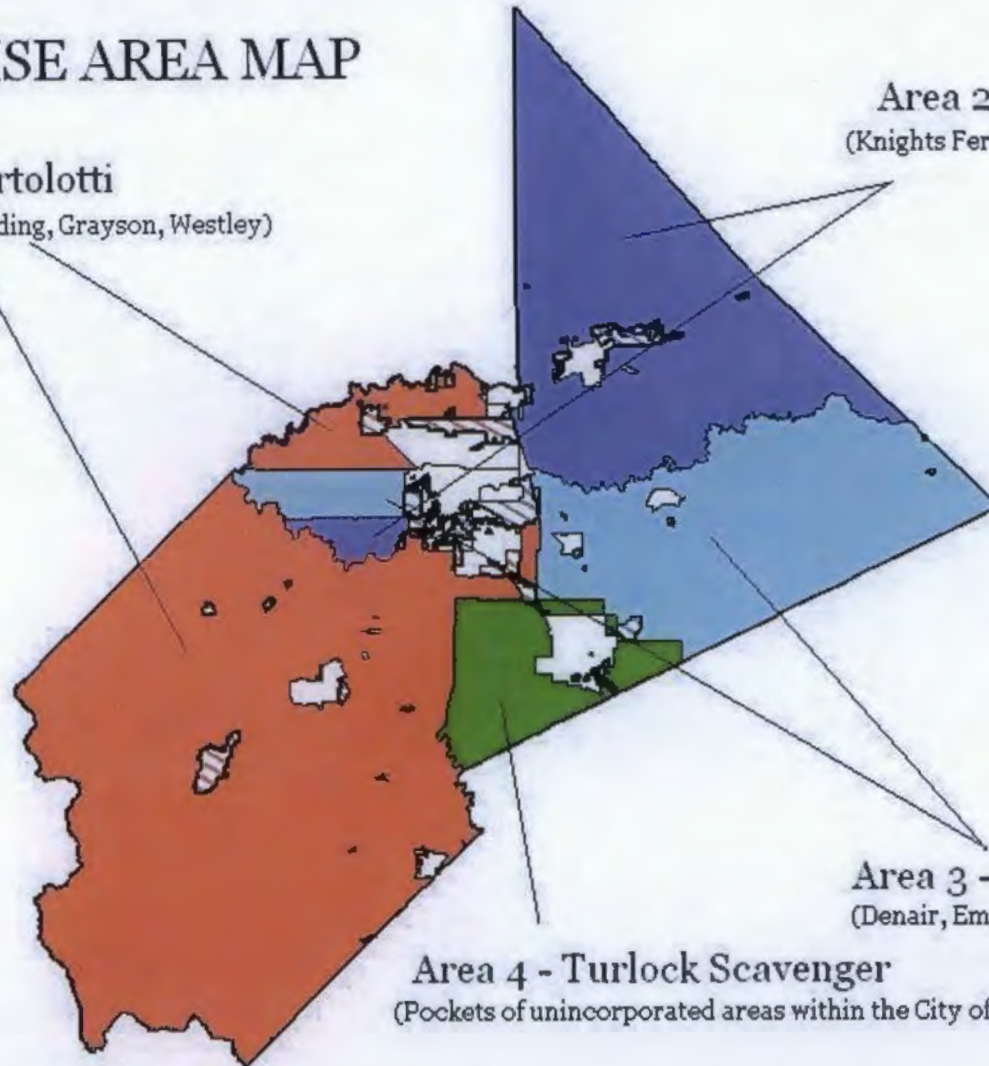
**SPECIAL SERVICES - RESIDENTIAL "SPECIALS" & COMMERCIAL BINS**

Service	Current Rates	Proposed Rates	Net Change (Current vs. Proposed)
	Current Rates ('16-'17)	Proposed Rates ('17-'18)	
3 yrd. Bin	\$80.83	\$83.10	2.81%
4 yrd. Bin	\$88.18	\$90.66	2.81%
6 yrd. Bin	\$95.53	\$98.21	2.81%

# FRANCHISE AREA MAP

**Area 1 - Bertolotti**  
(Salida, Keyes, Crows Landing, Grayson, Westley)

**Area 2 - Gilton**  
(Knights Ferry, Valley Home)



**Area 3 - Turlock Scavenger**  
(Denair, Empire, Hickman, La Grange)

**Area 4 - Turlock Scavenger**  
(Pockets of unincorporated areas within the City of Turlock)

ATTACHMENT B

# Proposed Maximum Refuse Collection Rates 2017-2018



Jami Aggers, Director

Merry Mayhew, Assistant Director

Department of Environmental Resources

June 27, 2017

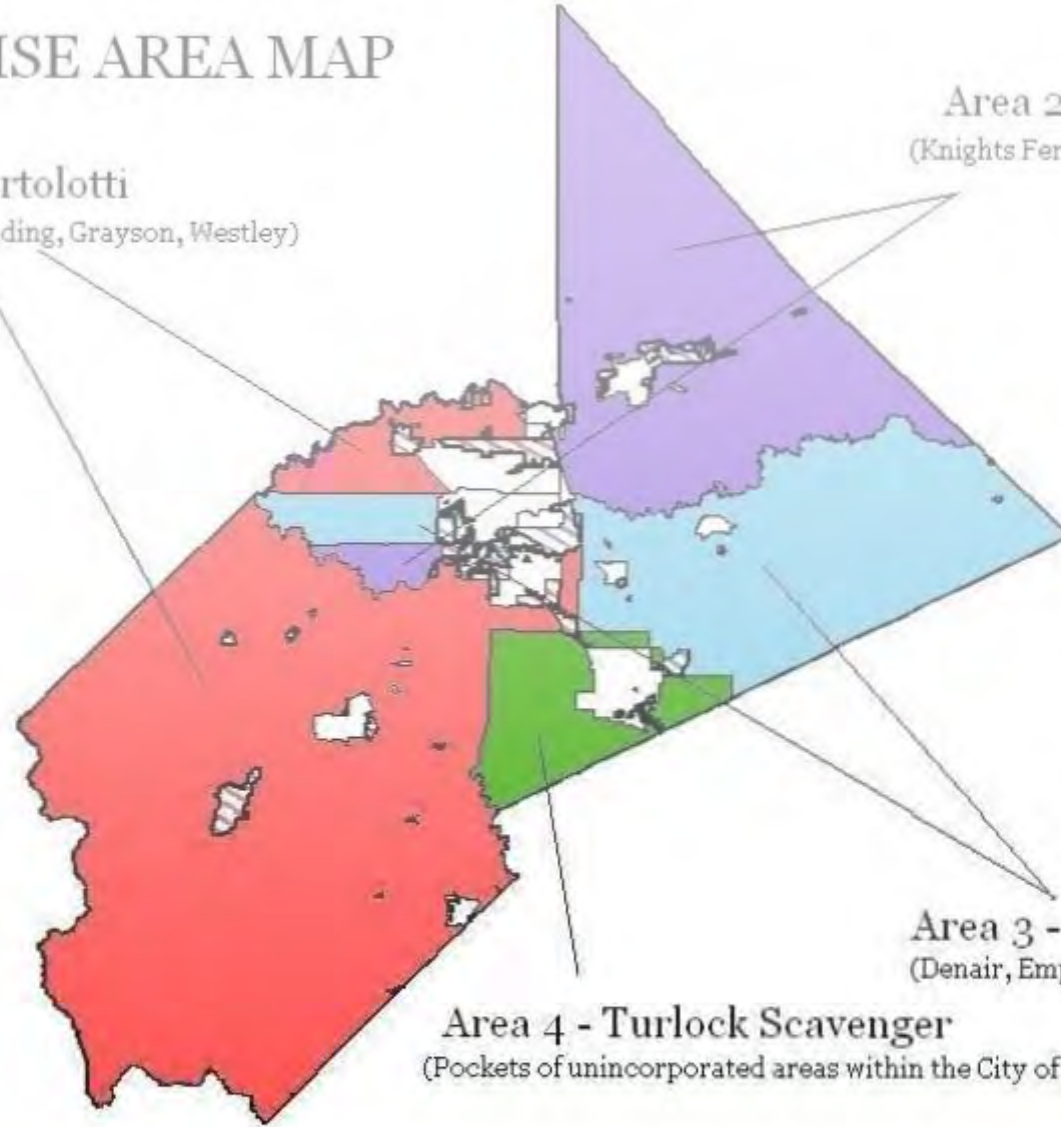
# Background

- The unincorporated portions of Stanislaus County are divided into four separate franchise areas
- Each of the four areas contain residential, commercial and drop box customers

# FRANCHISE AREA MAP

**Area 1 - Bertolotti**  
(Salida, Keyes, Crows Landing, Grayson, Westley)

**Area 2 - Gilton**  
(Knights Ferry, Valley Home)



**Area 3 - Turlock Scavenger**  
(Denair, Empire, Hickman, La Grange)

**Area 4 - Turlock Scavenger**  
(Pockets of unincorporated areas within the City of Turlock)

# Franchise Hauler Rates

- In exchange for franchise fees, the franchise hauler receives the exclusive right to their respective area
- Stanislaus County retains the ability to regulate the haulers and set maximum refuse and haul rates



# 2013 Rate Adjustments

- Staff worked with HF&H and the franchise companies to develop new “base” rates for refuse collection.
- On June 18, 2013, the Board adopted the new base rates that went into effect on July 1, 2013.

# Rate Adjustments

- For four consecutive years, these rates may only increase or decrease by the change in a series of price indexes.
- This is the fourth year of the index-based adjustments.

# Rate Adjustment Components

<b>Rate Component</b>	<b>% Change</b>
Labor Component	+1.31%
Fuel Component	-1.39%
Collections Component	+1.27%
FRLF Disposal Component	0%
SRRF Disposal Component	+1.87%
Transfer Component	+8.00%
Interest Component	+8.12%
Franchise Fee Component	n/c
Other Fees Component	n/c

# Proposed Residential Rate Adjustments

**24,384 Subscribers to weekly service**

**44%** - 2.70% increase

**21%** - 2.93% increase

**29%** - 2.52% increase

**6%** - 2.82% increase

# Residential Basic Cart Service\*

	Current Rates	Proposed Rates
Bertolotti Disposal (Area 1)	\$24.65	<b>\$25.32</b>
Gilton Solid Waste (Area 2)	\$20.73	<b>\$21.33</b>
Turlock Scavenger (Area 3)	\$22.94	<b>\$23.52</b>
Turlock Scavenger (Area 4)	\$22.82	<b>\$23.46</b>

\*One 90-gallon cart service is the most common service for all four franchise areas

# Proposed Commercial Rate Adjustments

3,091 Commercial bins in service

41% will see a 2.76% increase

21% will see a 2.98% increase

25% will see a 2.81% increase

13% will see a 2.95% increase

## 2 Yard Commercial Bin Service\*

	CURRENT RATES	PROPOSED RATES
Bertolotti Disposal (Area 1)	\$89.56	<b>\$92.04</b>
Gilton Solid Waste (Area 2)	\$85.79	<b>\$88.35</b>
Turlock Scavenger (Area 3)	\$72.76	<b>\$74.81</b>
Turlock Scavenger (Area 4)	\$80.89	<b>\$83.28</b>

\*2-yard service 1x per week is the most common service for all four franchise areas

# Proposed Drop Box Rate Adjustments

**Requests for service are as-needed**

51% will see a 1.17% increase

17% will see a 1.13% increase

32% will see a 1.15% increase



# Proposed 20-29 yard Drop-Box Haul Charge\*

	Current Rates	Proposed Rates
Bertolotti Disposal (Area 1)	\$208.24	<b>\$210.68</b>
Gilton Solid Waste (Area 2)	\$211.49	<b>\$213.89</b>
Turlock Scavenger (Area 3)	\$196.79	<b>\$199.06</b>
Turlock Scavenger (Area 4)	\$194.59	<b>\$196.83</b>

\*Other Drop Box sizes include 10-19 yard service and 30 yards and up.

# Turlock Area 3 Special Services

These are the 7-day rental charges of commercial bins

<b>Service</b>	<b>Current Rates (FY 16-17)</b>	<b>Proposed Rates (FY17-18)</b>
3 yard bin	\$80.83	<b>\$83.10</b>
4 yard bin	\$88.18	<b>\$90.66</b>
6 yard bin	\$95.53	<b>\$98.21</b>

# Staff Recommendation

- Approve the recommended adjustments to the Stanislaus County Franchise Maximum Rates for refuse collection services in Franchise Areas 1 - 4.



**Questions?**