

*Anderson R. Ford*

THE BOARD OF SUPERVISORS OF THE COUNTY OF STANISLAUS  
ACTION AGENDA SUMMARY

DEPT: Treasurer-Tax Collector

BOARD AGENDA # \*B-4

Urgent  Routine

AGENDA DATE August 25, 2015

CEO Concurs with Recommendation YES  NO   
(Information Attached)

4/5 Vote Required YES  NO

SUBJECT:

Acceptance of the Stanislaus County Treasury Pool's July 2015 Monthly Investment Report

STAFF RECOMMENDATIONS:

1. Accept the Stanislaus County Treasury Pool's July 2015 Monthly Investment Report. The report was prepared by the Stanislaus County Treasurer-Tax Collector's Office and reviewed for conformity with the Stanislaus County Treasury Pool Investment Policy by the Treasurer-Tax Collector and has been distributed to the Stanislaus County Treasury Pool Oversight Committee.
2. Authorize the Chairman of the Board of Supervisors to sign on behalf of the Board that the report has been reviewed and accepted.

FISCAL IMPACT:

The local Investment Policy mandates preparation, review, and acceptance of the investment report. As part of the administration of the Pool, costs associated with the report (estimated at approximately \$800 per month) are deducted from interest earnings before distribution is made to the participating agency's funds. The estimated impact to the General Fund is approximately \$175 per month.

BOARD ACTION AS FOLLOWS:

No. 2015-400

On motion of Supervisor Monteith, Seconded by Supervisor O'Brien  
and approved by the following vote.

Ayes: Supervisors: O'Brien, Chiesa, Monteith, DeMartini, and Chairman Withrow

Noes: Supervisors: None

Excused or Absent: Supervisors: None

Abstaining: Supervisor: None

- 1) X Approved as recommended
- 2) \_\_\_\_\_ Denied
- 3) \_\_\_\_\_ Approved as amended
- 4) \_\_\_\_\_ Other:

MOTION:

ATTEST: *Christine Ferraro*  
CHRISTINE FERRARO TALLMAN, Clerk

File No.

**DISCUSSION:**

On April 16, 1996, the Board of Supervisors passed Ordinance sections 2.30.01 to 2.30.04. This provided for a comprehensive policy of investment delegation and oversight, including delegation of day-to-day investment to the County Treasurer-Tax Collector, qualifications for the Office of County Treasurer-Tax Collector, and the establishment of a Treasury Pool Oversight Committee. On March 31, 2015, the Board of Supervisors reviewed and adopted the Investment Policy, effective April 1, 2015. This Policy was prepared by the Stanislaus County Treasurer-Tax Collector and reviewed for conformity with California State law by the Treasury Oversight Committee members (comprised of the County Auditor-Controller, the County Superintendent of Schools' designee, and a member of the public familiar with investments).

The Investment Policy includes language that mandates the preparation of the monthly report and provides guidelines on its contents. Each monthly report contains a summary along with sufficient detail to show investment activity and compliance with legal and policy directives. The report was prepared by the Stanislaus County Treasurer-Tax Collector's Office and reviewed for conformity with the Stanislaus County Treasury Pool Investment Policy by the Treasurer-Tax Collector and has been distributed to the Treasury Pool Oversight Committee.

Upon acceptance and signature of the Chairman, the report can be viewed on the Stanislaus County Treasurer-Tax Collector's Office website.

**POLICY ISSUES:**

Section 2.30.04 of the Stanislaus County Code establishes the Treasury Oversight Committee. Section 27133(e) of the Government Code requires that the Treasurer of any county having an Oversight Committee prepare an investment report for said Committee.

Acceptance of this report supports the Board's priority of Efficient Delivery of Public Services.

**STAFFING IMPACT:**

There is no staffing impact associated with this agenda item.

**CONTACT PERSON:**

Gordon B. Ford, Treasurer-Tax Collector. Telephone: (209) 525-4463



Gordon B. Ford  
Treasurer/Tax Collector

PO Box 3052, Modesto, CA 95353-3052  
Phone: 209.525.6524 Fax: 209.525.4333

County of Stanislaus Treasury Pool  
Monthly Investment Report  
July 2015

The Stanislaus County Treasury Pool yield to maturity for July 2015 was .99%. The Average-Days-to-Maturity at the end of July was 533 days.

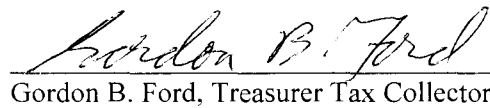
With our current cash flow and investment schedule, we will have sufficient cash to meet our historical cash needs for the next six months, through the end of January 2016.

The portfolio has been reviewed by both the Treasurer and the Chief Deputy Treasurer for compliance with the investment policy. The Union Bank custodial statement has been reviewed by both the Treasurer and the Chief Deputy Treasurer for accuracy and completeness. The custodial statement is the source of market valuation for securities held by our custodial agent. All other securities are valued at cost.

The Treasury Monthly Investment Report for July 2015 has been forwarded to the Treasury Oversight Committee members.


  
Dolores Sarenana, Chief Deputy Treasurer

8/14/15  
Date

  
Gordon B. Ford, Treasurer Tax Collector

8/14/15  
Date

The County of Stanislaus Board of Supervisors has reviewed and accepted the July 2015 Treasurer's Monthly Investment Report.

  
Chairman, Board of Supervisors

8/25/15  
Date

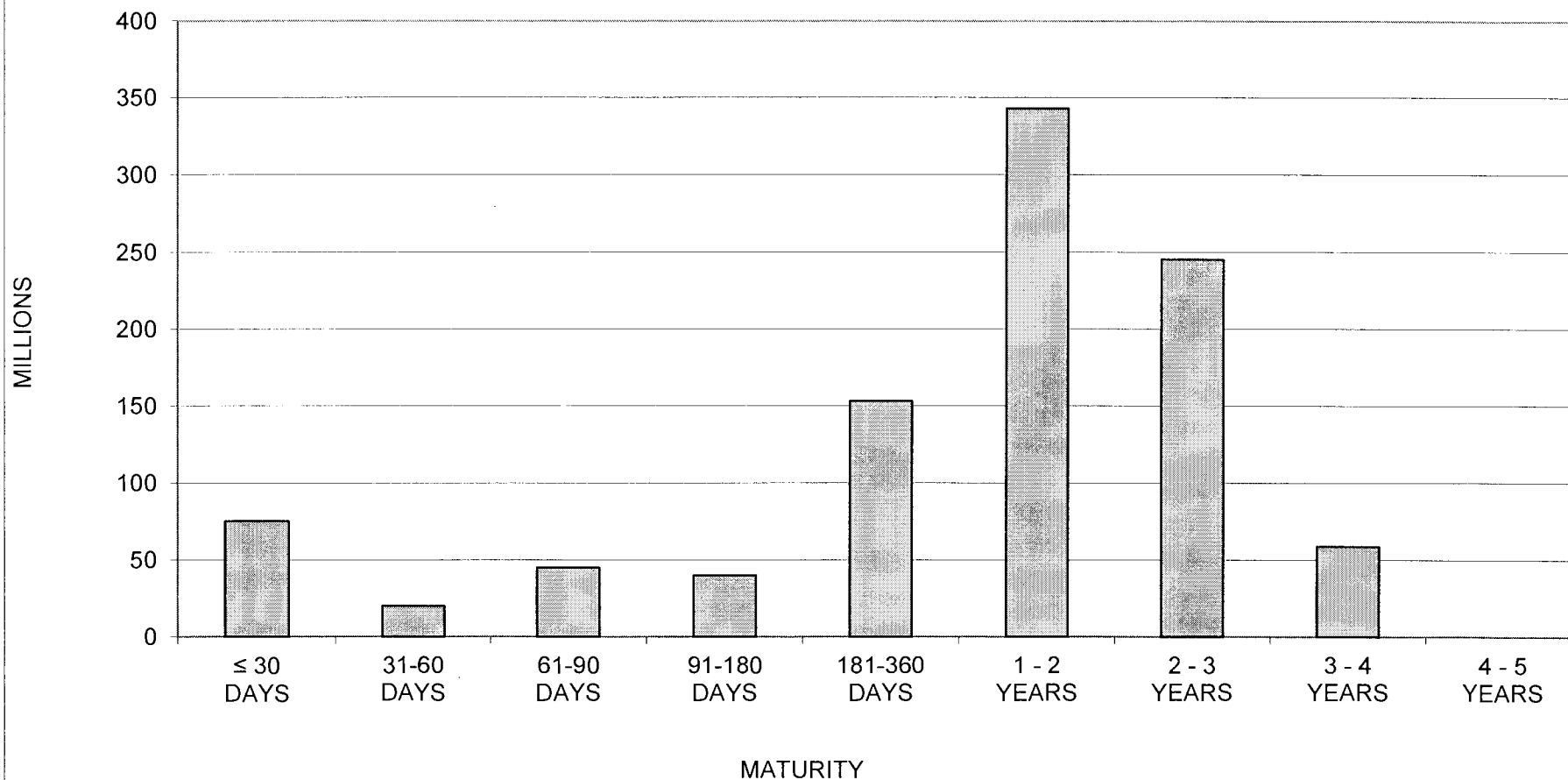
STANISLAUS COUNTY  
SHORT-TERM INVESTMENT POOL SUMMARY  
JULY 31, 2015

| CASHFLOW:           | JULY 2015        | YTD FY 2015/2016 | JULY 2014        | YTD FY 2014/2015 |
|---------------------|------------------|------------------|------------------|------------------|
| BEG. CASH BALANCE   | 1,102,077,374.79 | 1,102,077,374.79 | 976,366,845.86   | 976,366,845.86   |
| RECEIPTS            | 149,448,041.82   | 149,448,041.82   | 241,224,762.06   | 241,224,762.06   |
| DISBURSEMENTS       | (241,971,671.85) | (241,971,671.85) | (222,799,320.97) | (222,799,320.97) |
| ENDING CASH BALANCE | 1,009,553,744.76 | 1,009,553,744.76 | 994,792,286.95   | 994,792,286.95   |

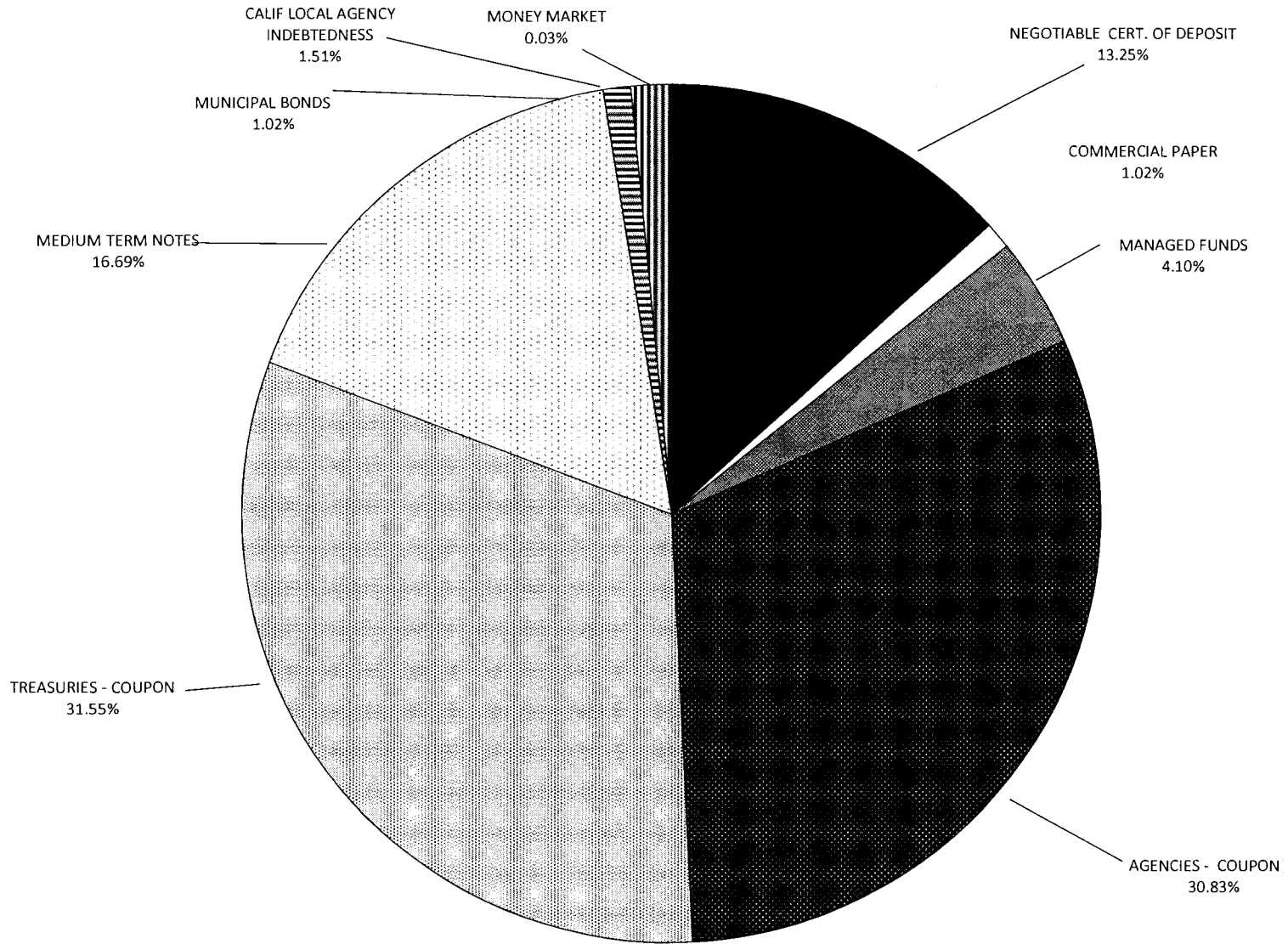
| INTEREST INCOME:  | JULY 2015   | YTD FY 2015/2016 | JULY 2014   | YTD FY 2014/2015 |
|-------------------|-------------|------------------|-------------|------------------|
| INTEREST RECEIVED | 800,924.09  | 800,924.09       | 676,713.44  | 676,713.44       |
| TREASURY EXPENSE  | (49,242.92) | (49,242.92)      | (47,968.34) | (47,968.34)      |
| NET DISTRIBUTION  | 751,681.17  | 751,681.17       | 628,745.10  | 628,745.10       |

| BALANCE - 07/31/2015            | DOLLAR COST      | MARKET VALUE     | MAX INVEST. AS % OF TOTAL | INVESTMENTS AS % OF TOTAL | MAX DAYS TO MATURE | AVG DAYS TO MATURE | YTM 360 EQUIV. |
|---------------------------------|------------------|------------------|---------------------------|---------------------------|--------------------|--------------------|----------------|
| NEGOTIABLE CERT. OF DEPOSIT     | 130,000,000.00   | 130,019,400.00   | 30.00%                    | 13.25%                    | 1,825              | 201                | 0.53%          |
| COMMERCIAL PAPER                | 9,981,500.00     | 9,995,300.00     | 15.00%                    | 1.02%                     | 180                | 65                 | 0.37%          |
| MANAGED FUNDS                   | 40,250,000.00    | 40,265,133.15    |                           | 4.10%                     | 1                  | 1                  | 0.31%          |
| AGENCIES - COUPON               | 302,457,447.51   | 303,372,438.15   |                           | 30.83%                    | 1,825              | 732                | 0.93%          |
| TREASURIES - COUPON             | 309,521,771.11   | 310,627,200.00   |                           | 31.55%                    | 1,825              | 589                | 0.87%          |
| MEDIUM TERM NOTES               | 163,677,208.95   | 165,256,948.58   | 30.00%                    | 16.69%                    | 1,825              | 529                | 1.81%          |
| GENERAL OBLIGATION BONDS        | 10,031,014.86    | 10,038,800.00    |                           | 1.02%                     | 1,825              | 31                 | 1.16%          |
| CALIF LOCAL AGENCY INDEBTEDNESS | 14,765,000.00    | 14,765,000.00    |                           | 1.51%                     | 1,825              | 369                | 1.48%          |
| MONEY MARKET                    | 250,000.00       | 250,000.00       |                           | 0.03%                     | 1                  | 1                  | 0.23%          |
| TOTAL INVESTMENTS               | 980,933,942.43   | 984,590,219.88   |                           | 100.00%                   |                    | 533                | 0.99%          |
| CASH/BANK BALANCES              | 28,619,802.33    | 28,619,802.33    |                           |                           |                    |                    |                |
| TOTAL                           | 1,009,553,744.76 | 1,013,210,022.21 |                           |                           |                    |                    |                |

**STANISLAUS COUNTY TREASURY POOL  
MATURITY DISTRIBUTION  
JULY 31, 2015**



**STANISLAUS COUNTY TREASURY POOL  
ASSET DISTRIBUTION  
JULY 31, 2015**



STANISLAUS COUNTY  
INTEREST ON INVESTMENTS  
MONTH: JULY 2015

| DATE  | 90110/11<br>CERTIFICATE<br>OF DEPOSIT | 90115<br>COMMERCIAL<br>PAPER | 90125<br>MANAGED<br>FUNDS | 90130/31<br>AGENCIES<br>COUP./DISC. | 90132/33<br>TREASURIES<br>COUP./DISC. | 90135<br>REPO<br>AGREEMENTS | 90140<br>MED. TERM<br>NOTES | 90161<br>CALIF REV<br>ANT NOTES | 90162<br>GENERAL<br>OBL BONDS | 90163<br>AGENCY<br>DEBT | 90165<br>MONEY<br>MARKET | SYMPRO<br>TOTAL | ORACLE     | VARIANCE |
|-------|---------------------------------------|------------------------------|---------------------------|-------------------------------------|---------------------------------------|-----------------------------|-----------------------------|---------------------------------|-------------------------------|-------------------------|--------------------------|-----------------|------------|----------|
| 1     |                                       |                              |                           |                                     |                                       |                             |                             |                                 |                               |                         |                          | 0.00            | 0.00       | 0.00     |
| 2     |                                       |                              |                           |                                     |                                       |                             |                             |                                 |                               |                         |                          | 0.00            | 0.00       | 0.00     |
| 3     |                                       |                              |                           |                                     |                                       |                             |                             |                                 |                               |                         |                          | 0.00            | 0.00       | 0.00     |
| 4     |                                       |                              |                           |                                     |                                       |                             |                             |                                 |                               |                         |                          | 0.00            | 0.00       | 0.00     |
| 5     |                                       |                              |                           |                                     |                                       |                             |                             |                                 |                               |                         |                          | 0.00            | 0.00       | 0.00     |
| 6     |                                       |                              |                           | 56,218.75                           |                                       |                             |                             |                                 |                               |                         |                          | 56,218.75       | 56,218.75  | 0.00     |
| 7     |                                       |                              |                           |                                     |                                       |                             |                             |                                 |                               |                         |                          | 0.00            | 0.00       | 0.00     |
| 8     |                                       |                              |                           |                                     |                                       |                             |                             |                                 |                               |                         |                          | 0.00            | 0.00       | 0.00     |
| 9     |                                       |                              |                           | 11,172.24                           |                                       |                             |                             |                                 |                               |                         |                          | 11,172.24       | 11,172.24  | 0.00     |
| 10    |                                       |                              |                           |                                     |                                       |                             |                             |                                 |                               |                         | 634.89                   | 634.89          | 634.89     | 0.00     |
| 11    |                                       |                              |                           |                                     |                                       |                             |                             |                                 |                               |                         |                          | 0.00            | 0.00       | 0.00     |
| 12    |                                       |                              |                           |                                     |                                       |                             |                             |                                 |                               |                         |                          | 0.00            | 0.00       | 0.00     |
| 13    |                                       |                              |                           |                                     |                                       |                             | 75,000.00                   |                                 |                               |                         |                          | 75,000.00       | 75,000.00  | 0.00     |
| 14    |                                       |                              |                           |                                     |                                       |                             | 112,500.00                  |                                 |                               |                         |                          | 112,500.00      | 112,500.00 | 0.00     |
| 15    | 22,244.44                             |                              |                           |                                     | 56,250.00                             |                             |                             |                                 |                               |                         |                          | 78,494.44       | 78,494.44  | 0.00     |
| 16    |                                       |                              |                           |                                     |                                       |                             |                             |                                 |                               |                         |                          | 0.00            | 0.00       | 0.00     |
| 17    |                                       |                              | 35,347.84                 |                                     |                                       |                             |                             |                                 |                               |                         |                          | 35,347.84       | 35,347.84  | 0.00     |
| 18    |                                       |                              |                           |                                     |                                       |                             |                             |                                 |                               |                         |                          | 0.00            | 0.00       | 0.00     |
| 19    |                                       |                              |                           |                                     |                                       |                             |                             |                                 |                               |                         |                          | 0.00            | 0.00       | 0.00     |
| 20    |                                       |                              |                           |                                     |                                       |                             |                             |                                 |                               |                         |                          | 0.00            | 0.00       | 0.00     |
| 21    |                                       |                              |                           |                                     |                                       |                             |                             |                                 |                               |                         |                          | 0.00            | 0.00       | 0.00     |
| 22    |                                       |                              |                           |                                     |                                       |                             |                             |                                 |                               |                         |                          | 0.00            | 0.00       | 0.00     |
| 23    |                                       |                              |                           |                                     |                                       |                             |                             |                                 |                               |                         |                          | 0.00            | 0.00       | 0.00     |
| 24    |                                       |                              |                           |                                     |                                       |                             |                             |                                 |                               |                         |                          | 0.00            | 0.00       | 0.00     |
| 25    |                                       |                              |                           |                                     |                                       |                             |                             |                                 |                               |                         |                          | 0.00            | 0.00       | 0.00     |
| 26    |                                       |                              |                           |                                     |                                       |                             |                             |                                 |                               |                         |                          | 0.00            | 0.00       | 0.00     |
| 27    | 11,375.00                             |                              |                           |                                     |                                       |                             |                             |                                 |                               |                         |                          | 11,375.00       | 11,375.00  | 0.00     |
| 28    |                                       | 7,272.22                     |                           |                                     |                                       |                             |                             |                                 |                               |                         |                          | 7,272.22        | 7,272.22   | 0.00     |
| 29    |                                       |                              |                           |                                     |                                       |                             | 65,000.00                   |                                 |                               |                         |                          | 65,000.00       | 65,000.00  | 0.00     |
| 30    |                                       |                              |                           |                                     |                                       |                             |                             |                                 |                               |                         |                          | 0.00            | 0.00       | 0.00     |
| 31    |                                       |                              |                           | 3,429.33                            | 397,349.86                            |                             | (21,855.62)                 |                                 | (31,014.86)                   |                         |                          | 347,908.71      | 347,908.71 | 0.00     |
| TOTAL | 33,619.44                             | 7,272.22                     | 35,347.84                 | 70,820.32                           | 453,599.86                            | 0.00                        | 230,644.38                  | 0.00                            | (31,014.86)                   | 0.00                    | 634.89                   | 800,924.09      | 800,924.09 | 0.00     |



**Stanislaus County Pool 2015/16  
Portfolio Management  
Portfolio Summary  
July 31, 2015**

| <b>Investments</b>                 | <b>Par Value</b>      | <b>Market Value</b>   | <b>Book Value</b>     | <b>% of Portfolio</b> | <b>Term</b>  | <b>Days to Maturity</b> | <b>YTM 360 Equiv.</b> | <b>YTM 365 Equiv.</b> |
|------------------------------------|-----------------------|-----------------------|-----------------------|-----------------------|--------------|-------------------------|-----------------------|-----------------------|
| Negotiable CDs                     | 130,000,000.00        | 130,019,400.00        | 130,000,000.00        | 13.25                 | 501          | 201                     | 0.529                 | 0.536                 |
| Commercial Paper Disc. -Amortizing | 10,000,000.00         | 9,995,300.00          | 9,993,319.44          | 1.02                  | 180          | 65                      | 0.371                 | 0.376                 |
| Managed Pool Account               | 40,250,000.00         | 40,265,133.15         | 40,250,000.00         | 4.10                  | 1            | 1                       | 0.306                 | 0.310                 |
| Federal Agency Coupon Securities   | 302,455,000.00        | 303,372,438.15        | 302,457,447.51        | 30.83                 | 1,175        | 732                     | 0.933                 | 0.946                 |
| Treasury Coupon Securities         | 310,000,000.00        | 310,627,200.00        | 309,521,771.11        | 31.55                 | 1,083        | 589                     | 0.871                 | 0.883                 |
| Medium Term Notes                  | 163,683,000.00        | 165,256,948.58        | 163,677,208.95        | 16.69                 | 1,479        | 529                     | 1.807                 | 1.832                 |
| Municipal Bonds                    | 10,000,000.00         | 10,038,800.00         | 10,031,014.86         | 1.02                  | 1,434        | 31                      | 1.164                 | 1.181                 |
| Calif Local Agency Indebtedness    | 14,765,000.00         | 14,765,000.00         | 14,765,000.00         | 1.51                  | 1,099        | 369                     | 1.479                 | 1.500                 |
| Money Market Account               | 250,000.00            | 250,000.00            | 250,000.00            | 0.03                  | 1            | 1                       | 0.227                 | 0.230                 |
| <b>Investments</b>                 | <b>981,403,000.00</b> | <b>984,590,219.88</b> | <b>980,945,761.87</b> | <b>100.00%</b>        | <b>1,050</b> | <b>533</b>              | <b>0.985</b>          | <b>0.999</b>          |

| <b>Total Earnings</b>           | <b>July 31 Month Ending</b> | <b>Fiscal Year To Date</b> |
|---------------------------------|-----------------------------|----------------------------|
| Current Year                    | 819,412.71                  | 819,412.70                 |
| <b>Average Daily Balance</b>    | <b>1,026,130,810.40</b>     | <b>1,026,130,810.40</b>    |
| <b>Effective Rate of Return</b> | <b>0.94%</b>                | <b>0.94%</b>               |

\*Cooperative Centrale Raiffeisen-Boerenleenbank B.A. is the full name for the issuer doing business as Rabobank in the United States.



**Stanislaus County Pool 2015/16  
Portfolio Management  
Portfolio Details - Investments  
July 31, 2015**

| CUSIP                                     | Investment # | Issuer                       | Average Balance       | Purchase Date | Par Value             | Market Value          | Book Value            | Stated Rate  | YTM 360      | YTM 365    | Days to Maturity | Maturity Date |
|---|--------------|------------------------------|-----------------------|---------------|-----------------------|-----------------------|-----------------------|--------------|--------------|------------|------------------|---------------|
| <b>Negotiable CDs</b>                     |              |                              |                       |               |                       |                       |                       |              |              |            |                  |               |
| 62478TEZ8                                 | 3361         | MUFG UNION BANK NA           |                       | 03/26/2015    | 20,000,000.00         | 20,001,000.00         | 20,000,000.00         | 0.220        | 0.220        | 0.223      | 23               | 08/24/2015    |
| 905269FV3                                 | 3295         | Union Bank NA                |                       | 09/27/2013    | 10,000,000.00         | 10,008,500.00         | 10,000,000.00         | 0.600        | 0.606        | 0.614      | 55               | 09/25/2015    |
| 90267RA58                                 | 3342         | UBS Ag Stamford Ct           |                       | 09/30/2014    | 15,000,000.00         | 15,004,950.00         | 15,000,000.00         | 0.395        | 0.395        | 0.400      | 60               | 09/30/2015    |
| 21684BNA8                                 | 3301         | Rabobank                     |                       | 12/05/2013    | 20,000,000.00         | 20,000,000.00         | 20,000,000.00         | 0.440        | 0.440        | 0.446      | 75               | 10/15/2015    |
| 06426GGX9                                 | 3366         | Bank of the West             |                       | 04/08/2015    | 10,000,000.00         | 10,002,600.00         | 10,000,000.00         | 0.420        | 0.420        | 0.426      | 191              | 02/08/2016    |
| 06426GFX0                                 | 3349         | Bank of the West             |                       | 12/08/2014    | 15,000,000.00         | 15,009,150.00         | 15,000,000.00         | 0.480        | 0.480        | 0.487      | 220              | 03/08/2016    |
| 90267RK24                                 | 3367         | UBS Ag Stamford Ct           |                       | 04/08/2015    | 10,000,000.00         | 10,004,500.00         | 10,000,000.00         | 0.630        | 0.630        | 0.639      | 360              | 07/26/2016    |
| 21684BSB1                                 | 3343         | Rabobank                     |                       | 10/06/2014    | 20,000,000.00         | 20,000,000.00         | 20,000,000.00         | 0.850        | 0.850        | 0.862      | 426              | 09/30/2016    |
| 90267RK32                                 | 3368         | UBS Ag Stamford Ct           |                       | 04/08/2015    | 10,000,000.00         | 9,988,700.00          | 10,000,000.00         | 0.890        | 0.890        | 0.902      | 543              | 01/25/2017    |
| <b>Subtotal and Average</b>               |              |                              | <b>138,387,096.77</b> |               | <b>130,000,000.00</b> | <b>130,019,400.00</b> | <b>130,000,000.00</b> | <b>0.529</b> | <b>0.536</b> | <b>201</b> |                  |               |
| <b>Commercial Paper Disc. -Amortizing</b> |              |                              |                       |               |                       |                       |                       |              |              |            |                  |               |
| 90262DX59                                 | 3365         | UBS Financial Services       |                       | 04/08/2015    | 10,000,000.00         | 9,995,300.00          | 9,993,319.44          | 0.370        | 0.371        | 0.376      | 65               | 10/05/2015    |
| <b>Subtotal and Average</b>               |              |                              | <b>27,410,126.16</b>  |               | <b>10,000,000.00</b>  | <b>9,995,300.00</b>   | <b>9,993,319.44</b>   | <b>0.371</b> | <b>0.376</b> | <b>65</b>  |                  |               |
| <b>Managed Pool Account</b>               |              |                              |                       |               |                       |                       |                       |              |              |            |                  |               |
| SYS61                                     | 61           | Local Agency Investment Fund |                       |               | 40,250,000.00         | 40,265,133.15         | 40,250,000.00         | 0.310        | 0.306        | 0.310      | 1                |               |
| <b>Subtotal and Average</b>               |              |                              | <b>46,540,322.58</b>  |               | <b>40,250,000.00</b>  | <b>40,265,133.15</b>  | <b>40,250,000.00</b>  | <b>0.306</b> | <b>0.310</b> | <b>1</b>   |                  |               |
| <b>Federal Agency Coupon Securities</b>   |              |                              |                       |               |                       |                       |                       |              |              |            |                  |               |
| 3133EDAL6                                 | 3309         | Federal Farm Credit Bank     |                       | 12/17/2013    | 10,000,000.00         | 10,000,400.00         | 9,999,694.47          | 0.280        | 0.322        | 0.326      | 24               | 08/25/2015    |
| 3133EA7L6                                 | 3248         | Federal Farm Credit Bank     |                       | 11/09/2012    | 10,000,000.00         | 10,005,300.00         | 10,000,000.00         | 0.400        | 0.395        | 0.400      | 100              | 11/09/2015    |
| 3133EDAE2                                 | 3312         | Federal Farm Credit Bank     |                       | 12/20/2013    | 10,000,000.00         | 10,002,700.00         | 9,998,439.63          | 0.330        | 0.365        | 0.370      | 143              | 12/22/2015    |
| 3130A0SD3                                 | 3331         | Federal Home Loan Bank       |                       | 04/11/2014    | 10,000,000.00         | 10,009,300.00         | 10,002,993.71         | 0.375        | 0.411        | 0.417      | 202              | 02/19/2016    |
| 3133EDHS4                                 | 3328         | Federal Farm Credit Bank     |                       | 04/03/2014    | 15,000,000.00         | 15,006,600.00         | 15,000,000.00         | 0.470        | 0.464        | 0.470      | 240              | 03/28/2016    |
| 3133782N0                                 | 3355         | Federal Home Loan Bank       |                       | 12/17/2014    | 10,000,000.00         | 10,025,600.00         | 10,017,305.11         | 0.875        | 0.756        | 0.766      | 587              | 03/10/2017    |
| 3133782N0                                 | 3356         | Federal Home Loan Bank       |                       | 12/17/2014    | 6,750,000.00          | 6,767,280.00          | 6,761,291.58          | 0.875        | 0.759        | 0.770      | 587              | 03/10/2017    |
| 313379BG3                                 | 3222         | Federal Home Loan Bank       |                       | 04/27/2012    | 20,000,000.00         | 20,109,200.00         | 20,000,000.00         | 1.070        | 1.055        | 1.070      | 635              | 04/27/2017    |
| 3130A3NB6                                 | 3354         | Federal Home Loan Bank       |                       | 12/15/2014    | 15,000,000.00         | 15,008,250.00         | 14,998,667.59         | 0.800        | 0.794        | 0.805      | 653              | 05/15/2017    |
| 3130A1NN4                                 | 3357         | Federal Home Loan Bank       |                       | 12/17/2014    | 10,000,000.00         | 10,029,800.00         | 10,014,519.38         | 0.875        | 0.783        | 0.794      | 662              | 05/24/2017    |
| 3130A3P40                                 | 3353         | Federal Home Loan Bank       |                       | 12/11/2014    | 12,850,000.00         | 12,869,275.00         | 12,837,336.81         | 0.875        | 0.914        | 0.927      | 702              | 07/03/2017    |
| 3130A4Q62                                 | 3363         | Federal Home Loan Bank       |                       | 03/30/2015    | 17,130,000.00         | 17,191,325.40         | 17,161,031.08         | 0.900        | 0.814        | 0.825      | 747              | 08/17/2017    |
| 313380EC7                                 | 3237         | Federal Home Loan Bank       |                       | 09/19/2012    | 20,000,000.00         | 19,963,400.00         | 19,954,723.87         | 0.750        | 0.942        | 0.955      | 769              | 09/08/2017    |
| 3133EDD66                                 | 3321         | Federal Farm Credit Bank     |                       | 01/06/2014    | 10,000,000.00         | 10,114,200.00         | 10,000,000.00         | 1.240        | 1.223        | 1.240      | 797              | 10/06/2017    |
| 3133EA6J2                                 | 3245         | Federal Farm Credit Bank     |                       | 10/30/2012    | 9,700,000.00          | 9,739,091.00          | 9,700,000.00          | 0.875        | 0.863        | 0.875      | 821              | 10/30/2017    |
| 3130A3LY8                                 | 3358         | Federal Home Loan Bank       |                       | 12/19/2014    | 27,470,000.00         | 27,569,166.70         | 27,386,020.24         | 1.000        | 1.118        | 1.134      | 850              | 11/28/2017    |

Portfolio POOL  
AC  
PM (PRF\_PM2) 7.2.5

**Stanislaus County Pool 2015/16**  
**Portfolio Management**  
**Portfolio Details - Investments**  
**July 31, 2015**

| CUSIP                                   | Investment # | Issuer                   | Average Balance       | Purchase Date | Par Value             | Market Value          | Book Value            | Stated Rate | YTM 360      | YTM 365      | Days to Maturity | Maturity Date |
|---|--------------|--------------------------|-----------------------|---------------|-----------------------|-----------------------|-----------------------|-------------|--------------|--------------|------------------|---------------|
| <b>Federal Agency Coupon Securities</b> |              |                          |                       |               |                       |                       |                       |             |              |              |                  |               |
| 3133ECKD5                               | 3289         | Federal Farm Credit Bank |                       | 08/26/2013    | 10,000,000.00         | 10,009,200.00         | 9,799,968.46          | 0.900       | 1.662        | 1.685        | 970              | 03/28/2018    |
| 3130A55J4                               | 3369         | Federal Home Loan Bank   |                       | 04/23/2015    | 20,000,000.00         | 19,954,800.00         | 19,968,539.63         | 0.900       | 0.946        | 0.959        | 996              | 04/23/2018    |
| 3133EEP95                               | 3372         | Federal Farm Credit Bank |                       | 06/01/2015    | 20,000,000.00         | 20,016,800.00         | 20,000,000.00         | 1.100       | 1.085        | 1.100        | 1,035            | 06/01/2018    |
| 3130A5PX1                               | 3373         | Federal Home Loan Bank   |                       | 06/26/2015    | 8,555,000.00          | 8,588,450.05          | 8,571,950.66          | 1.250       | 1.181        | 1.197        | 1,123            | 08/28/2018    |
| 313375K48                               | 3291         | Federal Home Loan Bank   |                       | 09/20/2013    | 10,000,000.00         | 10,255,100.00         | 10,087,636.57         | 2.000       | 1.842        | 1.868        | 1,140            | 09/14/2018    |
| 3133782M2                               | 3370         | Federal Home Loan Bank   |                       | 04/30/2015    | 20,000,000.00         | 20,137,200.00         | 20,197,328.72         | 1.500       | 1.263        | 1.280        | 1,315            | 03/08/2019    |
| <b>Subtotal and Average</b>             |              |                          | <b>305,036,469.18</b> |               | <b>302,455,000.00</b> | <b>303,372,438.15</b> | <b>302,457,447.51</b> |             | <b>0.933</b> | <b>0.946</b> | <b>732</b>       |               |
| <b>Treasury Coupon Securities</b>       |              |                          |                       |               |                       |                       |                       |             |              |              |                  |               |
| 912828A67                               | 3316         | U S Treasury Securities  |                       | 12/31/2013    | 10,000,000.00         | 10,003,100.00         | 9,996,084.96          | 0.250       | 0.340        | 0.345        | 152              | 12/31/2015    |
| 912828PS3                               | 3140         | U S Treasury Securities  |                       | 01/31/2011    | 25,000,000.00         | 25,224,500.00         | 24,994,667.17         | 2.000       | 2.017        | 2.045        | 183              | 01/31/2016    |
| 912828UW8                               | 3335         | U S Treasury Securities  |                       | 04/24/2014    | 10,000,000.00         | 10,000,800.00         | 9,989,112.27          | 0.250       | 0.399        | 0.405        | 258              | 04/15/2016    |
| 912828UW8                               | 3336         | U S Treasury Securities  |                       | 04/24/2014    | 10,000,000.00         | 10,000,800.00         | 9,989,112.27          | 0.250       | 0.399        | 0.405        | 258              | 04/15/2016    |
| 912828VC1                               | 3339         | U S Treasury Securities  |                       | 07/23/2014    | 20,000,000.00         | 19,996,800.00         | 19,970,770.39         | 0.250       | 0.430        | 0.436        | 288              | 05/15/2016    |
| 912828WQ9                               | 3340         | U S Treasury Securities  |                       | 09/29/2014    | 20,000,000.00         | 20,034,400.00         | 20,008,562.01         | 0.500       | 0.447        | 0.453        | 334              | 06/30/2016    |
| 912828WA4                               | 3326         | U S Treasury Securities  |                       | 03/31/2014    | 20,000,000.00         | 20,046,800.00         | 19,979,236.45         | 0.625       | 0.702        | 0.712        | 441              | 10/15/2016    |
| 912828WA4                               | 3327         | U S Treasury Securities  |                       | 03/31/2014    | 20,000,000.00         | 20,046,800.00         | 19,979,236.45         | 0.625       | 0.702        | 0.712        | 441              | 10/15/2016    |
| 912828A91                               | 3350         | U S Treasury Securities  |                       | 12/09/2014    | 15,000,000.00         | 15,050,400.00         | 15,009,759.52         | 0.750       | 0.695        | 0.705        | 533              | 01/15/2017    |
| 912828SJ0                               | 3307         | U S Treasury Securities  |                       | 12/16/2013    | 20,000,000.00         | 20,106,200.00         | 20,027,685.55         | 0.875       | 0.776        | 0.787        | 577              | 02/28/2017    |
| 912828TB6                               | 3348         | U S Treasury Securities  |                       | 12/03/2014    | 20,000,000.00         | 20,042,200.00         | 19,976,761.97         | 0.750       | 0.800        | 0.811        | 699              | 06/30/2017    |
| 912828TG5                               | 3364         | U S Treasury Securities  |                       | 03/30/2015    | 20,000,000.00         | 19,928,200.00         | 19,919,862.41         | 0.500       | 0.693        | 0.702        | 730              | 07/31/2017    |
| 912828TM2                               | 3320         | U S Treasury Securities  |                       | 12/31/2013    | 10,000,000.00         | 9,982,000.00          | 9,898,705.91          | 0.625       | 1.113        | 1.129        | 761              | 08/31/2017    |
| 912828TW0                               | 3319         | U S Treasury Securities  |                       | 12/31/2013    | 10,000,000.00         | 9,997,700.00          | 9,899,699.39          | 0.750       | 1.191        | 1.208        | 822              | 10/31/2017    |
| 912828UE8                               | 3317         | U S Treasury Securities  |                       | 12/31/2013    | 10,000,000.00         | 9,985,200.00          | 9,872,233.62          | 0.750       | 1.277        | 1.295        | 883              | 12/31/2017    |
| 912828UJ7                               | 3298         | U S Treasury Securities  |                       | 11/26/2013    | 20,000,000.00         | 20,015,600.00         | 19,909,405.13         | 0.875       | 1.046        | 1.060        | 914              | 01/31/2018    |
| 912828H94                               | 3362         | U S Treasury Securities  |                       | 03/27/2015    | 20,000,000.00         | 20,070,400.00         | 20,050,965.75         | 1.000       | 0.927        | 0.940        | 929              | 02/15/2018    |
| 912828J68                               | 3371         | U S Treasury Securities  |                       | 05/20/2015    | 10,000,000.00         | 10,032,800.00         | 10,029,277.12         | 1.000       | 0.941        | 0.954        | 957              | 03/15/2018    |
| 912828VE7                               | 3271         | U S Treasury Securities  |                       | 05/31/2013    | 10,000,000.00         | 10,015,600.00         | 9,987,617.65          | 1.000       | 1.031        | 1.045        | 1,034            | 05/31/2018    |
| 912828WD8                               | 3374         | U S Treasury Securities  |                       | 06/26/2015    | 10,000,000.00         | 10,046,900.00         | 10,033,015.12         | 1.250       | 1.190        | 1.206        | 1,187            | 10/31/2018    |
| <b>Subtotal and Average</b>             |              |                          | <b>309,524,971.19</b> |               | <b>310,000,000.00</b> | <b>310,627,200.00</b> | <b>309,521,771.11</b> |             | <b>0.871</b> | <b>0.883</b> | <b>589</b>       |               |
| <b>Rolling Repurchase Agreements</b>    |              |                          |                       |               |                       |                       |                       |             |              |              |                  |               |
| SYS1766                                 | 1766         | UBS Tri-Party Repo       |                       | 07/26/2002    | 0.00                  | 0.00                  | 0.00                  | 0.060       | 0.060        | 0.061        | 1                |               |
| <b>Subtotal and Average</b>             |              |                          | <b>0.00</b>           |               | <b>0.00</b>           | <b>0.00</b>           | <b>0.00</b>           |             | <b>0.000</b> | <b>0.000</b> | <b>0</b>         |               |

**Stanislaus County Pool 2015/16**  
**Portfolio Management**  
**Portfolio Details - Investments**  
**July 31, 2015**

| CUSIP                                  | Investment # | Issuer                         | Average Balance       | Purchase Date | Par Value             | Market Value          | Book Value            | Stated Rate | YTM 360      | YTM 365      | Days to Maturity | Maturity Date |
|--|--------------|--------------------------------|-----------------------|---------------|-----------------------|-----------------------|-----------------------|-------------|--------------|--------------|------------------|---------------|
| <b>Medium Term Notes</b>               |              |                                |                       |               |                       |                       |                       |             |              |              |                  |               |
| 36962G4T8                              | 3215         | GE Capital Corp                |                       | 04/11/2012    | 10,000,000.00         | 10,045,400.00         | 10,020,444.57         | 2.250       | 1.456        | 1.476        | 100              | 11/09/2015    |
| 46623EJU4                              | 3351         | JP Morgan Chase Bank           |                       | 12/11/2014    | 2,500,000.00          | 2,506,650.00          | 2,502,792.24          | 1.125       | 0.914        | 0.927        | 209              | 02/26/2016    |
| 46623EJU4                              | 3352         | JP Morgan Chase Bank           |                       | 12/11/2014    | 5,903,000.00          | 5,918,701.98          | 5,909,593.04          | 1.125       | 0.914        | 0.927        | 209              | 02/26/2016    |
| 36962G6Z2                              | 3292         | GE Capital Corp                |                       | 09/24/2013    | 10,000,000.00         | 10,079,400.00         | 10,031,089.19         | 1.500       | 1.149        | 1.165        | 346              | 07/12/2016    |
| 0258M0DG1                              | 3293         | American Express Credit Corp   |                       | 09/27/2013    | 10,000,000.00         | 10,038,000.00         | 10,021,475.32         | 1.300       | 1.065        | 1.080        | 363              | 07/29/2016    |
| 14912L4X6                              | 3219         | Caterpillar Financial Services |                       | 04/20/2012    | 18,350,000.00         | 18,592,954.00         | 18,505,397.47         | 2.050       | 1.309        | 1.327        | 366              | 08/01/2016    |
| 36962G5H3                              | 3186         | GE Capital Corp                |                       | 12/08/2011    | 10,000,000.00         | 10,297,900.00         | 10,085,679.36         | 3.350       | 2.547        | 2.582        | 443              | 10/17/2016    |
| 06050TLR1                              | 3332         | Bank of America                |                       | 04/11/2014    | 10,000,000.00         | 10,004,200.00         | 10,003,126.37         | 1.125       | 1.085        | 1.100        | 471              | 11/14/2016    |
| 06050TLR1                              | 3333         | Bank of America                |                       | 04/11/2014    | 10,000,000.00         | 10,004,200.00         | 10,003,126.37         | 1.125       | 1.085        | 1.100        | 471              | 11/14/2016    |
| 94974BEZ9                              | 3187         | Wells Fargo Bank               |                       | 12/15/2011    | 5,000,000.00          | 5,109,800.00          | 5,000,000.00          | 2.625       | 2.861        | 2.901        | 502              | 12/15/2016    |
| 94974BEZ9                              | 3188         | Wells Fargo Bank               |                       | 12/15/2011    | 10,000,000.00         | 10,219,600.00         | 10,000,000.00         | 2.625       | 2.861        | 2.901        | 502              | 12/15/2016    |
| 94974BEZ9                              | 3189         | Wells Fargo Bank               |                       | 12/15/2011    | 8,500,000.00          | 8,686,660.00          | 8,500,000.00          | 2.625       | 2.861        | 2.901        | 502              | 12/15/2016    |
| 94974BEZ9                              | 3190         | Wells Fargo Bank               |                       | 12/15/2011    | 5,000,000.00          | 5,109,800.00          | 5,000,000.00          | 2.625       | 2.861        | 2.901        | 502              | 12/15/2016    |
| 94974BEZ9                              | 3191         | Wells Fargo Bank               |                       | 12/15/2011    | 6,500,000.00          | 6,642,740.00          | 6,500,000.00          | 2.625       | 2.589        | 2.625        | 502              | 12/15/2016    |
| 24422ERN1                              | 3209         | John Deere                     |                       | 03/15/2012    | 5,000,000.00          | 5,039,100.00          | 5,003,118.56          | 1.400       | 1.341        | 1.360        | 592              | 03/15/2017    |
| 24422ERN1                              | 3210         | John Deere                     |                       | 03/15/2012    | 9,930,000.00          | 10,007,652.60         | 9,936,185.73          | 1.400       | 1.341        | 1.360        | 592              | 03/15/2017    |
| 46625HJL5                              | 3281         | JP Morgan Chase Bank           |                       | 07/23/2013    | 12,000,000.00         | 11,915,640.00         | 11,787,212.29         | 1.625       | 2.269        | 2.300        | 1,018            | 05/15/2018    |
| 46625HJL5                              | 3282         | JP Morgan Chase Bank           |                       | 07/23/2013    | 5,000,000.00          | 4,964,850.00          | 4,913,918.01          | 1.625       | 2.249        | 2.280        | 1,018            | 05/15/2018    |
| 21688AAA0                              | 3323         | Rabobank                       |                       | 01/14/2014    | 10,000,000.00         | 10,073,700.00         | 9,954,050.43          | 2.250       | 2.359        | 2.392        | 1,262            | 01/14/2019    |
|  |              | <b>Subtotal and Average</b>    | <b>163,687,431.73</b> |               | <b>163,683,000.00</b> | <b>165,256,948.58</b> | <b>163,677,208.95</b> |             | <b>1.807</b> | <b>1.832</b> | <b>529</b>       |               |
| <b>Municipal Bonds</b>                 |              |                                |                       |               |                       |                       |                       |             |              |              |                  |               |
| 13063BMR0                              | 3169         | State of California            |                       | 09/28/2011    | 10,000,000.00         | 10,038,800.00         | 10,031,014.86         | 5.000       | 1.164        | 1.181        | 31               | 09/01/2015    |
|  |              | <b>Subtotal and Average</b>    | <b>10,045,521.81</b>  |               | <b>10,000,000.00</b>  | <b>10,038,800.00</b>  | <b>10,031,014.86</b>  |             | <b>1.164</b> | <b>1.181</b> | <b>31</b>        |               |
| <b>Calif Local Agency Indebtedness</b> |              |                                |                       |               |                       |                       |                       |             |              |              |                  |               |
| SYS3285                                | 3285         | Stanislaus County              |                       | 08/01/2013    | 4,850,000.00          | 4,850,000.00          | 4,850,000.00          | 1.500       | 1.479        | 1.500        | 0                | 08/01/2015    |
| SYS3286                                | 3286         | Stanislaus County              |                       | 08/01/2013    | 4,925,000.00          | 4,925,000.00          | 4,925,000.00          | 1.500       | 1.479        | 1.500        | 366              | 08/01/2016    |
| SYS3287                                | 3287         | Stanislaus County              |                       | 08/01/2013    | 4,990,000.00          | 4,990,000.00          | 4,990,000.00          | 1.500       | 1.479        | 1.500        | 731              | 08/01/2017    |
|  |              | <b>Subtotal and Average</b>    | <b>14,765,000.00</b>  |               | <b>14,765,000.00</b>  | <b>14,765,000.00</b>  | <b>14,765,000.00</b>  |             | <b>1.479</b> | <b>1.500</b> | <b>369</b>       |               |
| <b>Money Market Account</b>            |              |                                |                       |               |                       |                       |                       |             |              |              |                  |               |
| SYS3211                                | 3211         | Bank of the West               |                       |               | 250,000.00            | 250,000.00            | 250,000.00            | 0.230       | 0.227        | 0.230        | 1                |               |
|  |              | <b>Subtotal and Average</b>    | <b>10,733,870.97</b>  |               | <b>250,000.00</b>     | <b>250,000.00</b>     | <b>250,000.00</b>     |             | <b>0.227</b> | <b>0.230</b> | <b>1</b>         |               |

**Stanislaus County Pool 2015/16**  
**Portfolio Management**  
**Portfolio Details - Investments**  
**July 31, 2015**

| CUSIP | Investment # | Issuer            | Average Balance  | Purchase Date | Par Value      | Market Value   | Book Value     | Stated Rate | YTM 360 | YTM 365 | Days to Maturity |
|-------|--------------|-------------------|------------------|---------------|----------------|----------------|----------------|-------------|---------|---------|------------------|
|       |              | Total and Average | 1,026,130,810.40 |               | 981,403,000.00 | 984,590,219.88 | 980,945,761.87 |             | 0.985   | 0.999   | 533              |

**Stanislaus County Pool 2015/16  
 Portfolio Management  
 Portfolio Details - Cash  
 July 31, 2015**

| CUSIP | Investment # | Issuer                     | Average Balance  | Purchase Date | Par Value      | Market Value   | Book Value     | Stated Rate | YTM 360 | YTM 365 | Days to Maturity |
|-------|--------------|----------------------------|------------------|---------------|----------------|----------------|----------------|-------------|---------|---------|------------------|
|       |              | Average Balance            | 0.00             |               |                |                |                |             |         |         | 0                |
|       |              | Total Cash and Investments | 1,026,130,810.40 |               | 981,403,000.00 | 984,590,219.88 | 980,945,761.87 |             | 0.985   | 0.999   | 533              |

**Stanislaus County Pool 2015/16  
Portfolio Management  
Activity By Type  
July 1, 2015 through July 31, 2015**

| CUSIP   | Investment # | Issuer                       | Stated Rate | Transaction Date | Purchases or Deposits | Redemptions or Withdrawals | Balance               |
|---|--------------|------------------------------|-------------|------------------|-----------------------|----------------------------|-----------------------|
| <b>Negotiable CDs</b>                         |              |                              |             |                  |                       |                            |                       |
| 06426GCQ8                                     | 3299         | Bank of the West             | 0.450       | 07/27/2015       | 0.00                  | 10,000,000.00              |                       |
|   |              | <b>Subtotal</b>              |             |                  | <b>0.00</b>           | <b>10,000,000.00</b>       | <b>130,000,000.00</b> |
| <b>Commercial Paper Disc. -Amortizing</b>     |              |                              |             |                  |                       |                            |                       |
| 36959JUU5                                     | 3359         | GE Capital Corp              | 0.160       | 07/28/2015       | 0.00                  | 20,000,000.00              |                       |
|   |              | <b>Subtotal</b>              |             |                  | <b>0.00</b>           | <b>20,000,000.00</b>       | <b>9,993,319.44</b>   |
| <b>Managed Pool Account (Monthly Summary)</b> |              |                              |             |                  |                       |                            |                       |
| SYS61   | 61           | Local Agency Investment Fund | 0.310       |                  | 0.00                  | 9,750,000.00               |                       |
|   |              | <b>Subtotal</b>              |             |                  | <b>0.00</b>           | <b>9,750,000.00</b>        | <b>40,250,000.00</b>  |
| <b>Federal Agency Coupon Securities</b>       |              |                              |             |                  |                       |                            |                       |
| 3133EDBE1                                     | 3310         | Federal Farm Credit Bank     | 0.220       | 07/09/2015       | 0.00                  | 10,000,000.00              |                       |
|   |              | <b>Subtotal</b>              |             |                  | <b>0.00</b>           | <b>10,000,000.00</b>       | <b>302,457,447.51</b> |
| <b>Treasury Coupon Securities</b>             |              |                              |             |                  |                       |                            |                       |
|   |              | <b>Subtotal</b>              |             |                  |                       |                            | <b>309,521,771.11</b> |
| <b>Rolling Repurchase Agreements</b>          |              |                              |             |                  |                       |                            |                       |
|   |              | <b>Subtotal</b>              |             |                  |                       |                            | <b>0.00</b>           |
| <b>Medium Term Notes</b>                      |              |                              |             |                  |                       |                            |                       |
|   |              | <b>Subtotal</b>              |             |                  |                       |                            | <b>163,677,208.95</b> |
| <b>Municipal Bonds</b>                        |              |                              |             |                  |                       |                            |                       |
|   |              | <b>Subtotal</b>              |             |                  |                       |                            | <b>10,031,014.86</b>  |
| <b>Calif Local Agency Indebtedness</b>        |              |                              |             |                  |                       |                            |                       |
|   |              | <b>Subtotal</b>              |             |                  |                       |                            | <b>14,765,000.00</b>  |
| <b>Money Market Account (Monthly Summary)</b> |              |                              |             |                  |                       |                            |                       |
| SYS3211                                       | 3211         | Bank of the West             | 0.230       |                  | 0.00                  | 19,750,000.00              |                       |
|   |              | <b>Subtotal</b>              |             |                  | <b>0.00</b>           | <b>19,750,000.00</b>       | <b>250,000.00</b>     |
|   |              | <b>Total</b>                 |             |                  | <b>0.00</b>           | <b>69,500,000.00</b>       | <b>980,945,761.87</b> |

**Stanislaus County Pool 2015/16  
Portfolio Management  
Activity Summary  
July 2014 through July 2015**

| Month<br>End   | Year | Number of<br>Securities | Total<br>Invested       | Yield to Maturity |                   | Managed<br>Pool<br>Rate | Number<br>of Investments<br>Purchased | Number<br>of Investments<br>Redeemed | Average<br>Term | Average<br>Days to Maturity |
|----------------|------|-------------------------|-------------------------|-------------------|-------------------|-------------------------|---------------------------------------|--------------------------------------|-----------------|-----------------------------|
|                |      |                         |                         | 360<br>Equivalent | 365<br>Equivalent |                         |                                       |                                      |                 |                             |
| July           | 2014 | 76                      | 940,022,266.89          | 0.884             | 0.896             | 0.250                   | 3                                     | 3                                    | 969             | 550                         |
| August         | 2014 | 75                      | 935,205,930.88          | 0.888             | 0.900             | 0.250                   | 0                                     | 1                                    | 972             | 526                         |
| September      | 2014 | 75                      | 930,204,091.28          | 0.869             | 0.881             | 0.250                   | 3                                     | 3                                    | 963             | 523                         |
| October        | 2014 | 73                      | 920,130,971.49          | 0.884             | 0.896             | 0.260                   | 3                                     | 4                                    | 971             | 525                         |
| November       | 2014 | 73                      | 930,075,965.07          | 0.876             | 0.888             | 0.260                   | 1                                     | 1                                    | 957             | 497                         |
| December       | 2014 | 84                      | 1,065,574,203.82        | 0.845             | 0.856             | 0.260                   | 12                                    | 1                                    | 920             | 519                         |
| January        | 2015 | 82                      | 1,040,772,470.93        | 0.857             | 0.869             | 0.260                   | 0                                     | 1                                    | 935             | 502                         |
| February       | 2015 | 78                      | 1,006,487,286.79        | 0.855             | 0.867             | 0.260                   | 0                                     | 4                                    | 935             | 492                         |
| March          | 2015 | 81                      | 1,068,574,501.23        | 0.846             | 0.858             | 0.260                   | 5                                     | 2                                    | 924             | 490                         |
| April          | 2015 | 84                      | 1,111,896,677.77        | 0.864             | 0.876             | 0.280                   | 6                                     | 3                                    | 934             | 503                         |
| May            | 2015 | 82                      | 1,071,891,343.15        | 0.895             | 0.907             | 0.290                   | 1                                     | 3                                    | 970             | 502                         |
| June           | 2015 | 81                      | 1,050,479,594.81        | 0.937             | 0.950             | 0.310                   | 3                                     | 4                                    | 994             | 526                         |
| July           | 2015 | 78                      | 980,945,761.87          | 0.985             | 0.999             | 0.310                   | 0                                     | 3                                    | 1,050           | 533                         |
| <b>Average</b> |      | <b>79</b>               | <b>1,004,020,082.00</b> | <b>0.883%</b>     | <b>0.896%</b>     | <b>0.269</b>            | <b>3</b>                              | <b>3</b>                             | <b>961</b>      | <b>514</b>                  |

**Stanislaus County Pool 2015/16  
Portfolio Management  
Distribution of Investments By Type  
July 2014 through July 2015**

| Security Type                             | July 2014 | August 2014 | September 2014 | October 2014 | November 2014 | December 2014 | January 2015 | February 2015 | March 2015 | April 2015 | May 2015 | June 2015 | July 2015 | Average by Period |
|---|-----------|-------------|----------------|--------------|---------------|---------------|--------------|---------------|------------|------------|----------|-----------|-----------|-------------------|
| <b>Certificates of Deposit - Bank</b>     |           |             |                |              |               |               |              |               |            |            |          |           |           |                   |
| <b>Negotiable CDs</b>                     | 15.4      | 15.5        | 15.1           | 15.2         | 15.1          | 14.6          | 13.5         | 13.9          | 13.1       | 15.3       | 14.9     | 13.3      | 13.3      | 14.5%             |
| <b>Commercial Paper Disc. -Amortizing</b> | 7.4       | 7.5         | 7.5            | 6.5          | 8.6           | 9.4           | 9.6          | 9.9           | 9.4        | 6.3        | 2.8      | 2.9       | 1.0       | 6.8%              |
| <b>Bankers Acceptances -Amortizing</b>    |           |             |                |              |               |               |              |               |            |            |          |           |           |                   |
| <b>Managed Pool Account</b>               | 5.3       | 5.4         | 5.4            | 5.4          | 5.4           | 4.7           | 3.9          | 5.0           | 4.7        | 4.5        | 4.7      | 4.8       | 4.1       | 4.9%              |
| <b>Federal Agency Coupon Securities</b>   | 20.7      | 20.8        | 20.9           | 21.1         | 19.8          | 25.0          | 25.6         | 26.5          | 26.6       | 29.1       | 30.2     | 29.7      | 30.8      | 25.2%             |
| <b>Federal Agency Disc. -Amortizing</b>   |           |             |                |              |               |               |              |               |            |            |          |           |           |                   |
| <b>Treasury Coupon Securities</b>         | 24.9      | 25.1        | 25.2           | 25.5         | 25.2          | 23.4          | 24.0         | 24.8          | 27.1       | 26.0       | 27.9     | 29.5      | 31.6      | 26.2%             |
| <b>Treasury Discounts -Amortizing</b>     |           |             |                |              |               |               |              |               |            |            |          |           |           |                   |
| <b>Rolling Repurchase Agreements</b>      |           |             |                |              |               |               |              |               |            |            |          |           |           |                   |
| <b>Repurchase Agreements - Term</b>       |           |             |                |              |               |               |              |               |            |            |          |           |           |                   |
| <b>Medium Term Notes</b>                  | 20.9      | 21.0        | 21.1           | 21.3         | 21.1          | 18.7          | 19.2         | 17.0          | 16.0       | 14.7       | 15.3     | 15.6      | 16.7      | 18.4%             |
| <b>California Registered Warrants</b>     |           |             |                |              |               |               |              |               |            |            |          |           |           |                   |
| <b>Municipal Anticipation Note</b>        |           |             |                |              |               |               |              |               |            |            |          |           |           |                   |
| <b>Municipal Bonds</b>                    | 1.1       | 1.1         | 1.1            | 1.1          | 1.1           | 1.0           | 1.0          | 1.0           | 1.0        | 0.9        | 0.9      | 1.0       | 1.0       | 1.0%              |
| <b>Calif Local Agency Indebtedness</b>    | 2.1       | 1.6         | 1.6            | 1.6          | 1.6           | 1.4           | 1.4          | 1.5           | 1.4        | 1.3        | 1.4      | 1.4       | 1.5       | 1.5%              |
| <b>Money Market Account</b>               | 2.1       | 2.1         | 2.2            | 2.2          | 2.2           | 1.9           | 1.9          | 0.5           | 0.9        | 1.8        | 1.9      | 1.9       | 0.0       | 1.7%              |



**Stanislaus County Pool 2015/16  
Portfolio Management  
Interest Earnings Summary  
July 31, 2015**

|  | July 31 Month Ending | Fiscal Year To Date |
|--|----------------------|---------------------|
| <b>CD/Coupon/Discount Investments:</b>               |                      |                     |
| Interest Collected                                   | 793,338.19           | 793,338.19          |
| Plus Accrued Interest at End of Period               | 2,407,021.46         | 2,519,521.45        |
| Less Accrued Interest at Beginning of Period         | ( 2,377,486.41)      | ( 2,489,986.40)     |
| Less Accrued Interest at Purchase During Period      | ( 0.00)              | ( 0.00)             |
| Interest Earned during Period                        | 822,873.24           | 822,873.24          |
| Adjusted by Premiums and Discounts                   | -17,810.84           | -17,810.84          |
| Adjusted by Capital Gains or Losses                  | 0.00                 | 0.00                |
| Earnings during Periods                              | 805,062.40           | 805,062.40          |
| <b>Pass Through Securities:</b>                      |                      |                     |
| Interest Collected                                   | 0.00                 | 0.00                |
| Plus Accrued Interest at End of Period               | 0.00                 | 0.00                |
| Less Accrued Interest at Beginning of Period         | ( 0.00)              | ( 0.00)             |
| Less Accrued Interest at Purchase During Period      | ( 0.00)              | ( 0.00)             |
| Interest Earned during Period                        | 0.00                 | 0.00                |
| Adjusted by Premiums and Discounts                   | 0.00                 | 0.00                |
| Adjusted by Capital Gains or Losses                  | 0.00                 | 0.00                |
| Earnings during Periods                              | 0.00                 | 0.00                |
| <b>Cash/Checking Accounts:</b>                       |                      |                     |
| Interest Collected                                   | 35,982.73            | 35,982.73           |
| Plus Accrued Interest at End of Period               | 50,616.58            | 50,616.58           |
| Less Accrued Interest at Beginning of Period         | ( 72,249.00)         | ( 72,249.00)        |
| Interest Earned during Period                        | 14,350.31            | 14,350.31           |
| <b>Total Interest Earned during Period</b>           | <b>837,223.55</b>    | <b>837,223.55</b>   |
| <b>Total Adjustments from Premiums and Discounts</b> | <b>-17,810.84</b>    | <b>-17,810.84</b>   |
| <b>Total Capital Gains or Losses</b>                 | <b>0.00</b>          | <b>0.00</b>         |
| <b>Total Earnings during Period</b>                  | <b>819,412.71</b>    | <b>819,412.71</b>   |