

Gordon B. Ford

THE BOARD OF SUPERVISORS OF THE COUNTY OF STANISLAUS
ACTION AGENDA SUMMARY

DEPT: Treasurer-Tax Collector

BOARD AGENDA # *B-3

Urgent

Routine

AGENDA DATE July 22, 2014

CEO Concurs with Recommendation YES NO
(Information Attached)

4/5 Vote Required YES NO

SUBJECT:

Acceptance of the Stanislaus County Treasury Pool's June 2014 Monthly Investment Report

STAFF RECOMMENDATIONS:

1. Accept the Stanislaus County Treasury Pool's June 2014 Monthly Investment Report. The report was prepared by the Stanislaus County Treasurer-Tax Collector's Office and reviewed for conformity with the Stanislaus County Treasury Pool Investment Policy by the Treasurer-Tax Collector and has been distributed to the Stanislaus County Treasury Pool Oversight Committee.
2. Authorize the Chairman of the Board of Supervisors to sign on behalf of the Board that the report has been reviewed and accepted.

FISCAL IMPACT:

The local Investment Policy mandates preparation, review, and acceptance of the investment report. As part of the administration of the Pool, costs associated with the report (estimated at approximately \$800 per month) are deducted from interest earnings before distribution is made to the participating agency's funds. The estimated impact to the General Fund is approximately \$175 per month.

BOARD ACTION AS FOLLOWS:

No. 2014-386

On motion of Supervisor Chiesa, Seconded by Supervisor Withrow
and approved by the following vote,

Ayes: Supervisors: O'Brien, Chiesa, Withrow, Monteith, and Chairman De Martini

Noes: Supervisors: None

Excused or Absent: Supervisors: None

Abstaining: Supervisor: None

1) X Approved as recommended

2) _____ Denied

3) _____ Approved as amended

4) _____ Other:

MOTION:

Christine Ferraro

ATTEST: CHRISTINE FERRARO TALLMAN, Clerk

File No.

DISCUSSION:

On April 16, 1996, the Board of Supervisors passed Ordinance sections 2.30.01 to 2.30.04. This provided for a comprehensive policy of investment delegation and oversight, including delegation of day-to-day investment to the County Treasurer-Tax Collector, qualifications for the Office of County Treasurer-Tax Collector, and the establishment of a Treasury Pool Oversight Committee. On March 25, 2014, the Board of Supervisors reviewed and adopted the Investment Policy, effective April 1, 2014. This Policy was prepared by the Stanislaus County Treasurer-Tax Collector and reviewed for conformity with California State law by the Treasury Oversight Committee members (comprised of the County Auditor-Controller, the County Superintendent of Schools' designee, and a member of the public familiar with investments).

The Investment Policy includes language that mandates the preparation of the monthly report and provides guidelines on its contents. Each monthly report contains a summary along with sufficient detail to show investment activity and compliance with legal and policy directives. The report was prepared by the Stanislaus County Treasurer-Tax Collector's Office and reviewed for conformity with the Stanislaus County Treasury Pool Investment Policy by the Treasurer-Tax Collector and has been distributed to the Treasury Pool Oversight Committee.

Upon acceptance and signature of the Chairman, the report can be viewed on the Stanislaus County Treasurer-Tax Collector's Office website.

POLICY ISSUES:

Section 2.30.04 of the Stanislaus County Code establishes the Treasury Oversight Committee. Section 27133(e) of the Government Code requires that the Treasurer of any county having an Oversight Committee prepares an investment report for said Committee.

Acceptance of this report supports the Board's priority of Efficient Delivery of Public Services.

STAFFING IMPACT:

There is no staffing impact associated with this agenda item.

CONTACT PERSON:

Gordon B. Ford, Treasurer-Tax Collector. Telephone: (209) 525-4463



Gordon B. Ford
Treasurer/Tax Collector

PO Box 3052, Modesto, CA 95353-3052
Phone: 209.525.6524 Fax: 209.525.4333


County of Stanislaus Treasury Pool
Monthly Investment Report
June 2014


The Stanislaus County Treasury Pool yield to maturity for June 2014 was .88%. The Average-Days-to-Maturity at the end of June was 554 days.

With our current cash flow and investment schedule, we will have sufficient cash to meet our historical cash needs for the next six months, through the end of December 2014.


The portfolio has been reviewed by both the Treasurer and the Chief Deputy Treasurer for compliance with the investment policy. The Union Bank of California custodial statement has been reviewed by both the Treasurer and the Chief Deputy Treasurer for accuracy and completeness. The custodial statement is the source of market valuation for securities held by our custodial agent. All other securities are valued at cost.

The Treasury Monthly Investment Report for June 2014 has been forwarded to the Treasury Oversight Committee members.


Dolores Sarenata, Chief Deputy Treasurer


Gordon B. Ford, Treasurer Tax Collector

The County of Stanislaus Board of Supervisors has reviewed and accepted the June 2014 Treasurer's Monthly Investment Report.


Chairman, Board of Supervisors

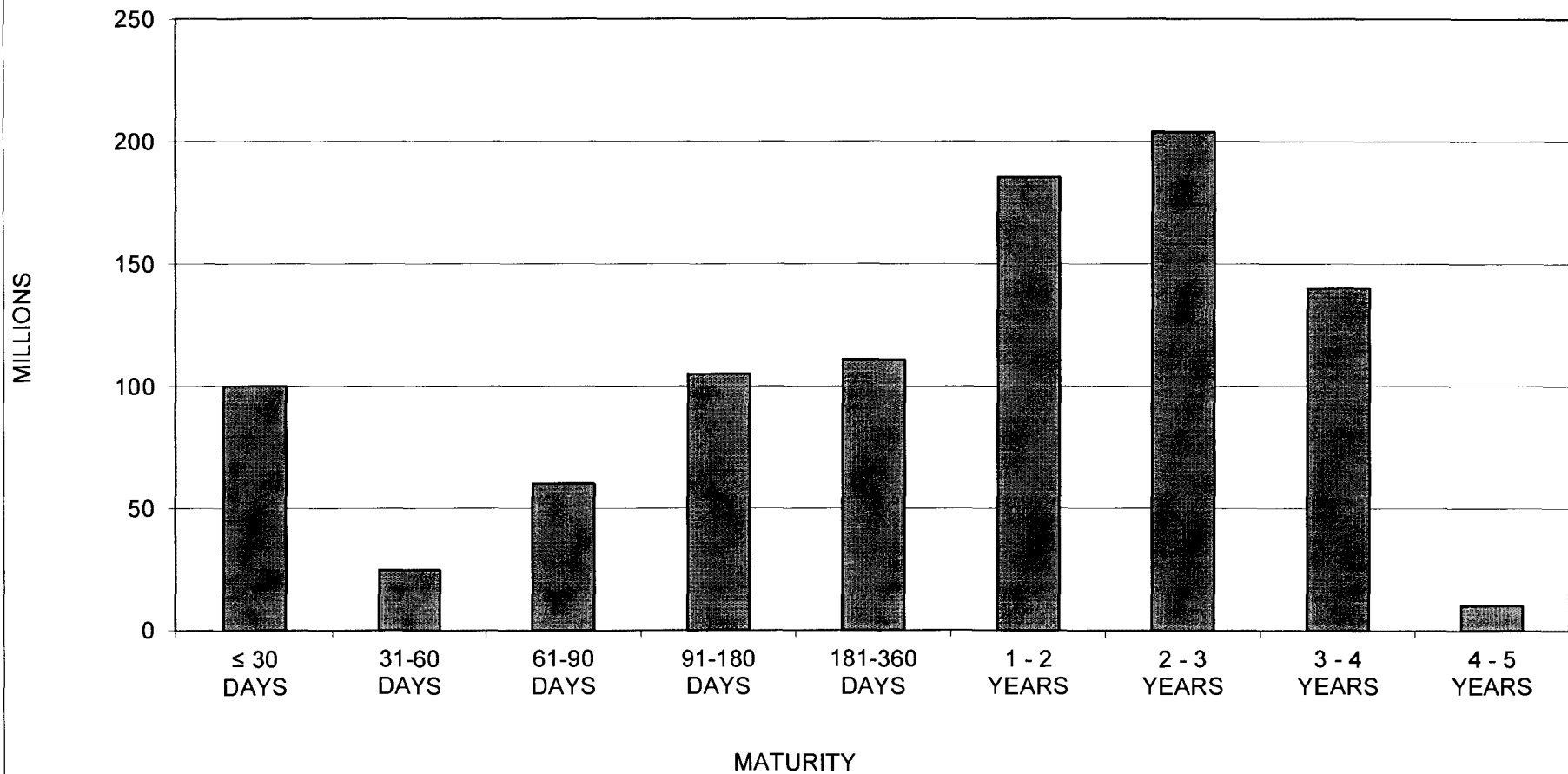
STANISLAUS COUNTY
SHORT-TERM INVESTMENT POOL SUMMARY
JUNE 30, 2014

CASHFLOW:	JUNE 2014	YTD FY 2014	JUNE 2013	YTD FY 2013
BEG. CASH BALANCE	1,026,568,587.64	953,496,186.16	913,871,412.96	957,926,517.23
RECEIPTS	152,534,635.93	2,303,987,293.35	213,189,999.24	2,214,626,801.81
DISBURSEMENTS	(202,736,377.71)	(2,281,116,633.65)	(193,565,226.04)	(2,219,057,132.88)
ENDING CASH BALANCE	976,366,845.86	976,366,845.86	933,496,186.16	953,496,186.16

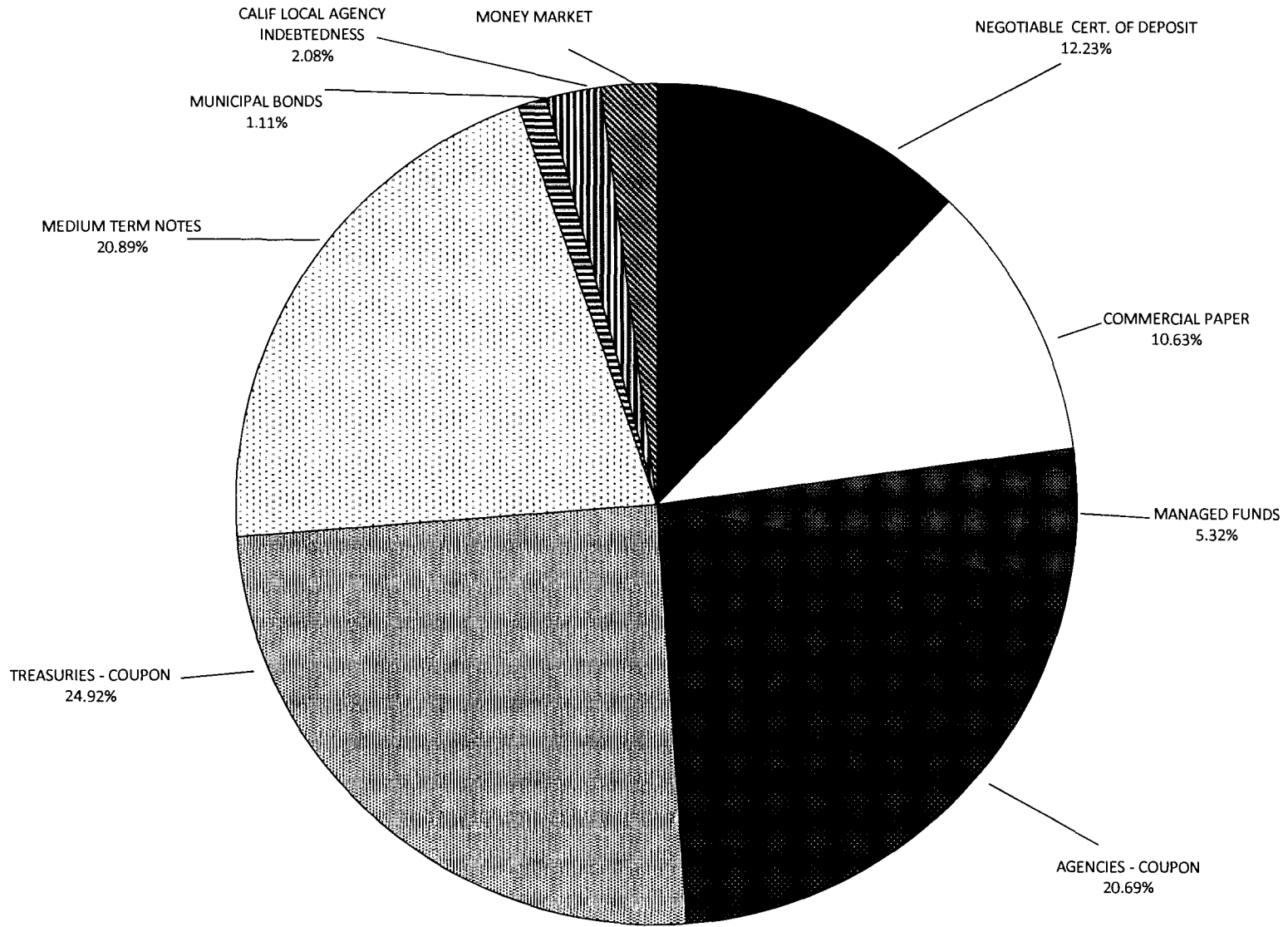
INTEREST INCOME:	JUNE 2014	YTD FY 2014	JUNE 2013	YTD FY 2013
INTEREST RECEIVED	1,565,032.17	10,291,043.67	741,332.05	10,973,354.47
TREASURY EXPENSE	(47,968.33)	(575,620.00)	(47,968.33)	(575,620.00)
NET DISTRIBUTION	1,517,063.84	9,715,423.67	693,363.72	10,397,734.47

BALANCE - 06/30/2014	DOLLAR COST	MARKET VALUE	MAX INVEST. AS % OF TOTAL	INVESTMENTS AS % OF TOTAL	MAX DAYS TO MATURE	AVG DAYS TO MATURE	YTM 360 EQUIV.
NEGOTIABLE CERT. OF DEPOSIT	115,000,000.00	115,060,200.00	30.00%	12.23%	1,825	259	0.45%
COMMERCIAL PAPER	99,899,872.22	99,961,900.00	15.00%	10.63%	180	68	0.20%
MANAGED FUNDS	50,000,000.00	50,015,855.90		5.32%	1	1	0.23%
AGENCIES - COUPON	194,481,330.64	194,956,198.00		20.69%	1,825	747	0.71%
TREASURIES - COUPON	234,320,115.01	235,357,250.00		24.92%	1,825	713	1.01%
MEDIUM TERM NOTES	196,377,766.99	199,472,356.70	30.00%	20.89%	1,825	793	1.67%
GENERAL OBLIGATION BONDS	10,434,208.07	10,561,200.00		1.11%	1,825	427	1.16%
CALIF LOCAL AGENCY INDEBTEDNESS	19,540,000.00	19,540,000.00		2.08%	1,825	586	1.48%
MONEY MARKET	20,000,000.00	20,000,000.00		2.13%	1	1	0.29%
TOTAL INVESTMENTS	940,053,292.93	944,924,960.60		100.00%		554	0.88%
CASH/BANK BALANCES	36,313,552.93	36,313,552.93					
TOTAL	976,366,845.86	981,238,513.53					

**STANISLAUS COUNTY TREASURY POOL
MATURITY DISTRIBUTION
JUNE 30, 2014**



**STANISLAUS COUNTY TREASURY POOL
ASSET DISTRIBUTION
JUNE 30, 2014**



STANISLAUS COUNTY
INTEREST ON INVESTMENTS
MONTH: JUNE 2014

DATE	90110/11 CERTIFICATE OF DEPOSIT	90115 COMMERCIAL PAPER	90125 MANAGED FUNDS	90130/31 AGENCIES COUP./DISC.	90132/33 TREASURIES COUP./DISC.	90135 REPO AGREEMENTS	90140 MED. TERM NOTES	90161 CALIF REV ANT NOTES	90162 GENERAL OBL BONDS	90163 AGENCY DEBT	90165 MONEY MARKET	SYMPRO TOTAL	ORACLE	VARIANCE
1												0.00	0.00	0.00
2				35,000.00	475,000.00		31,250.00					541,250.00	541,250.00	0.00
3											4,926.44	4,926.44	4,926.44	0.00
4												0.00	0.00	0.00
5												0.00	0.00	0.00
6		10,383.33										10,383.33	10,383.33	0.00
7												0.00	0.00	0.00
8												0.00	0.00	0.00
9		10,000.00										10,000.00	10,000.00	0.00
10												0.00	0.00	0.00
11												0.00	0.00	0.00
12				50,000.00	297,785.63							347,785.63	347,785.63	0.00
13												0.00	0.00	0.00
14												0.00	0.00	0.00
15												0.00	0.00	0.00
16							459,375.00					459,375.00	459,375.00	0.00
17												0.00	0.00	0.00
18												0.00	0.00	0.00
19	19,933.34											19,933.34	19,933.34	0.00
20												0.00	0.00	0.00
21												0.00	0.00	0.00
22												0.00	0.00	0.00
23				16,500.00								16,500.00	16,500.00	0.00
24												0.00	0.00	0.00
25		23,000.00										23,000.00	23,000.00	0.00
26	15,333.33											15,333.33	15,333.33	0.00
27	92,263.88											92,263.88	92,263.88	0.00
28												0.00	0.00	0.00
29												0.00	0.00	0.00
30				5,307.57	73,237.76		(23,249.25)		(31,014.86)			24,281.22	24,281.22	0.00
TOTAL	127,530.55	43,383.33	0.00	106,807.57	846,023.39	0.00	467,375.75	0.00	(31,014.86)		4,926.44	1,565,032.17	1,565,032.17	0.00



**Stanislaus County Pool 2013/14
Portfolio Management
Portfolio Summary
June 30, 2014**

Investments	Par Value	Market Value	Book Value	% of Portfolio	Term	Days to Maturity	YTM 360 Equiv.	YTM 365 Equiv.
Negotiable CDs	115,000,000.00	115,060,200.00	115,000,000.00	12.23	561	259	0.445	0.451
Commercial Paper Disc. -Amortizing	100,000,000.00	99,961,900.00	99,963,151.97	10.63	179	68	0.201	0.204
Managed Pool Account	50,000,000.00	50,015,855.90	50,000,000.00	5.32	1	1	0.227	0.230
Federal Agency Coupon Securities	194,700,000.00	194,956,198.00	194,481,330.64	20.69	1,164	747	0.708	0.718
Treasury Coupon Securities	235,000,000.00	235,357,250.00	234,320,115.01	24.92	1,182	713	1.005	1.019
Medium Term Notes	196,110,000.00	199,472,356.70	196,377,766.99	20.89	1,439	793	1.669	1.692
Municipal Bonds	10,000,000.00	10,561,200.00	10,434,208.07	1.11	1,434	427	1.164	1.181
Calif Local Agency Indebtedness	19,540,000.00	19,540,000.00	19,540,000.00	2.08	920	586	1.479	1.500
Money Market Account	20,000,000.00	20,000,000.00	20,000,000.00	2.13	1	1	0.286	0.290
Investments	940,350,000.00	944,924,960.60	940,116,572.68	100.00%	959	554	0.883	0.896

Total Earnings	June 30 Month Ending	Fiscal Year To Date	Fiscal Year Ending
Current Year	988,610.71	9,591,514.18	9,591,514.18
Average Daily Balance	951,035,099.31	977,039,518.42	
Effective Rate of Return	1.26%	0.98%	

*Cooperative Centrale Raiffeisen-Boerenleenbank B.A. is the full name for the issuer doing business as Rabobank in the United States.

Stanislaus County Pool 2013/14
Portfolio Management
Portfolio Details - Investments
June 30, 2014

CUSIP	Investment #	Issuer	Average Balance	Purchase Date	Par Value	Market Value	Book Value	Stated Rate	YTM 360	YTM 365	Days to Maturity	Maturity Date
Negotiable CDs												
90267RTQ2	3290	UBS Ag Stamford Ct		09/03/2013	10,000,000.00	10,004,000.00	10,000,000.00	0.405	0.405	0.411	64	09/03/2014
90267RUA5	3294	UBS Ag Stamford Ct		09/27/2013	10,000,000.00	10,004,800.00	10,000,000.00	0.375	0.375	0.380	87	09/26/2014
06426GAB3	3244	Bank of the West		10/29/2012	20,000,000.00	20,026,600.00	20,000,000.00	0.550	0.550	0.558	108	10/17/2014
905269GL4	3297	Union Bank NA		10/25/2013	15,000,000.00	15,012,000.00	15,000,000.00	0.350	0.350	0.355	206	01/23/2015
06426GCX3	3311	Bank of the West		12/19/2013	20,000,000.00	20,007,200.00	20,000,000.00	0.390	0.390	0.395	261	03/19/2015
06426GCQ8	3299	Bank of the West		11/27/2013	10,000,000.00	9,994,200.00	10,000,000.00	0.450	0.450	0.456	391	07/27/2015
905269FV3	3295	Union Bank NA		09/27/2013	10,000,000.00	10,011,400.00	10,000,000.00	0.600	0.606	0.614	451	09/25/2015
21684BNA8	3301	Rabobank		12/05/2013	20,000,000.00	20,000,000.00	20,000,000.00	0.440	0.440	0.446	471	10/15/2015
Subtotal and Average			132,333,333.33		115,000,000.00	115,060,200.00	115,000,000.00	0.445	0.451	0.451	259	
Commercial Paper Disc. -Amortizing												
89233HG32	3322	Toyota Motor Credit Corp		01/06/2014	20,000,000.00	19,999,800.00	19,999,755.56	0.220	0.220	0.223	2	07/03/2014
90262DGG4	3324	UBS Financial Services		01/17/2014	10,000,000.00	9,999,400.00	9,999,104.17	0.215	0.215	0.218	15	07/16/2014
90262DJP1	3325	UBS Financial Services		03/27/2014	20,000,000.00	19,991,600.00	19,991,133.33	0.190	0.190	0.193	84	09/23/2014
74977LK22	3329	Rabobank USA		04/07/2014	20,000,000.00	19,989,200.00	19,990,183.33	0.190	0.190	0.193	93	10/02/2014
90526NK38	3330	Union Bank NA		04/07/2014	10,000,000.00	9,994,500.00	9,994,777.78	0.200	0.200	0.203	94	10/03/2014
90262DKH7	3334	UBS Financial Services		04/18/2014	20,000,000.00	19,987,400.00	19,988,197.80	0.197	0.197	0.200	108	10/17/2014
Subtotal and Average			120,287,149.04		100,000,000.00	99,961,900.00	99,963,151.97	0.201	0.204	0.204	68	
Managed Pool Account												
SYS61	61	Local Agency Investment Fund			50,000,000.00	50,015,855.90	50,000,000.00	0.230	0.227	0.230	1	
Subtotal and Average			9,033,333.33		50,000,000.00	50,015,855.90	50,000,000.00	0.227	0.230	0.230	1	
Federal Agency Coupon Securities												
3133EC5G5	3249	Federal Farm Credit Bank		11/30/2012	10,000,000.00	10,003,500.00	9,998,400.14	0.250	0.286	0.290	148	11/26/2014
3133EC6F6	3250	Federal Farm Credit Bank		12/05/2012	10,000,000.00	10,019,200.00	10,000,000.00	0.350	0.345	0.350	335	06/01/2015
3133EC6F6	3252	Federal Farm Credit Bank		12/05/2012	10,000,000.00	10,019,200.00	10,000,000.00	0.350	0.345	0.350	335	06/01/2015
313379ER6	3278	Federal Home Loan Bank		06/28/2013	20,000,000.00	20,051,000.00	20,018,793.75	0.500	0.395	0.400	346	06/12/2015
3133EDBE1	3310	Federal Farm Credit Bank		12/17/2013	10,000,000.00	10,006,700.00	9,992,076.87	0.220	0.294	0.298	373	07/09/2015
3133EDAL6	3309	Federal Farm Credit Bank		12/17/2013	10,000,000.00	10,006,300.00	9,994,729.67	0.280	0.322	0.326	420	08/25/2015
3133EA7L6	3248	Federal Farm Credit Bank		11/09/2012	10,000,000.00	10,017,300.00	10,000,000.00	0.400	0.395	0.400	496	11/09/2015
3133EDAE2	3312	Federal Farm Credit Bank		12/20/2013	10,000,000.00	10,015,500.00	9,994,123.70	0.330	0.365	0.370	539	12/22/2015
3130A0SD3	3331	Federal Home Loan Bank		04/11/2014	10,000,000.00	10,000,700.00	10,014,307.09	0.375	0.411	0.417	598	02/19/2016
3133EDHS4	3328	Federal Farm Credit Bank		04/03/2014	15,000,000.00	15,011,250.00	15,000,979.17	0.470	0.464	0.470	636	03/28/2016
313379BG3	3222	Federal Home Loan Bank		04/27/2012	20,000,000.00	20,080,800.00	20,000,000.00	1.070	1.055	1.070	1,031	04/27/2017
313380EC7	3237	Federal Home Loan Bank		09/19/2012	20,000,000.00	19,801,000.00	19,931,397.99	0.750	0.942	0.955	1,165	09/08/2017

Portfolio POOL
AC
PM (PRF_PM2) 7.2.5

**Stanislaus County Pool 2013/14
Portfolio Management
Portfolio Details - Investments
June 30, 2014**

CUSIP	Investment #	Issuer	Average Balance	Purchase Date	Par Value	Market Value	Book Value	Stated Rate	YTM 360	YTM 365	Days to Maturity	Maturity Date
Federal Agency Coupon Securities												
3133EDD66	3321	Federal Farm Credit Bank		01/06/2014	10,000,000.00	10,101,100.00	10,000,000.00	1.240	1.223	1.240	1,193	10/06/2017
3133EA6J2	3245	Federal Farm Credit Bank		10/30/2012	9,700,000.00	9,688,748.00	9,700,000.00	0.875	0.863	0.875	1,217	10/30/2017
3133ECKD5	3289	Federal Farm Credit Bank		08/26/2013	10,000,000.00	9,936,200.00	9,718,450.91	0.900	1.662	1.685	1,366	03/28/2018
313375K48	3291	Federal Home Loan Bank		09/20/2013	10,000,000.00	10,197,700.00	10,118,071.35	2.000	1.842	1.868	1,536	09/14/2018
Subtotal and Average			194,478,765.31		194,700,000.00	194,956,198.00	194,481,330.64		0.708	0.718	747	
Treasury Coupon Securities												
912828TF7	3275	U S Treasury Securities		06/28/2013	20,000,000.00	20,000,000.00	19,998,940.01	0.125	0.187	0.190	30	07/31/2014
912828LK4	3157	U S Treasury Securities		04/13/2011	20,000,000.00	20,075,800.00	20,029,087.92	2.375	1.447	1.467	61	08/31/2014
912828LZ1	3156	U S Treasury Securities		04/13/2011	20,000,000.00	20,169,600.00	20,043,997.47	2.125	1.554	1.575	152	11/30/2014
912828A67	3316	U S Treasury Securities		12/31/2013	10,000,000.00	10,000,800.00	9,985,837.55	0.250	0.340	0.345	548	12/31/2015
912828PS3	3140	U S Treasury Securities		01/31/2011	25,000,000.00	25,676,750.00	24,983,127.27	2.000	2.017	2.045	579	01/31/2016
912828UW8	3335	U S Treasury Securities		04/24/2014	10,000,000.00	9,976,900.00	9,973,015.63	0.250	0.399	0.405	654	04/15/2016
912828UW8	3336	U S Treasury Securities		04/24/2014	10,000,000.00	9,976,900.00	9,973,015.63	0.250	0.399	0.405	654	04/15/2016
912828WA4	3326	U S Treasury Securities		03/31/2014	20,000,000.00	20,020,400.00	19,960,591.63	0.625	0.702	0.712	837	10/15/2016
912828WA4	3327	U S Treasury Securities		03/31/2014	20,000,000.00	20,020,400.00	19,960,591.63	0.625	0.702	0.712	837	10/15/2016
912828SJ0	3307	U S Treasury Securities		12/16/2013	20,000,000.00	20,073,400.00	20,046,728.52	0.875	0.776	0.787	973	02/28/2017
912828TM2	3320	U S Treasury Securities		12/31/2013	10,000,000.00	9,890,600.00	9,845,962.66	0.625	1.113	1.129	1,157	08/31/2017
912828TW0	3319	U S Treasury Securities		12/31/2013	10,000,000.00	9,903,100.00	9,851,346.81	0.750	1.191	1.208	1,218	10/31/2017
912828UE8	3317	U S Treasury Securities		12/31/2013	10,000,000.00	9,873,400.00	9,814,893.12	0.750	1.277	1.295	1,279	12/31/2017
912828UJ7	3298	U S Treasury Securities		11/26/2013	20,000,000.00	19,807,800.00	19,870,103.68	0.875	1.046	1.060	1,310	01/31/2018
912828VE7	3271	U S Treasury Securities		05/31/2013	10,000,000.00	9,891,400.00	9,982,875.48	1.000	1.031	1.045	1,430	05/31/2018
Subtotal and Average			261,024,315.57		235,000,000.00	235,357,250.00	234,320,115.01		1.005	1.019	713	
Rolling Repurchase Agreements												
SYS1766	1766	UBS Tri-Party Repo		07/26/2002	0.00	0.00	0.00	0.060	0.060	0.061	1	
Subtotal and Average			0.00		0.00	0.00	0.00		0.000	0.000	0	
Medium Term Notes												
24422ERK7	3216	John Deere		04/12/2012	5,000,000.00	5,020,900.00	5,010,633.58	1.250	0.727	0.737	154	12/02/2014
94974BFA3	3204	Wells Fargo Bank		02/15/2012	8,000,000.00	8,046,720.00	7,995,321.11	1.250	1.329	1.347	227	02/13/2015
89233P5Z5	3205	Toyota Motor Credit Corp		02/21/2012	8,000,000.00	8,037,840.00	8,002,217.99	1.000	0.942	0.955	231	02/17/2015
89233P5Z5	3206	Toyota Motor Credit Corp		02/21/2012	8,000,000.00	8,037,840.00	8,002,217.99	1.000	0.942	0.955	231	02/17/2015
89233P5Z5	3207	Toyota Motor Credit Corp		02/22/2012	5,000,000.00	5,023,650.00	5,001,387.53	1.000	0.942	0.955	231	02/17/2015
24422ERQ4	3220	John Deere		04/20/2012	6,830,000.00	6,862,647.40	6,834,897.05	0.875	0.773	0.784	290	04/17/2015
36962G4T8	3215	GE Capital Corp		04/11/2012	10,000,000.00	10,228,800.00	10,101,805.59	2.250	1.456	1.476	496	11/09/2015

**Stanislaus County Pool 2013/14
Portfolio Management
Portfolio Details - Investments
June 30, 2014**

CUSIP	Investment #	Issuer	Average Balance	Purchase Date	Par Value	Market Value	Book Value	Stated Rate	YTM 360	YTM 365	Days to Maturity	Maturity Date
Medium Term Notes												
36962G6Z2	3292	GE Capital Corp		09/24/2013	10,000,000.00	10,143,700.00	10,066,645.73	1.500	1.149	1.165	742	07/12/2016
0258M0DG1	3293	American Express Credit Corp		09/27/2013	10,000,000.00	10,083,200.00	10,044,870.23	1.300	1.065	1.080	759	07/29/2016
14912L4X6	3219	Caterpillar Financial Services		04/20/2012	18,350,000.00	18,853,707.50	18,673,744.73	2.050	1.309	1.327	762	08/01/2016
36962G5H3	3186	GE Capital Corp		12/08/2011	10,000,000.00	10,551,000.00	10,162,319.15	3.350	2.547	2.582	839	10/17/2016
06050TLR1	3332	Bank of America		04/11/2014	10,000,000.00	10,007,100.00	10,005,759.81	1.125	1.085	1.100	867	11/14/2016
06050TLR1	3333	Bank of America		04/11/2014	10,000,000.00	10,007,100.00	10,005,759.81	1.125	1.085	1.100	867	11/14/2016
94974BEZ9	3187	Wells Fargo Bank		12/15/2011	5,000,000.00	5,197,050.00	5,000,000.00	2.625	2.861	2.901	898	12/15/2016
94974BEZ9	3188	Wells Fargo Bank		12/15/2011	10,000,000.00	10,394,100.00	10,000,000.00	2.625	2.861	2.901	898	12/15/2016
94974BEZ9	3189	Wells Fargo Bank		12/15/2011	8,500,000.00	8,834,985.00	8,500,000.00	2.625	2.861	2.901	898	12/15/2016
94974BEZ9	3190	Wells Fargo Bank		12/15/2011	5,000,000.00	5,197,050.00	5,000,000.00	2.625	2.861	2.901	898	12/15/2016
94974BEZ9	3191	Wells Fargo Bank		12/15/2011	6,500,000.00	6,756,165.00	6,500,000.00	2.625	2.589	2.625	898	12/15/2016
24422ERN1	3209	John Deere		03/15/2012	5,000,000.00	5,066,300.00	5,005,201.16	1.400	1.341	1.360	988	03/15/2017
24422ERN1	3210	John Deere		03/15/2012	9,930,000.00	10,061,671.80	9,940,316.61	1.400	1.341	1.360	988	03/15/2017
46625HJL5	3281	JP Morgan Chase Bank		07/23/2013	12,000,000.00	11,953,080.00	11,704,555.70	1.625	2.269	2.300	1,414	05/15/2018
46625HJL5	3282	JP Morgan Chase Bank		07/23/2013	5,000,000.00	4,980,450.00	4,880,479.79	1.625	2.249	2.280	1,414	05/15/2018
21688AAA0	3323	Rabobank		01/14/2014	10,000,000.00	10,127,300.00	9,939,633.43	2.250	2.359	2.392	1,658	01/14/2019
Subtotal and Average			196,389,004.13		196,110,000.00	199,472,356.70	196,377,766.99		1.669	1.692	793	
Municipal Bonds												
13063BMR0	3169	State of California		09/28/2011	10,000,000.00	10,561,200.00	10,434,208.07	5.000	1.164	1.181	427	09/01/2015
Subtotal and Average			10,449,198.59		10,000,000.00	10,561,200.00	10,434,208.07		1.164	1.181	427	
Calif Local Agency Indebtedness												
SYS3284	3284	Stanislaus County		08/01/2013	4,775,000.00	4,775,000.00	4,775,000.00	1.500	1.479	1.500	31	08/01/2014
SYS3285	3285	Stanislaus County		08/01/2013	4,850,000.00	4,850,000.00	4,850,000.00	1.500	1.479	1.500	396	08/01/2015
SYS3286	3286	Stanislaus County		08/01/2013	4,925,000.00	4,925,000.00	4,925,000.00	1.500	1.479	1.500	762	08/01/2016
SYS3287	3287	Stanislaus County		08/01/2013	4,990,000.00	4,990,000.00	4,990,000.00	1.500	1.479	1.500	1,127	08/01/2017
Subtotal and Average			19,540,000.00		19,540,000.00	19,540,000.00	19,540,000.00		1.479	1.500	586	
Money Market Account												
SYS3211	3211	Bank of the West			20,000,000.00	20,000,000.00	20,000,000.00	0.290	0.286	0.290	1	
Subtotal and Average			7,500,000.00		20,000,000.00	20,000,000.00	20,000,000.00		0.286	0.290	1	

**Stanislaus County Pool 2013/14
Portfolio Management
Portfolio Details - Investments
June 30, 2014**

CUSIP	Investment #	Issuer	Average Balance	Purchase Date	Par Value	Market Value	Book Value	Stated Rate	YTM 360	YTM 365	Days to Maturity
		Total and Average	951,035,099.31		940,350,000.00	944,924,960.60	940,116,572.68		0.883	0.896	554

**Stanislaus County Pool 2013/14
Portfolio Management
Portfolio Details - Cash
June 30, 2014**

CUSIP	Investment #	Issuer	Average Balance	Purchase Date	Par Value	Market Value	Book Value	Stated Rate	YTM 360	YTM 365	Days to Maturity
Average Balance			0.00								0
Total Cash and Investments			951,035,099.31		940,350,000.00	944,924,960.60	940,116,572.68		0.883	0.896	554

**Stanislaus County Pool 2013/14
Portfolio Management
Activity By Type
June 1, 2014 through June 30, 2014**

CUSIP	Investment #	Issuer	Stated Rate	Transaction Date	Purchases or Deposits	Redemptions or Withdrawals	Balance
Negotiable CDs							
90267RSY6	3273	UBS Ag Stamford Ct	0.455	06/27/2014	0.00	20,000,000.00	
		Subtotal			0.00	20,000,000.00	115,000,000.00
Commercial Paper Disc. -Amortizing							
74977LF93	3306	Rabobank USA	0.200	06/09/2014	0.00	10,000,000.00	
90526NFR1	3313	Union Bank NA	0.230	06/25/2014	0.00	20,000,000.00	
9497F1F62	3305	Wells Fargo Bank	0.210	06/06/2014	0.00	10,000,000.00	
		Subtotal			0.00	40,000,000.00	99,963,151.97
Managed Pool Account (Monthly Summary)							
SYS61	61	Local Agency Investment Fund	0.230		50,000,000.00	13,000,000.00	
		Subtotal			50,000,000.00	13,000,000.00	50,000,000.00
Federal Agency Coupon Securities							
		Subtotal					194,481,330.64
Treasury Coupon Securities							
912828NF3	3141	U S Treasury Securities	2.125	06/12/2014	0.00	20,098,730.04	
912828TA8	3255	U S Treasury Securities	0.250	06/30/2014	0.00	20,000,000.00	
		Subtotal			0.00	40,098,730.04	234,320,115.01
Rolling Repurchase Agreements							
		Subtotal					0.00
Medium Term Notes							
		Subtotal					196,377,766.99
Municipal Bonds							
		Subtotal					10,434,208.07
Calif Local Agency Indebtedness							
		Subtotal					19,540,000.00
Money Market Account (Monthly Summary)							
SYS3211	3211	Bank of the West	0.290		20,000,000.00	20,000,000.00	

**Stanislaus County Pool 2013/14
Portfolio Management
Activity By Type
June 1, 2014 through June 30, 2014**

CUSIP	Investment #	Issuer	Stated Rate	Transaction Date	Purchases or Deposits	Redemptions or Withdrawals	Balance
		Subtotal			20,000,000.00	20,000,000.00	20,000,000.00
		Total			70,000,000.00	133,098,730.04	940,116,572.68

**Stanislaus County Pool 2013/14
Portfolio Management
Activity Summary
June 2013 through June 2014**

Month End	Year	Number of Securities	Total Invested	Yield to Maturity		Managed Pool Rate	Number of Investments Purchased	Number of Investments Redeemed	Average Term	Average Days to Maturity
				360 Equivalent	365 Equivalent					
June	2013	67	937,430,677.45	0.990	1.004	0.240	6	5	915	457
July	2013	65	914,520,044.77	1.019	1.034	0.270	4	6	950	478
August	2013	69	923,632,227.18	1.017	1.031	0.270	6	2	950	484
September	2013	70	933,839,798.28	1.011	1.025	0.270	6	5	959	508
October	2013	70	938,725,257.18	0.980	0.994	0.260	2	2	939	487
November	2013	70	948,467,522.02	0.980	0.994	0.260	3	3	953	498
December	2013	80	1,067,875,342.38	0.929	0.942	0.260	14	4	941	530
January	2014	80	1,032,606,497.70	0.933	0.945	0.230	4	4	953	554
February	2014	78	993,981,721.63	0.962	0.975	0.230	0	2	984	548
March	2014	79	1,022,435,453.89	0.921	0.934	0.230	3	2	963	545
April	2014	85	1,090,371,533.72	0.846	0.857	0.220	9	3	905	538
May	2014	82	1,003,248,501.46	0.873	0.885	0.230	0	3	956	554
June	2014	76	940,116,572.68	0.883	0.896	0.230	0	6	959	554
Average		75	980,557,780.80	0.950%	0.963%	0.246	4	4	948	518

**Stanislaus County Pool 2013/14
Portfolio Management
Distribution of Investments By Type
June 2013 through June 2014**

Security Type	June 2013	July 2013	August 2013	September 2013	October 2013	November 2013	December 2013	January 2014	February 2014	March 2014	April 2014	May 2014	June 2014	Average by Period
Certificates of Deposit - Bank														
Negotiable CDs	17.6	17.0	15.7	15.5	17.0	15.8	17.8	16.0	16.6	16.1	13.3	13.5	12.2	15.7%
Commercial Paper Disc. -Amortizing	11.7	10.4	11.4	11.2	11.7	11.6	10.3	11.6	11.1	10.8	14.7	14.0	10.6	11.6%
Bankers Acceptances -Amortizing														
Managed Pool Account	5.3	5.5	5.4	5.4	5.3	5.3	4.7	4.8	4.2	4.9	4.6	1.3	5.3	4.8%
Federal Agency Coupon Securities	22.6	23.2	21.8	22.6	20.9	20.7	21.2	22.9	23.8	21.2	19.7	19.4	20.7	21.6%
Federal Agency Disc. -Amortizing	2.1	2.2	2.2	2.1	2.1	2.1	1.9	1.9						1.3%
Treasury Coupon Securities	17.7	18.1	17.9	17.7	17.6	19.5	22.9	20.8	21.6	24.9	25.2	27.4	24.9	21.3%
Treasury Discounts -Amortizing														
Rolling Repurchase Agreements														
Repurchase Agreements - Term														
Medium Term Notes	19.7	20.4	20.2	20.0	19.9	19.7	16.5	17.1	17.8	17.3	18.0	19.6	20.9	19.0%
California Registered Warrants														
Municipal Anticipation Note														
Municipal Bonds	1.2	1.2	1.2	1.2	1.1	1.1	1.0	1.0	1.1	1.0	1.0	1.0	1.1	1.1%
Calif Local Agency Indebtedness			2.1	2.1	2.1	2.1	1.8	1.9	2.0	1.9	1.8	2.0	2.1	1.7%
Money Market Account	2.1	2.2	2.2	2.1	2.1	2.1	1.9	1.9	2.0	2.0	1.8	2.0	2.1	2.1%

**Stanislaus County Pool 2013/14
Portfolio Management
Interest Earnings Summary
June 30, 2014**

	June 30 Month Ending	Fiscal Year To Date
CD/Coupon/Discount Investments:		
Interest Collected	1,283,589.98	11,102,217.79
Plus Accrued Interest at End of Period	2,145,174.04	2,242,612.89
Less Accrued Interest at Beginning of Period	(2,697,657.38)	(2,825,322.56)
Less Accrued Interest at Purchase During Period	(0.00)	(503,965.44)
Interest Earned during Period	731,106.64	10,015,542.68
Adjusted by Premiums and Discounts	-33,198.74	-878,528.76
Adjusted by Capital Gains or Losses	287,207.46	287,207.46
Earnings during Periods	985,115.36	9,424,221.38
Pass Through Securities:		
Interest Collected	0.00	0.00
Plus Accrued Interest at End of Period	0.00	0.00
Less Accrued Interest at Beginning of Period	(0.00)	(0.00)
Less Accrued Interest at Purchase During Period	(0.00)	(0.00)
Interest Earned during Period	0.00	0.00
Adjusted by Premiums and Discounts	0.00	0.00
Adjusted by Capital Gains or Losses	0.00	0.00
Earnings during Periods	0.00	0.00
Cash/Checking Accounts:		
Interest Collected	4,926.44	156,638.51
Plus Accrued Interest at End of Period	53,332.30	53,332.30
Less Accrued Interest at Beginning of Period	(54,763.39)	(42,678.01)
Interest Earned during Period	3,495.35	167,292.80
Total Interest Earned during Period	734,601.99	10,182,835.48
Total Adjustments from Premiums and Discounts	-33,198.74	-878,528.76
Total Capital Gains or Losses	287,207.46	287,207.46
Total Earnings during Period	988,610.71	9,591,514.18