

Approval of the Fiscal Year 2014-2015 Transit Transportation Development Act Claim in the Amount of \$4,920,852

DISCUSSION:

Submitted for consideration is Stanislaus County's Fiscal Year 2014-2015 Transportation Development Act (TDA) Claim for transit services provided to Stanislaus County residents. Annually, the County must request funds from the Stanislaus Council of Governments (StanCOG) derived from the TDA. The TDA funds are composed of State Transit Assistance (STA) funds, \$25,271, and Local Transportation Funds (LTF), \$4,895,581. The funding for STA is generated from the statewide excise tax on gasoline and the statewide sales tax on diesel fuel. The LTF, resulting from a ¼ cent of the general sales tax, will be used for operation of the County's intracity and intercity public transportation system, Stanislaus Regional Transit (StaRT) and for capital costs, including funding for leased space at the Modesto Transit Center and the County's Park and Ride facility in Salida. StaRT provides transportation service to cities and unincorporated communities in the County, and offers non-emergency medical transportation to Bay Area medical facilities.

The operational costs include funding for current StaRT services as well as planned service improvements. Service improvements in Budget Year 2014-2015 includes adding service hours to Routes 10, 15, 60, and 70 as well as adding early morning service in Hickman on the Waterford/Modesto Runabout Shuttle. Further enhancements will include improving on-time performance, service frequency and consistency, as well as addressing service capacity concerns. Service on Routes 45-East and Route 45-West will be enhanced to accommodate additional work shift hours at job centers in the cities of Patterson and Turlock. Additional service hours will be added to the Turlock/Modesto and Eastside shuttle services to address capacity concerns and increased denials. Denials are trips requested by passengers that may be denied due to full capacity on the buses or if the trip time is not available. As such, adding more hours will enable staff to use the additional buses for requested trips.

Planned service improvements for Budget Year 2014-2015 continue to address the need for more public transportation service as a result of comments and suggestions received at community outreach events held throughout the County. The proposed improvements have the potential of increasing ridership on all routes.

The capital costs entail funding for the following: Annual lease payment for the County's Salida Park and Ride facility, bus stop facilities improvements, the purchase of up to six buses for fixed route, shuttle and dial-a-ride services, and the purchase of Intelligent Transportation System equipment for installation on the buses. The Transit Division is planning to purchase medium and/or large size transit and paratransit buses to replace vehicles in the existing fleet that have met their useful lives, as required by the Federal Transit Administration. The replaced buses will be retained and utilized as back-up as needed.

Approval of the Fiscal Year 2014-2015 Transit Transportation Development Act Claim in the Amount of \$4,920,852

To receive funding, the Stanislaus Council of Governments (StanCOG) requires that the Board of Supervisors take the following actions:

1. Approve the claim and its attachments;
2. Identify the dollar amount claimed; and
3. Authorize an individual, by title, to submit the claim to StanCOG.

The claim provides monies for transit operation and capital expenses, and for the County's Salida Park and Ride area that will be funded in the Budget Year 2014-2015 Public Works Local Transit System Budget.

POLICY ISSUES:

The recommended actions are consistent with the Board's priority of A Well Planned Infrastructure System by providing funding for a public transit system that is compliant with Federal and State efficiency standards. The actions are also consistent with the Board's priority of A Healthy Community by supporting a transit system that is powered by a clean fuel, compressed natural gas, and by supporting a transit operation that both help lessen the use of single occupant vehicles and valley air pollutants.

STAFFING IMPACT:

There are no staffing impacts associated with this action.

CONTACT PERSON:

Eunice Lovi, Public Works Transit Manager. Telephone: 209-525-7560.

EL: aa

H:\Eunice Lovi\BOS\FY 14-15\FY 14-15 Transit TDA Claim\FY 14-15 TDA Claim_BOS 6.17.14

**TRANSPORTATION DEVELOPMENT ACT
TRANSIT CLAIM
FISCAL YEAR 2014/15**

TO: Stanislaus Council of Governments
1111 I Street, Suite 308
Modesto, CA 95354

FROM: Applicant: County of Stanislaus

Address: 1010 10th St, Suite 4204

City: Modesto, Ca Zip: 95354

Contact Person: Eunice Lovi Phone: 209.525.7560

E-mail Address: lovie@stancounty.com Fax: 209.525.4322

The County of Stanislaus hereby requests, in accordance with the Transportation Development Act and applicable rules and regulations, that its annual transit claim be approved in the amount of \$ 4,920,852 for fiscal year 2014/15, to be drawn from the Transportation Development Act Fund as follows:

| | |
|-------------------------------|---------------------------|
| Local Transportation Fund | <u>\$4,895,581</u> |
| State Transit Assistance Fund | <u>\$25,271</u> |
| Total | <u>\$4,920,852</u> |

When approved, please transmit this claim to the County Auditor for payment. Approval of the claim and payment by the County Auditor to this applicant is subject to such monies being on hand and available for distribution, and to the provisions that such monies will be used only in accordance with the terms contained in the approving resolution to the Stanislaus Council of Governments.

The claimant certifies that this Transportation Development Act Fund claim and the financial information contained herein is reasonable and accurate to the best of my knowledge and conforms with the requirements of the Transportation Development Act and applicable rules and regulations.

Submitted by: _____

Title: _____

Date: _____

StanCOG Board of Directors:

Date of approval: _____

Resolution #: _____

StanCOG Approving Authority

**TRANSIT CLAIM
FISCAL YEAR 2014/15
SUMMARY OF TRANSIT CLAIM BY ARTICLE**

Claimant: County of Stanislaus

| <u>Claim Purpose</u> | I. LTF | II. STA |
|--|---------------------------|------------------------|
| I. PUBLIC TRANSPORTATION | | |
| Article 4 (99262) - Operator | <u>\$4,887,581</u> | <u>\$25,271</u> |
| | \$8,000 (Park & Ride) | |
| Article 8 (99400(c)) Contractor operating | _____ | _____ |
| Article 8 (99400(e)) Contractor capital | _____ | _____ |
| II. OTHER | | |
| Article 8 (99400(b,c,d,e)) | _____ | _____ |
| TOTAL THIS CLAIM | <u>\$4,895,581</u> | <u>\$25,271</u> |

**TRANSIT CLAIM
FISCAL YEAR 2014/15
FINANCIAL PLAN**

| | 2014/15 | 2015/16 | 2016/17 | 2017/18 | 2018/19 |
|--|--------------------|--------------------|--------------------|--------------------|--------------------|
| I. REVENUE FOR OPERATIONS | | | | | |
| A. Farebox | \$562,810 | \$579,694 | \$597,085 | \$614,998 | \$633,448 |
| B. FTA (Section 5307 \$ 683,777 FY 12.13 \$490,169 13.14 + 5311 \$545,400) | \$1,719,346 | \$1,035,569 | \$1,035,569 | \$1,035,569 | \$1,035,569 |
| C. STA - Carryover from last completed fiscal year | \$0 | \$0 | \$0 | \$0 | \$0 |
| D. STA - Carryover from fiscal year 2013/14 | \$0 | \$0 | \$0 | \$0 | \$0 |
| E. STA - New claim | \$25,271 | \$0 | \$0 | \$0 | \$0 |
| F. LTF - Carryover from the last completed fiscal year 12.13 | \$980,182 | \$0 | \$0 | \$0 | \$0 |
| G. LTF - New claim | \$2,178,136 | \$4,014,454 | \$4,165,955 | \$4,322,000 | \$4,482,728 |
| H. Other claimant | \$0 | \$0 | \$0 | \$0 | \$0 |
| I. Other local | \$0 | \$0 | \$0 | \$0 | \$0 |
| J. TOTAL OPERATIONS | \$5,465,745 | \$5,629,717 | \$5,798,609 | \$5,972,567 | \$6,151,745 |
| II. CONTRIBUTED CAPITAL | | | | | |
| K. FTA (Section 5307, 5309, 5311) | \$0 | \$0 | \$0 | \$0 | \$0 |
| L. CMAQ | \$0 | \$0 | \$0 | \$0 | \$0 |
| M. Proposition 1B - Regional share | \$0 | \$0 | \$0 | \$0 | \$0 |
| N. Proposition - Direct apportionment | \$0 | \$0 | \$0 | \$0 | \$0 |
| O. STA - Carryover from last completed fiscal year | \$0 | \$0 | \$0 | \$0 | \$0 |
| P. STA - New claim | \$0 | \$0 | \$0 | \$0 | \$0 |
| Q. LTF - Carryover from the last completed fiscal year | \$0 | \$0 | \$0 | \$0 | \$0 |
| R. LTF - Carryover from fiscal year 2012/13 | \$503,423 | \$0 | \$0 | \$0 | \$0 |
| S. LTF - New claim | \$2,717,445 | \$2,907,849 | \$2,973,849 | \$2,474,849 | \$2,475,849 |
| T. Other claimant | \$0 | \$0 | \$0 | \$0 | \$0 |
| U. Other local | \$0 | \$0 | \$0 | \$0 | \$0 |
| V. TOTAL CAPITAL | \$3,220,868 | \$2,907,849 | \$2,973,849 | \$2,474,849 | \$2,475,849 |
| W TOTAL (I+U) | \$8,686,613 | \$8,537,566 | \$8,772,458 | \$8,447,416 | \$8,627,594 |

**TRANSIT CLAIM
FISCAL YEAR 2014/15
ITEMIZED PROJECTED CAPITAL COSTS**

| Describe Items | FY 2014/15 | | FY 2015/16 | | FY 2016/17 | | FY 2017/18 | | FY 2018/19 | |
|---|------------|--------------------|------------|--------------------|------------|--------------------|------------|--------------------|------------|--------------------|
| | QTY | COST | QTY | COST | QTY | COST | QTY | COST | QTY | COST |
| 1. Intelligence Transportation System Procurement Costs | | \$774,019 | | \$500,000 | | \$500,000 | | \$500,000 | | \$500,000 |
| 2. Bus Procurement | | \$1,935,000 | | \$1,935,000 | | \$2,000,000 | | \$1,500,000 | | \$1,500,000 |
| 3. Park & Ride | | \$8,000 | | \$9,000 | | \$10,000 | | \$11,000 | | \$12,000 |
| 4. Bus Stop Facilities Improvement Procurement | | \$90,784 | | \$90,784 | | \$90,784 | | \$90,784 | | \$90,784 |
| 5. Capital Cost of Contracting | | \$373,065 | | \$373,065 | | \$373,065 | | \$373,065 | | \$373,065 |
| 6. Transit Support Vehicle | | \$40,000 | | | | | | | | |
| 7. | | | | | | | | | | |
| 8. | | | | | | | | | | |
| 9. | | | | | | | | | | |
| 10. | | | | | | | | | | |
| 11. | | | | | | | | | | |
| 12. | | | | | | | | | | |
| 13. | | | | | | | | | | |
| 14. | | | | | | | | | | |
| 15. | | | | | | | | | | |
| TOTAL COST | | \$3,220,868 | | \$2,907,849 | | \$2,973,849 | | \$2,474,849 | | \$2,475,849 |


Operator: County of Stanislaus

**TRANSIT CLAIM
FISCAL YEAR 2014/15
OPERATIONS**

| | 2012/13 Actual | 2013/14 Estimated | 2014/15 Proposed Budget |
|--|-------------------|----------------------|-------------------------------|
| A. OPERATING REVENUE | | | |
| 401 Passenger Fares | 496,528 | 538,816 | 562,810 |
| 402 Special Transit Fares | | | |
| 403 School Bus Service | | | |
| 404 Freight Tariffs | | | |
| 405 Charter Service | | | |
| 406 Auxiliary (inc. Advertising) | | | |
| 407 Nontransportation (Inc. Interest) | 66,195 | 0 | 0 |
| 408 Local taxes | | | |
| 409 LTF - Local Transportation Funds | 3,540,509 | 4,511,445 | |
| LTF - Carryover from FY 12.13 to FY 14.15 | (980,182) | 468,420 | 980,182 |
| LTF - Estimated Carryover from FY 13.14 to FY 15.16 | | (533,955) | |
| LTF - New claim | | | 2,178,138 |
| 410 Local Special Fare Assistance | | | |
| 411 State Transit Assistance (STA) | 20,690 | 22,473 | 25,271 |
| STA - Carryover from FY 11.12 | 3,456 | | |
| STA - New claim | | | |
| 412 State Special Fare Assistance | | | |
| 413 Federal Operating Grants (5307 \$490,169 + 5311 \$545,400) | 535,452 | 319,763 | 1,719,346 |
| TOTAL REVENUES | 3,682,648 | 5,326,962 | 5,465,745 |

| | | | |
|--------------------------------------|------------------|------------------|------------------|
| B. OPERATING EXPENSE | | | |
| 501 Labor | 221,025 | 228,425 | 269,220 |
| 502 Fringe Benefits | 82,039 | 111,754 | 126,331 |
| 503 Services | 280,556 | 532,753 | 661,955 |
| 504 Materials & Supplies | 13,633 | 17,210 | 24,525 |
| 505 Utilities | | | |
| 506 Casualty & Liability | | | |
| 507 Taxes | | | |
| 508 Purchase Transportation Services | 3,001,243 | 4,158,167 | 4,005,427 |
| 509 Misc Expenses | 75,469 | 250,515 | 349,287 |
| 510 Expense Transfers | | | |
| 511 Interest Expense | | | |
| 512 Leases & Rentals | 28,683 | 28,138 | 29,000 |
| Contingencies | | | |
| TOTAL EXPENDITURES | 3,682,648 | 5,326,962 | 5,465,745 |

Account numbers above refer to account numbers in the State Controller's Uniform System of Accounts for Public Transit Operators

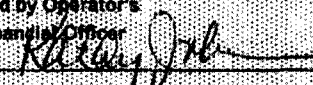
Approved by Operator's
Chief Financial Officer
or CPA 

Note: Any operating cost item for 2014/15 which exceeds 2013/14 by more than 15% must be justified in a statement attached to this claim.

**TRANSIT CLAIM
FISCAL YEAR 2014/15
CAPITAL**

| C. CAPITAL REVENUES | 2012/13 Actual | 2013/14 Estimated | 2014/15 Proposed Budget |
|---|---------------------------|------------------------------|--|
| FTA (Section 5307, 5307, 5311) | | | |
| CMAQ | | | |
| Other Federal | | | |
| Cal E-M-A | | \$345,968 | |
| ARRA | \$84,504 | | |
| Proposition 1B - PTMISEA | \$398 | \$2,952,753 | |
| Proposition 1B - Direct share | | | |
| STA - Carryover from last completed fiscal year | | | |
| STA - New claim | | | |
| LTF - Local Transportation Funds | \$2,501,591 | \$2,477,336 | |
| LTF - Carryover from fiscal year 12/13 to FY 13/14 | (\$1,959,597) | \$1,959,597 | \$503,423 |
| LTF - Estimated Carryover from FY 13/14 to FY 15/16 | | (\$2,853,858) | |
| LTF - New claim | | | \$2,717,445 |
| Other claimant | | | |
| Other local | | | |
| TOTAL REVENUES | \$626,896 | \$4,881,796 | \$3,220,868 |

| D. CAPITAL EXPENDITURES | | | |
|--|------------------|--------------------|--------------------|
| <u>Capital Cost of Contracting</u> | \$254,258 | \$0 | \$373,065 |
| <u>Bus Procurement Costs</u> | \$266,786 | \$3,985,492 | \$1,935,000 |
| <u>Surveillance Camera Procurement Costs</u> | \$22,873 | | |
| <u>Farebox Procurement Costs</u> | \$78,779 | | |
| <u>Intelligence Transportation Systems</u> | | \$802,981 | \$774,019 |
| <u>Bus Stop Facilities Improvement Procurement</u> | | \$87,323 | \$90,784 |
| <u>Park & Ride</u> | \$4,200 | \$6,000 | \$8,000 |
| <u>Transit Support Vehicle</u> | | | \$40,000 |
| | | | |
| | | | |
| | | | |
| | | | |
| TOTAL EXPENDITURES | \$626,896 | \$4,881,796 | \$3,220,868 |

Approved by Operator's
Chief Financial Officer
or CPA 

Operating Expense

Justification of Expenses FY 14/15

| Item | Description | Justification |
|------|----------------------|--|
| 501 | Labor | These costs increased due to the retirement of the Associate Planner, merit increase for Transit Manger, increase of 1% of previous salary reduction & hiring of a part-time staff member. |
| 503 | Services | These costs have increased due to the increase in marketing & maintenance of bus stop facilities. |
| 504 | Materials & Supplies | These costs are increased due to the increase in office supplies & postage costs. |
| 509 | Misc Expense | These costs have increased due to the increase in CNG fuel costs & the expiration of the Federal excise tax. |

Stanislaus Regional Transit Performance Measures for FY 2014/15 TDA/Cost Sharing Process

| Total for StaRT System (Fixed Rts. & Demand Response) | Actual 2012/13 | Estimated 2013/14 | Estimated 2014/15 |
|--|---------------------------|------------------------------|------------------------------|
| Operating Costs | \$3,682,648 | \$5,326,962 | \$5,465,745 |
| Passengers | 374,635 | 401,714 | 433,455 |
| Vehicle Revenue Hours | 45,559.75 | 57,872.50 | 62,067.00 |
| Vehicle Revenue Miles | 876,769 | 1,074,104 | 1,146,369 |
| Fares | \$496,528 | \$538,816 | \$562,810 |
| Employees - Total for all routes | 36 | 38 | 38 |

| Total for StaRT System (Fixed Rts. & Demand Response) | Actual 2012/13 | Estimated 2013/14 | Estimated 2014/15 |
|--|---------------------------|------------------------------|------------------------------|
| Operating Costs/Passenger | \$9.83 | \$13.26 | \$12.61 |
| Operating Cost/VRH | \$80.83 | \$92.05 | \$88.06 |
| Passengers/VRH | 8.22 | 6.94 | 6.98 |
| Passengers/VRM | 0.43 | 0.37 | 0.38 |
| VRH/Employee | 1,266 | 1,523 | 1,633 |
| Fares as a % of Op. Costs | 13.48% | 10.11% | 10.30% |

| Total for StaRT System (Fixed Rts. & Demand Response) (Excluding exempt services) | | | |
|--|---------------------------|------------------------------|------------------------------|
| | Actual 2012/13 | Estimated 2013/14 | Estimated 2014/15 |
| Operating Costs | \$3,151,191 | \$2,739,717 | \$3,601,464 |
| Passengers | 351,526 | 284,571 | 365,694 |
| Vehicle Revenue Hours | 39,305.25 | 29,494.25 | 40,610.00 |
| Vehicle Revenue Miles | 780,429 | 546,553 | 778,019 |
| Fares | \$466,623 | \$384,888 | \$471,944 |
| Employees - Total for all routes | 36 | 38 | 38 |

| Total for StaRT System (Fixed Rts. & Demand Response) (Excluding exempt services) | | | |
|--|---------------------------|------------------------------|------------------------------|
| | Actual 2012/13 | Estimated 2013/14 | Estimated 2014/15 |
| Operating Costs/Passenger | \$8.96 | \$9.63 | \$9.85 |
| Operating Cost/VRH | \$80.16 | \$92.88 | \$88.67 |
| Passengers/VRH | 8.94 | 9.65 | 9.01 |
| Passengers/VRM | 0.45 | 0.52 | 0.47 |
| VRH/Employee | 1,092 | 776 | 1,069 |
| Fares as a % of Op. Costs | 14.81% | 14.05% | 13.10% |

| *FY 12/13 Exemptions | * FY 13/14 Exemptions | ** FY 14/15 Exemptions |
|--|--|--|
| Oakdale Dial - A - Ride Riverbank Dial - A - Ride Waterford / Modesto Runabout | Oakdale Dial - A - Ride Riverbank Dial - A - Ride Eastside Shuttle Turlock/Modesto Shuttle Waterford / Modesto Runabout Rt 40 Rt 45 - East Rt 45 - West | Oakdale Dial - A - Ride Riverbank Dial - A - Ride Eastside Shuttle Waterford / Modesto Runabout Rt 45 - East Rt 45 - West |

DEPARTMENT OF CALIFORNIA HIGHWAY PATROL
TRANSIT OPERATOR COMPLIANCE CERTIFICATE
CHP 339 (Rev. 7-90) OPI 062

TRANSIT OPERATOR NAME

STOREY TRANSPORTATION SERVICE

ADDRESS

3519 McDONALD AVE. MODESTO, CA 95358

TELEPHONE NUMBER

209-521-8250

CITY

MODESTO


ZIP CODE

COUNTY

STANISLAUS

This is to certify that the above named transit operator was inspected on this date and found to be in compliance with California Vehicle Code Section 1808.1, regarding participation in the Department of Motor Vehicles Pull Notice Program, and with Section 12804.6, regarding transit bus operator certificates.

ISSUED BY



I.D. NUMBER

DATE

10-10-13

Destroy previous editions.