

Agenda 13.720

THE BOARD OF SUPERVISORS OF THE COUNTY OF STANISLAUS
ACTION AGENDA SUMMARY

DEPT: Treasurer-Tax Collector

BOARD AGENDA # *B-13

Urgent

Routine

AGENDA DATE June 11, 2013

CEO Concur with Recommendation YES NO
(Information Attached)

4/5 Vote Required YES NO

SUBJECT:

Acceptance of the Stanislaus County Treasury Pool's April 2013 Monthly Investment Report

STAFF RECOMMENDATIONS:

1. Accept the Stanislaus County Treasury Pool's April 2013 Monthly Investment Report. The report was prepared by the Stanislaus County Treasurer-Tax Collector's Office and reviewed for conformity with the Stanislaus County Treasury Pool Investment Policy by the Treasurer-Tax Collector and has been distributed to the Stanislaus County Treasury Pool Oversight Committee.
2. Authorize the Chairman of the Board of Supervisors to sign on behalf of the Board that the report has been reviewed and accepted.

FISCAL IMPACT:

The local Investment Policy mandates preparation, review, and acceptance of the investment report. As part of the administration of the Pool, costs associated with the report (estimated at approximately \$800 per month) are deducted from interest earnings before distribution is made to the participating agency's funds. The estimated impact to the General Fund is approximately \$175 per month.

BOARD ACTION AS FOLLOWS:

No. 2013-277

On motion of Supervisor Monteith, Seconded by Supervisor Withrow

and approved by the following vote,

Ayes: Supervisors: O'Brien, Withrow, Monteith, De Martini and Chairman Chiesa

Noes: Supervisors: None

Excused or Absent: Supervisors: None

Abstaining: Supervisor: None

1) Approved as recommended

2) Denied

3) Approved as amended

4) Other:

MOTION:

Christine Ferraro

ATTEST: CHRISTINE FERRARO TALLMAN, Clerk

File No.

DISCUSSION:

On April 16, 1996, the Board of Supervisors passed Ordinance sections 2.30.01 to 2.30.04. This provided for a comprehensive policy of investment delegation and oversight, including delegation of day-to-day investment to the County Treasurer-Tax Collector, qualifications for the Office of County Treasurer-Tax Collector, and the establishment of a Treasury Pool Oversight Committee. On March 26, 2013 the Board of Supervisors reviewed and adopted the Investment Policy, effective April 1, 2013. This Policy was prepared by the Stanislaus County Treasurer-Tax Collector and reviewed for conformity with California State law by the Treasury Oversight Committee members (comprised of the County Auditor-Controller, the County Superintendent of Schools' designee, and a member of the public familiar with investments).

The Investment Policy includes language that mandates the preparation of the monthly report and provides guidelines on its contents. Each monthly report contains a summary along with sufficient detail to show investment activity and compliance with legal and policy directives. The report was prepared by the Stanislaus County Treasurer-Tax Collector's Office and reviewed for conformity with the Stanislaus County Treasury Pool Investment Policy by the Treasurer-Tax Collector and has been distributed to the Treasury Pool Oversight Committee.

Upon acceptance and signature of the Chairman, the report can be viewed on the Stanislaus County Treasurer-Tax Collector's Office website.

POLICY ISSUES:

Section 2.30.04 of the Stanislaus County Code establishes the Treasury Oversight Committee. Section 27133(e) of the Government Code requires that the Treasurer of any county having an Oversight Committee prepares an investment report for said Committee.

Approval of this agenda item will support the Board's priority of Efficient Delivery of Public Services.

STAFFING IMPACT:

There is no staffing impact associated with this agenda item.

CONTACT PERSON:

Gordon B. Ford, Treasurer-Tax Collector. Telephone: (209) 525-4463



OFFICE OF TREASURER/TAX COLLECTOR

Gordon B. Ford
Treasurer/Tax Collector

PO Box 3052, Modesto, CA 95353-3052
Phone: 209.525.6524 Fax: 209.525.4333

County of Stanislaus Treasury Pool
Monthly Investment Report
April 2013

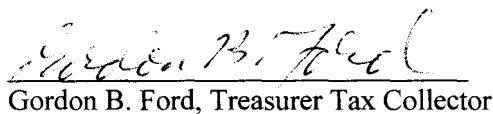
The Stanislaus County Treasury Pool yield to maturity for April 2013 was .99%. The Average-Days-to-Maturity at the end of April was 433 days.

With our current cash flow and investment schedule, we will have sufficient cash to meet our historical cash needs for the next six months, through the end of October 2013.


The portfolio has been reviewed by both the Treasurer and the Chief Deputy Treasurer for compliance with the investment policy. The Union Bank of California custodial statement has been reviewed by both the Treasurer and the Chief Deputy Treasurer for accuracy and completeness. The custodial statement is the source of market valuation for securities held by our custodial agent. All other securities are valued at cost.

The Treasury Monthly Investment Report for April 2013 has been forwarded to the Treasury Oversight Committee members.


Dolores Sarenana, Chief Deputy Treasurer


Gordon B. Ford, Treasurer Tax Collector

The County of Stanislaus Board of Supervisors has reviewed and accepted the April 2013 Treasurer's Monthly Investment Report.


Chairman, Board of Supervisors

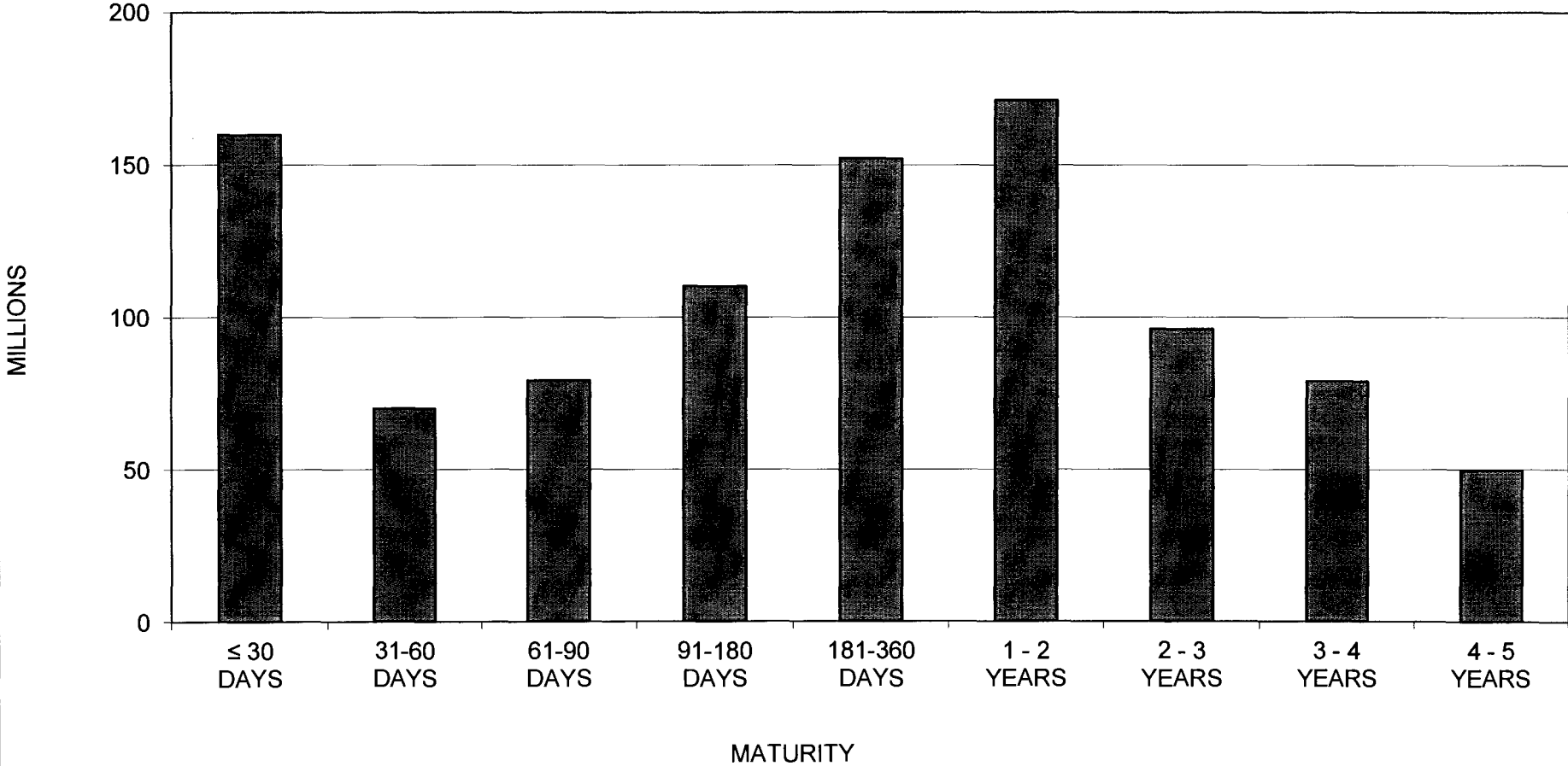
STANISLAUS COUNTY
SHORT-TERM INVESTMENT POOL SUMMARY
APRIL 30, 2013

CASHFLOW:	APRIL 2013	YTD FY 2013	APRIL 2012	YTD FY 2012
BEG. CASH BALANCE	978,231,865.04	957,926,517.23	1,025,347,889.47	1,063,471,316.50
RECEIPTS	216,060,132.15	1,875,591,271.45	289,079,224.68	1,882,589,313.08
DISBURSEMENTS	(191,218,023.89)	(1,830,443,815.38)	(185,202,259.81)	(1,816,835,775.24)
ENDING CASH BALANCE	1,003,073,973.30	1,003,073,973.30	1,129,224,854.34	1,129,224,854.34

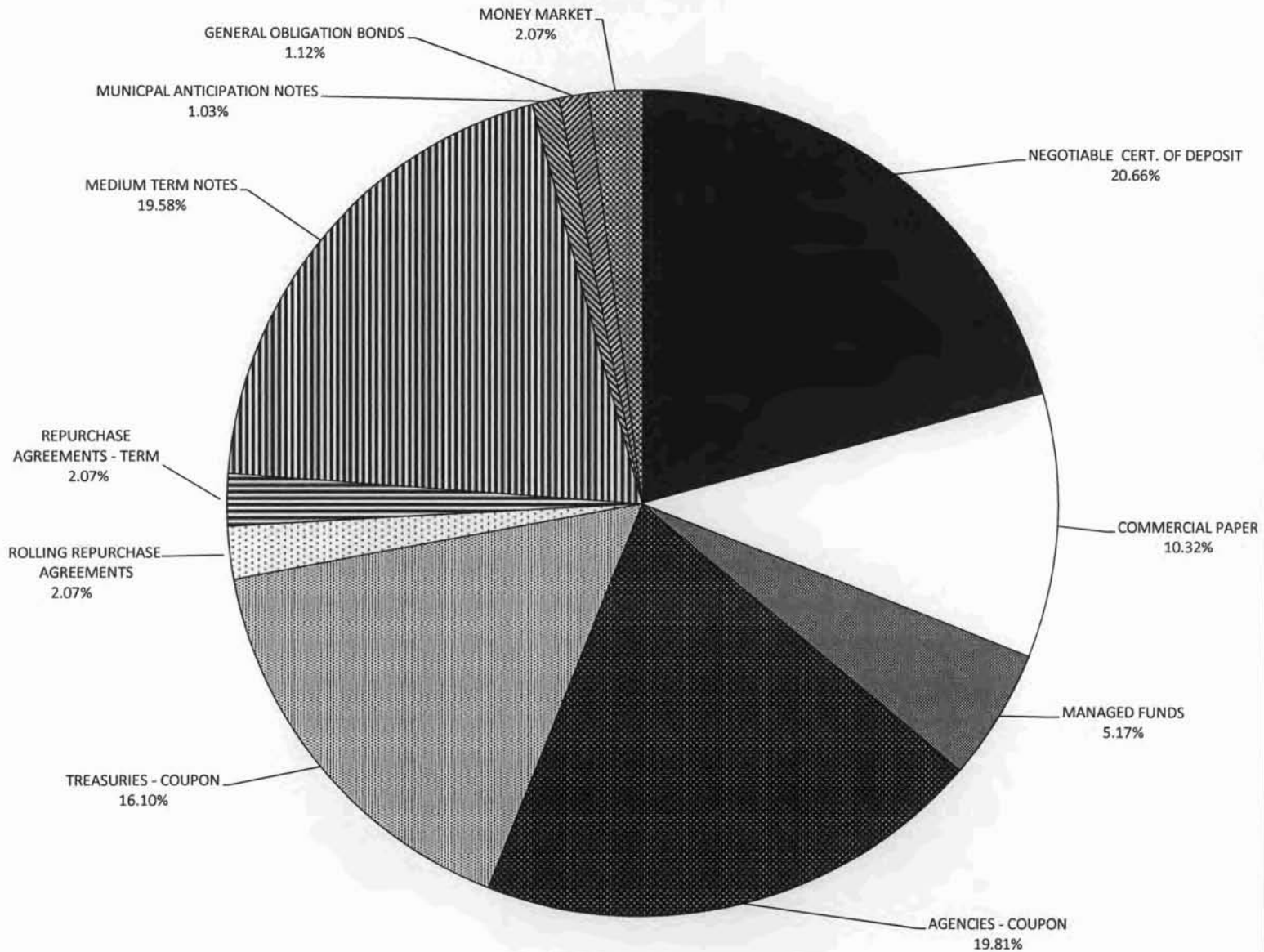
INTEREST INCOME:	APRIL 2013	YTD FY 2013	APRIL 2012	YTD FY 2012
INTEREST RECEIVED	1,281,532.80	9,351,737.92	1,109,394.95	9,154,214.47
TREASURY EXPENSE	(47,968.34)	(479,683.34)	(47,968.34)	(479,683.34)
NET DISTRIBUTION	1,233,564.46	8,872,054.58	1,061,426.61	8,674,531.13

BALANCE - 04/30/2013	DOLLAR COST	MARKET VALUE	MAX INVEST. AS % OF TOTAL	INVESTMENTS AS % OF TOTAL	MAX DAYS TO MATURE	AVG DAYS TO MATURE	YTM 360 EQUIV.
NEGOTIABLE CERT. OF DEPOSIT	200,000,000.00	200,267,550.00	30.00%	20.66%	1,825	188	0.55%
COMMERCIAL PAPER	99,904,474.95	99,942,800.00	15.00%	10.32%	180	79	0.23%
MANAGED FUNDS	50,000,000.00	50,050,930.00		5.17%	1	1	0.28%
AGENCIES - COUPON	191,715,819.30	193,710,230.39		19.81%	1,825	706	1.36%
TREASURIES - COUPON	155,799,755.49	158,564,300.00		16.10%	1,825	511	1.28%
ROLLING REPURCHASE AGREEMENT	20,000,711.14	20,000,711.14		2.07%	1	1	0.12%
TERM REPURCHASE AGREEMENT	20,000,000.00	20,000,000.00		2.07%	90	27	0.09%
MEDIUM TERM NOTES	189,465,162.89	193,173,458.65	30.00%	19.58%	1,825	781	1.68%
MUNICIPAL ANTICIPATION NOTES	10,028,063.64	10,031,400.00		1.03%	1,825	50	0.43%
GENERAL OBLIGATION BONDS	10,868,416.14	11,052,400.00		1.12%	1,825	853	1.16%
MONEY MARKET	20,000,000.00	20,000,000.00		2.07%	1	1	0.40%
TOTAL INVESTMENTS	967,782,403.55	976,793,780.18		100.00%		433	0.99%
CASH/BANK BALANCES	35,291,569.75	35,291,569.75					
TOTAL	1,003,073,973.30	1,012,085,349.93					

**STANISLAUS COUNTY TREASURY POOL
MATURITY DISTRIBUTION
APRIL 30, 2013**



**STANISLAUS COUNTY TREASURY POOL
ASSET DISTRIBUTION
APRIL 30, 2013**



STANISLAUS COUNTY
INTEREST ON INVESTMENTS
MONTH: APRIL 2013

DATE	90110/11 CERTIFICATE OF DEPOSIT	90115 COMMERCIAL PAPER	90125 MANAGED FUNDS	90130/31 AGENCIES COUP./DISC.	90132/33 TREASURIES COUP./DISC.	90135 REPO AGREEMENTS	90140 MED. TERM NOTES	90161 CALIF REV ANT NOTES	90162 GENERAL OBL BONDS	90165 MONEY MARKET	SYMPRO TOTAL	ORACLE	VARIANCE
1							82,500.00				82,500.00	82,500.00	0.00
2	8,750.00										8,750.00	8,750.00	0.00
3											0.00	0.00	0.00
4											0.00	0.00	0.00
5											0.00	0.00	0.00
6											0.00	0.00	0.00
7											0.00	0.00	0.00
8										6,658.64	6,658.64	6,658.64	0.00
9											0.00	0.00	0.00
10											0.00	0.00	0.00
11											0.00	0.00	0.00
12											0.00	0.00	0.00
13											0.00	0.00	0.00
14											0.00	0.00	0.00
15		15,000.00	32,663.44								47,663.44	47,663.44	0.00
16						66.67					66.67	66.67	0.00
17				90,680.63		66.67	197,381.25				288,128.55	288,128.55	0.00
18	25,000.00			271,875.00		55.56					296,930.56	296,930.56	0.00
19						55.56					55.56	55.56	0.00
20											0.00	0.00	0.00
21											0.00	0.00	0.00
22						150.00					150.00	150.00	0.00
23				250,000.00		44.45					250,044.45	250,044.45	0.00
24						22.22					22.22	22.22	0.00
25						33.33	282,147.89				282,181.22	282,181.22	0.00
26		34,805.56				27.78					34,833.34	34,833.34	0.00
27											0.00	0.00	0.00
28											0.00	0.00	0.00
29	40,805.56			107,000.00		133.34					147,938.90	147,938.90	0.00
30				16,053.65	(49,665.77)	55.56	(82,637.52)	(17,181.81)	(31,014.86)		(164,390.75)	(164,390.75)	0.00
TOTAL	74,555.56	49,805.56	32,663.44	735,609.28	(49,665.77)	711.14	479,391.62	(17,181.81)	(31,014.86)	6,658.64	1,281,532.80	1,281,532.80	0.00



**Stanislaus County Pool 2012/13
Portfolio Management
Portfolio Summary
April 30, 2013**

Investments	Par Value	Market Value	Book Value	% of Portfolio	Term	Days to Maturity	YTM 360 Equiv.	YTM 365 Equiv.
Negotiable CDs	200,000,000.00	200,267,550.00	200,000,000.00	20.66	485	188	0.554	0.561
Commercial Paper Disc. -Amortizing	100,000,000.00	99,942,800.00	99,949,319.39	10.33	142	79	0.228	0.231
Managed Pool Account	50,000,000.00	50,050,930.00	50,000,000.00	5.17	1	1	0.247	0.250
Federal Agency Coupon Securities	191,609,000.00	193,710,230.39	191,715,819.30	19.81	1,409	706	1.362	1.381
Treasury Coupon Securities	155,000,000.00	158,564,300.00	155,799,755.49	16.10	1,221	511	1.279	1.297
Rolling Repurchase Agreements	20,000,711.14	20,000,711.14	20,000,711.14	2.07	1	1	0.120	0.122
Repurchase Agreements - Term	20,000,000.00	20,000,000.00	20,000,000.00	2.07	32	27	0.090	0.091
Medium Term Notes	188,310,000.00	193,173,458.65	189,465,162.89	19.58	1,315	781	1.678	1.701
Municipal Anticipation Note	10,000,000.00	10,031,400.00	10,028,063.64	1.04	301	50	0.425	0.431
Municipal Bonds	10,000,000.00	11,052,400.00	10,868,416.14	1.12	1,434	853	1.164	1.181
Money Market Account	20,000,000.00	20,000,000.00	20,000,000.00	2.07	1	1	0.395	0.400
Investments	964,919,711.14	976,793,780.18	967,827,247.99	100.00%	868	433	0.985	0.999

Total Earnings	April 30 Month Ending	Fiscal Year To Date
Current Year	810,750.51	8,746,313.55
Average Daily Balance	951,112,310.09	950,906,342.99
Effective Rate of Return	1.04%	1.10%

*The \$5 million Berkshire Hathaway Medium Term Note purchased on 02/24/11 and maturing 05/15/13 is not callable but it has a "make whole" optional redemption feature in which the issuer BHFC (Berkshire Hathaway Finance Corporation) can redeem the note at any time, in whole or in part, at a make whole redemption price. Because this feature requires the issuer to "make the investor whole" in the event of early redemption, it is low risk.

*Cooperative Centrale Raiffeisen-Boerenleenbank B.A. is the full name for the issuer doing business as Rabobank in the United States.

Stanislaus County Pool 2012/13
Portfolio Management
Portfolio Details - Investments
April 30, 2013

CUSIP	Investment #	Issuer	Average Balance	Purchase Date	Par Value	Market Value	Book Value	Stated Rate	YTM 360	YTM 365	Days to Maturity	Maturity Date
Negotiable CDs												
74977M4S1	3233	Rabobank		08/28/2012	25,000,000.00	25,002,000.00	25,000,000.00	0.490	0.490	0.497	7	05/08/2013
90267RLE7	3232	UBS Ag Stamford Ct		08/27/2012	20,000,000.00	20,008,600.00	20,000,000.00	0.750	0.750	0.760	23	05/24/2013
90527M2H8	3240	Union Bank NA		10/04/2012	10,000,000.00	10,002,000.00	10,000,000.00	0.350	0.398	0.403	33	06/03/2013
90527MV52	3227	Union Bank NA		08/02/2012	10,000,000.00	10,008,000.00	10,000,000.00	0.520	0.520	0.527	89	07/29/2013
90267RNZ8	3265	UBS Ag Stamford Ct		02/04/2013	10,000,000.00	10,001,800.00	10,000,000.00	0.305	0.305	0.309	97	08/06/2013
90267RMY2	3257	UBS Ag Stamford Ct		12/21/2012	10,000,000.00	10,006,100.00	10,000,000.00	0.410	0.410	0.416	145	09/23/2013
90527MUK0	3171	Union Bank NA		09/28/2011	10,000,000.00	10,006,600.00	10,000,000.00	0.580	0.572	0.580	148	09/26/2013
90333VLG3	3170	US Bank NA		09/28/2011	10,000,000.00	10,006,600.00	10,000,000.00	0.580	0.580	0.588	148	09/26/2013
90527MWB8	3177	Union Bank NA		11/17/2011	10,000,000.00	10,018,900.00	10,000,000.00	0.800	0.800	0.811	201	11/18/2013
0642G0WT4	3178	Bank of the West		11/17/2011	10,000,000.00	10,034,500.00	10,000,000.00	0.860	0.860	0.872	208	11/25/2013
0642G0WZ0	3193	Bank of the West		12/19/2011	10,000,000.00	10,030,700.00	10,000,000.00	0.880	0.880	0.892	232	12/19/2013
21684BCJ1	3258	Rabobank		01/03/2013	25,000,000.00	25,013,750.00	25,000,000.00	0.370	0.370	0.375	247	01/03/2014
90333VLY4	3218	US Bank NA		04/19/2012	20,000,000.00	20,067,600.00	20,000,000.00	0.500	0.500	0.507	352	04/18/2014
06426GAB3	3244	Bank of the West		10/29/2012	20,000,000.00	20,060,400.00	20,000,000.00	0.550	0.550	0.558	534	10/17/2014
Subtotal and Average			200,000,000.00		200,000,000.00	200,267,550.00	200,000,000.00	0.554	0.561	188		
Commercial Paper Disc. -Amortizing												
74977KT41	3253	Rabobank		12/06/2012	20,000,000.00	19,996,400.00	19,994,711.11	0.280	0.280	0.284	34	06/04/2013
90526MTR8	3269	Union Bank NA		04/26/2013	10,000,000.00	9,996,900.00	9,998,166.67	0.120	0.120	0.122	55	06/25/2013
90526MU13	3267	Union Bank NA		03/25/2013	20,000,000.00	19,992,600.00	19,993,900.00	0.180	0.180	0.183	61	07/01/2013
89233GUH7	3261	Toyota Motor Credit Corp		01/22/2013	10,000,000.00	9,995,300.00	9,994,866.67	0.240	0.240	0.244	77	07/17/2013
90262CUN5	3266	UBS Financial Services		03/22/2013	15,000,000.00	14,992,500.00	14,992,141.66	0.230	0.230	0.233	82	07/22/2013
90262CUQ8	3262	UBS Financial Services		01/25/2013	10,000,000.00	9,994,900.00	9,993,233.33	0.290	0.290	0.294	84	07/24/2013
90526MXR3	3270	Union Bank NA		04/30/2013	15,000,000.00	14,974,200.00	14,982,299.95	0.240	0.240	0.244	177	10/25/2013
Subtotal and Average			98,458,519.03		100,000,000.00	99,942,800.00	99,949,319.39	0.228	0.231	79		
Managed Pool Account												
SYS61	61	Local Agency Investment Fund			50,000,000.00	50,050,930.00	50,000,000.00	0.250	0.247	0.250	1	
Subtotal and Average			50,000,000.00		50,000,000.00	50,050,930.00	50,000,000.00	0.247	0.250	1		
Federal Agency Coupon Securities												
3133XWYX1	3039	Federal Home Loan Bank		02/12/2010	20,000,000.00	20,096,200.00	20,000,000.00	1.875	1.849	1.875	103	08/12/2013
3133XSAE8	3016	Federal Home Loan Bank		11/25/2009	15,000,000.00	15,242,100.00	15,112,858.91	3.625	1.907	1.933	170	10/18/2013
3133XWKV0	3038	Federal Home Loan Bank		01/25/2010	20,000,000.00	20,386,400.00	20,020,600.40	2.375	2.220	2.251	317	03/14/2014
31331GTJ8	3015	Federal Farm Credit Bank		11/19/2009	6,909,000.00	7,072,812.39	6,933,191.16	2.625	2.209	2.240	351	04/17/2014
3137EACB3	3014	Freddie Mac		11/19/2009	20,000,000.00	20,463,600.00	20,048,847.18	2.500	2.203	2.233	357	04/23/2014

Portfolio POOL
AC
PM (PRF_PM2) 7.2.5

Stanislaus County Pool 2012/13
Portfolio Management
Portfolio Details - Investments
April 30, 2013

CUSIP	Investment #	Issuer	Average Balance	Purchase Date	Par Value	Market Value	Book Value	Stated Rate	YTM 360	YTM 365	Days to Maturity	Maturity Date
Federal Agency Coupon Securities												
313373CZ3	3162	Federal Home Loan Bank		04/21/2011	20,000,000.00	20,285,000.00	20,000,000.00	1.500	1.472	1.493	391	05/27/2014
3133EC5G5	3249	Federal Farm Credit Bank		11/30/2012	10,000,000.00	10,004,600.00	9,994,043.84	0.250	0.286	0.290	574	11/26/2014
3133EC6F6	3250	Federal Farm Credit Bank		12/05/2012	10,000,000.00	10,012,000.00	10,000,000.00	0.350	0.345	0.350	761	06/01/2015
3133EC6F6	3252	Federal Farm Credit Bank		12/05/2012	10,000,000.00	10,012,000.00	10,000,000.00	0.350	0.345	0.350	761	06/01/2015
3133EA7L6	3248	Federal Farm Credit Bank		11/09/2012	10,000,000.00	10,012,100.00	10,000,000.00	0.400	0.395	0.400	922	11/09/2015
313379BG3	3222	Federal Home Loan Bank		04/27/2012	20,000,000.00	20,284,000.00	20,000,000.00	1.070	1.055	1.070	1,457	04/27/2017
313380EC7	3237	Federal Home Loan Bank		09/19/2012	20,000,000.00	20,043,000.00	19,906,277.81	0.750	0.942	0.955	1,591	09/08/2017
3133EA6J2	3245	Federal Farm Credit Bank		10/30/2012	9,700,000.00	9,796,418.00	9,700,000.00	0.875	0.863	0.875	1,643	10/30/2017
Subtotal and Average			191,728,571.49		191,609,000.00	193,710,230.39	191,715,819.30		1.362	1.381	706	
Treasury Coupon Securities												
912828NH9	3160	U S Treasury Securities		04/15/2011	20,000,000.00	20,025,800.00	20,081,140.11	1.125	0.851	0.863	45	06/15/2013
912828JZ4	3137	U S Treasury Securities		01/06/2011	30,000,000.00	30,365,700.00	30,127,641.34	1.750	1.157	1.173	275	01/31/2014
912828TA8	3255	U S Treasury Securities		12/12/2012	20,000,000.00	20,021,800.00	20,003,526.00	0.250	0.232	0.235	425	06/30/2014
912828LK4	3157	U S Treasury Securities		04/13/2011	20,000,000.00	20,585,200.00	20,236,154.48	2.375	1.447	1.467	487	08/31/2014
912828LZ1	3156	U S Treasury Securities		04/13/2011	20,000,000.00	20,611,800.00	20,168,017.17	2.125	1.554	1.575	578	11/30/2014
912828NF3	3141	U S Treasury Securities		01/31/2011	20,000,000.00	20,786,000.00	20,212,563.25	2.125	1.572	1.594	760	05/31/2015
912828PS3	3140	U S Treasury Securities		01/31/2011	25,000,000.00	26,168,000.00	24,970,713.14	2.000	2.017	2.045	1,005	01/31/2016
Subtotal and Average			155,823,760.60		155,000,000.00	158,564,300.00	155,799,755.49		1.279	1.297	511	
Rolling Repurchase Agreements												
SYS1766	1766	UBS Tri-Party Repo		07/26/2002	20,000,711.14	20,000,711.14	20,000,711.14	0.120	0.120	0.122	1	
Subtotal and Average			13,333,528.16		20,000,711.14	20,000,711.14	20,000,711.14		0.120	0.122	1	
Repurchase Agreements - Term												
SYS3268	3268	UBS Financial Services		04/26/2013	20,000,000.00	20,000,000.00	20,000,000.00	0.090	0.090	0.091	27	05/28/2013
Subtotal and Average			3,333,333.33		20,000,000.00	20,000,000.00	20,000,000.00		0.090	0.091	27	
Medium Term Notes												
084664BD2	3144	Berkshire Hathaway Finance Cor		02/24/2011	4,925,000.00	4,931,944.25	4,931,171.07	4.600	1.301	1.319	14	05/15/2013
38141GDK7	3148	Goldman Sachs		03/16/2011	14,275,000.00	14,400,620.00	14,360,830.01	4.750	1.727	1.751	75	07/15/2013
36962G4Q4	3155	GE Capital Corp		04/12/2011	10,000,000.00	10,057,800.00	10,002,718.54	1.875	1.776	1.800	138	09/16/2013
46623EJD2	3145	JP Morgan Chase Bank		03/03/2011	10,000,000.00	10,055,400.00	9,998,971.31	1.650	1.652	1.675	152	09/30/2013
14912L4Q1	3194	Caterpillar Financial Services		12/20/2011	10,000,000.00	10,076,700.00	10,048,821.53	1.550	0.764	0.775	233	12/20/2013
36962G4X9	3138	GE Capital Corp		01/10/2011	10,000,000.00	10,123,400.00	9,995,705.85	2.100	2.136	2.165	251	01/07/2014

Stanislaus County Pool 2012/13
Portfolio Management
Portfolio Details - Investments
April 30, 2013

CUSIP	Investment #	Issuer	Average Balance	Purchase Date	Par Value	Market Value	Book Value	Stated Rate	YTM 360	YTM 365	Days to Maturity	Maturity Date
Medium Term Notes												
24422ERK7	3216	John Deere		04/12/2012	5,000,000.00	5,069,200.00	5,040,210.42	1.250	0.727	0.737	580	12/02/2014
94974BFA3	3204	Wells Fargo Bank		02/15/2012	8,000,000.00	8,095,920.00	7,986,469.17	1.250	1.329	1.347	653	02/13/2015
89233P5Z5	3205	Toyota Motor Credit Corp		02/21/2012	8,000,000.00	8,083,920.00	8,006,339.93	1.000	0.942	0.955	657	02/17/2015
89233P5Z5	3206	Toyota Motor Credit Corp		02/21/2012	8,000,000.00	8,083,920.00	8,006,339.93	1.000	0.942	0.955	657	02/17/2015
89233P5Z5	3207	Toyota Motor Credit Corp		02/22/2012	5,000,000.00	5,052,450.00	5,003,966.14	1.000	0.942	0.955	657	02/17/2015
24422ERQ4	3220	John Deere		04/20/2012	6,830,000.00	6,880,951.80	6,842,088.53	0.875	0.773	0.784	716	04/17/2015
36962G4T8	3215	GE Capital Corp		04/11/2012	10,000,000.00	10,350,100.00	10,189,425.16	2.250	1.456	1.476	922	11/09/2015
14912L4X6	3219	Caterpillar Financial Services		04/20/2012	18,350,000.00	19,078,311.50	18,855,041.77	2.050	1.309	1.327	1,188	08/01/2016
36962G5H3	3186	GE Capital Corp		12/08/2011	10,000,000.00	10,740,400.00	10,244,854.32	3.350	2.547	2.582	1,265	10/17/2016
94974BEZ9	3187	Wells Fargo Bank		12/15/2011	5,000,000.00	5,269,950.00	5,000,000.00	2.625	2.861	2.901	1,324	12/15/2016
94974BEZ9	3188	Wells Fargo Bank		12/15/2011	10,000,000.00	10,539,900.00	10,000,000.00	2.625	2.861	2.901	1,324	12/15/2016
94974BEZ9	3189	Wells Fargo Bank		12/15/2011	8,500,000.00	8,958,915.00	8,500,000.00	2.625	2.861	2.901	1,324	12/15/2016
94974BEZ9	3190	Wells Fargo Bank		12/15/2011	5,000,000.00	5,269,950.00	5,000,000.00	2.625	2.861	2.901	1,324	12/15/2016
94974BEZ9	3191	Wells Fargo Bank		12/15/2011	6,500,000.00	6,850,935.00	6,500,000.00	2.625	2.589	2.625	1,324	12/15/2016
24422ERN1	3209	John Deere		03/15/2012	5,000,000.00	5,091,350.00	5,007,443.96	1.400	1.341	1.360	1,414	03/15/2017
24422ERN1	3210	John Deere		03/15/2012	9,930,000.00	10,111,421.10	9,944,765.25	1.400	1.341	1.360	1,414	03/15/2017
Subtotal and Average			197,514,822.65		188,310,000.00	193,173,458.65	189,465,162.89		1.678	1.701	781	
Municipal Anticipation Note												
13063BB68	3229	State of California		08/23/2012	10,000,000.00	10,031,400.00	10,028,063.64	2.500	0.425	0.431	50	06/20/2013
Subtotal and Average			10,036,368.18		10,000,000.00	10,031,400.00	10,028,063.64		0.425	0.431	50	
Municipal Bonds												
13063BMR0	3169	State of California		09/28/2011	10,000,000.00	11,052,400.00	10,868,416.14	5.000	1.164	1.181	853	09/01/2015
Subtotal and Average			10,883,406.65		10,000,000.00	11,052,400.00	10,868,416.14		1.164	1.181	853	
Money Market Account												
SYS3211	3211	Bank of the West			20,000,000.00	20,000,000.00	20,000,000.00	0.400	0.395	0.400	1	
Subtotal and Average			20,000,000.00		20,000,000.00	20,000,000.00	20,000,000.00		0.395	0.400	1	
Total and Average			951,112,310.09		964,919,711.14	976,793,780.18	967,827,247.99		0.985	0.999	433	

**Stanislaus County Pool 2012/13
Portfolio Management
Portfolio Details - Cash
April 30, 2013**

CUSIP	Investment #	Issuer	Average Balance	Purchase Date	Par Value	Market Value	Book Value	Stated Rate	YTM 360	YTM 365	Days to Maturity
Average Balance			0.00								0
Total Cash and Investments			951,112,310.09		964,919,711.14	976,793,780.18	967,827,247.99		0.985	0.999	433

**Stanislaus County Pool 2012/13
Portfolio Management
Activity By Type
April 1, 2013 through April 30, 2013**

CUSIP	Investment #	Issuer	Stated Rate	Transaction Date	Purchases or Deposits	Redemptions or Withdrawals	Balance
Negotiable CDs							
Subtotal							200,000,000.00
Commercial Paper Disc. -Amortizing							
74977KRF8	3241	Rabobank USA	0.300	04/15/2013	0.00	10,000,000.00	
90526MTR8	3269	Union Bank NA	0.120	04/26/2013	9,998,000.00	0.00	
90526MXR3	3270	Union Bank NA	0.240	04/30/2013	14,982,199.95	0.00	
90262CRS8	3243	UBS Financial Services	0.350	04/26/2013	0.00	20,000,000.00	
Subtotal					24,980,199.95	30,000,000.00	99,949,319.39
Managed Pool Account (Monthly Summary)							
Subtotal							50,000,000.00
Federal Agency Coupon Securities							
Subtotal							191,715,819.30
Treasury Coupon Securities							
Subtotal							155,799,755.49
Rolling Repurchase Agreements							
SYS1766	1766	UBS Tri-Party Repo	0.120		40,000,711.14	20,000,000.00	
Subtotal					40,000,711.14	20,000,000.00	20,000,711.14
Repurchase Agreements - Term							
SYS3268	3268	UBS Financial Services	0.090	04/26/2013	20,000,000.00	0.00	
Subtotal					20,000,000.00	0.00	20,000,000.00
Medium Term Notes							
59018YN56	3143	Merrill Lynch	6.150	04/25/2013	0.00	10,000,000.00	
Subtotal					0.00	10,000,000.00	189,465,162.89
Municipal Anticipation Note							
Subtotal							10,028,063.64
Municipal Bonds							

**Stanislaus County Pool 2012/13
 Portfolio Management
 Activity By Type
 April 1, 2013 through April 30, 2013**

CUSIP	Investment #	Issuer	Stated Rate	Transaction Date	Purchases or Deposits	Redemptions or Withdrawals	Balance
Subtotal							10,868,416.14
Money Market Account (Monthly Summary)							
Subtotal							20,000,000.00
Total					84,980,911.09	60,000,000.00	967,827,247.99

**Stanislaus County Pool 2012/13
Portfolio Management
Activity Summary
April 2012 through April 2013**

Month End	Year	Number of Securities	Total Invested	Yield to Maturity		Managed Pool Rate	Number of Investments Purchased	Number of Investments Redeemed	Average Term	Average Days to Maturity
				360 Equivalent	365 Equivalent					
April	2012	78	1,111,165,266.10	1.162	1.178	0.370	12	3	827	504
May	2012	74	1,009,835,614.67	1.219	1.236	0.360	0	3	882	524
June	2012	70	923,829,059.17	1.250	1.268	0.400	0	4	929	542
July	2012	67	913,595,731.77	1.216	1.233	0.370	1	4	905	520
August	2012	69	943,422,615.26	1.178	1.194	0.340	7	5	883	500
September	2012	69	953,043,549.63	1.128	1.143	0.340	4	4	873	514
October	2012	70	952,474,337.16	1.123	1.139	0.330	6	5	900	529
November	2012	71	982,249,457.90	1.069	1.084	0.330	2	1	871	505
December	2012	75	1,047,017,170.52	0.978	0.991	0.320	7	3	821	481
January	2013	76	1,004,516,136.21	0.994	1.008	0.300	7	6	855	486
February	2013	72	958,309,219.72	1.030	1.045	0.300	1	5	892	485
March	2013	69	943,057,320.04	1.037	1.051	0.280	2	4	901	468
April	2013	69	967,827,247.99	0.985	0.999	0.250	3	3	868	433
Average		71	977,718,671.24	1.105%	1.121%	0.330	4	4	877	499

**Stanislaus County Pool 2012/13
Portfolio Management
Distribution of Investments By Type
April 2012 through April 2013**

Security Type	April 2012	May 2012	June 2012	July 2012	August 2012	September 2012	October 2012	November 2012	December 2012	January 2013	February 2013	March 2013	April 2013	Average by Period
Certificates of Deposit - Bank	0.9	1.0	1.1	1.1	1.1	1.1	1.1	1.0						0.6%
Negotiable CDs	18.5	20.3	22.2	16.4	18.0	17.8	18.4	17.8	17.7	18.9	20.9	21.2	20.7	19.1%
Commercial Paper Disc. -Amortizing	13.9	12.9	10.8	12.0	12.7	13.6	12.6	12.2	13.4	14.9	12.5	11.1	10.3	12.5%
Bankers Acceptances -Amortizing														
Managed Pool Account	4.5	1.5		5.5	5.3	5.3	5.3	5.1	4.8	5.0	5.2	5.3	5.2	4.5%
Federal Agency Coupon Securities	16.9	18.6	20.3	17.8	17.2	17.0	18.1	17.5	18.3	19.1	20.0	20.3	19.8	18.5%
Federal Agency Disc. -Amortizing														
Treasury Coupon Securities	16.8	16.0	17.5	17.7	17.1	14.3	14.3	13.9	14.9	15.5	16.3	16.5	16.1	15.9%
Treasury Discounts -Amortizing														
Rolling Repurchase Agreements						2.6	2.1	5.1	5.7	0.6			2.1	1.4%
Repurchase Agreements - Term									1.4	2.0			2.1	0.4%
Medium Term Notes	23.4	25.7	25.9	26.2	24.2	24.0	24.0	23.2	19.9	19.9	20.8	21.2	19.6	22.9%
California Registered Warrants														
Municipal Anticipation Note	2.4	1.1			1.1	1.1	1.1	1.0	1.0	1.0	1.1	1.1	1.0	1.0%
Municipal Bonds	1.0	1.1	1.2	1.2	1.2	1.2	1.2	1.1	1.1	1.1	1.1	1.2	1.1	1.1%
Money Market Account	1.8	2.0	1.1	2.2	2.1	2.1	2.1	2.0	1.9	2.0	2.1	2.1	2.1	2.0%

**Stanislaus County Pool 2012/13
Portfolio Management
Interest Earnings Summary
April 30, 2013**

	April 30 Month Ending	Fiscal Year To Date
CD/Coupon/Discount Investments:		
Interest Collected	1,423,929.94	11,298,811.49
Plus Accrued Interest at End of Period	3,000,378.07	2,999,333.71
Less Accrued Interest at Beginning of Period	(3,421,393.26)	(3,593,751.02)
Less Accrued Interest at Purchase During Period	(0.00)	(40,612.93)
Interest Earned during Period	1,002,914.75	10,663,781.25
Adjusted by Premiums and Discounts	-210,983.14	-2,101,241.78
Adjusted by Capital Gains or Losses	0.00	0.00
Earnings during Periods	791,931.61	8,562,539.47
Pass Through Securities:		
Interest Collected	0.00	0.00
Plus Accrued Interest at End of Period	0.00	0.00
Less Accrued Interest at Beginning of Period	(0.00)	(0.00)
Less Accrued Interest at Purchase During Period	(0.00)	(0.00)
Interest Earned during Period	0.00	0.00
Adjusted by Premiums and Discounts	0.00	0.00
Adjusted by Capital Gains or Losses	0.00	0.00
Earnings during Periods	0.00	0.00
Cash/Checking Accounts:		
Interest Collected	40,033.22	192,187.20
Plus Accrued Interest at End of Period	23,678.40	23,678.40
Less Accrued Interest at Beginning of Period	(44,892.72)	(32,091.52)
Interest Earned during Period	18,818.90	183,774.08
Total Interest Earned during Period	1,021,733.65	10,847,555.33
Total Adjustments from Premiums and Discounts	-210,983.14	-2,101,241.78
Total Capital Gains or Losses	0.00	0.00
Total Earnings during Period	810,750.51	8,746,313.55