

Weldon B. Ford

THE BOARD OF SUPERVISORS OF THE COUNTY OF STANISLAUS
ACTION AGENDA SUMMARY

DEPT: Treasurer-Tax Collector

BOARD AGENDA # *B-2

Urgent Routine

AGENDA DATE January 11, 2011

CEO Concurs with Recommendation YES NO
(Information Attached)

4/5 Vote Required YES NO

SUBJECT:

Acceptance of the Stanislaus County Treasury Pool's November 2010 Monthly Investment Report

STAFF RECOMMENDATIONS:

1. Accept the Stanislaus County Treasury Pool's November 2010 Monthly Investment Report. The report was prepared by the Stanislaus County Treasurer-Tax Collector's Office and reviewed for conformity with the Stanislaus County Treasury Pool Investment Policy by the Treasurer-Tax Collector and has been distributed to the Stanislaus County Treasury Pool Oversight Committee.
2. Authorize the Chairman of the Board of Supervisors to sign on behalf of the Board that the report has been reviewed and accepted.

FISCAL IMPACT:

The local Investment Policy mandates preparation, review, and acceptance of the investment report. As part of the administration of the Pool, costs associated with the report (estimated at approximately \$800 per month) are deducted from interest earnings before distribution is made to the participating agency's funds. The estimated impact to the General Fund is approximately \$175 per month.

BOARD ACTION AS FOLLOWS:

No. 2011-030

On motion of Supervisor O'Brien , Seconded by Supervisor Withrow
and approved by the following vote,

Ayes: Supervisors: O'Brien, Chiesa, Withrow, DeMartini, and Chairman Monteith

Noes: Supervisors: None

Excused or Absent: Supervisors: None

Abstaining: Supervisor: None

1) X Approved as recommended

2) _____ Denied

3) _____ Approved as amended

4) _____ Other:

MOTION:

Christine Ferraro

ATTEST: CHRISTINE FERRARO TALLMAN, Clerk

File No.

**Acceptance of the Stanislaus County Treasury Pool's November 2010
Monthly Investment Report
Page 2**

DISCUSSION:

On April 16, 1996, the Board of Supervisors passed Ordinance sections 2.30.01 to 2.30.04. This provided for a comprehensive policy of investment delegation and oversight, including delegation of day-to-day investment to the County Treasurer-Tax Collector, qualifications for the Office of County Treasurer-Tax Collector, and the establishment of a Treasury Pool Oversight Committee. On March 2, 2010 the Board of Supervisors reviewed and adopted the Investment Policy, effective March 16, 2010. This Policy was prepared by the Stanislaus County Treasurer-Tax Collector and reviewed for conformity with California State law by the Treasury Oversight Committee members (comprised of the County Auditor-Controller, the County Superintendent of Schools' designee, Deputy Superintendent with Modesto City Schools, and a member of the public familiar with investments).

The Investment Policy includes language that mandates the preparation of the monthly report and provides guidelines on its contents. Each monthly report contains a summary along with sufficient detail to show investment activity and compliance with legal and policy directives. The report was prepared by the Stanislaus County Treasurer-Tax Collector's Office and reviewed for conformity with the Stanislaus County Treasury Pool Investment Policy by the Treasurer-Tax Collector and has been distributed to the Treasury Pool Oversight Committee.

Upon acceptance and signature of the Chairman, the report can be viewed on the Stanislaus County Treasurer-Tax Collector's Office website.

POLICY ISSUES:

Section 2.30.04 of the Stanislaus County Code establishes the Treasury Oversight Committee. Section 27133(e) of the Government Code requires that the Treasurer of any county having an Oversight Committee prepares an investment report for said Committee.

Approval of this agenda item will support the Board's priority of Efficient Delivery of Public Services.

STAFFING IMPACT:

There is no staffing impact associated with this agenda item.

CONTACT PERSON:

Gordon B. Ford, Treasurer-Tax Collector. Telephone: 525-4463



OFFICE OF TREASURER/TAX COLLECTOR

Gordon B. Ford
Treasurer/Tax Collector

PO Box 3052, Modesto, CA 95353-3052
Phone: 209.525.6524 Fax: 209.525.4333

County of Stanislaus Treasury Pool
Monthly Investment Report
November 2010


The Stanislaus County Treasury Pool yield to maturity for November 2010 was 1.13%. The Average-Days-to-Maturity at the end of November was 324 days.

With our current cash flow and investment schedule, we will have sufficient cash to meet our historical cash needs for the next six months, through the end of May 2011.


The portfolio has been reviewed by both the Treasurer and the Chief Deputy Treasurer for compliance with the investment policy. The Union Bank of California custodial statement has been reviewed by both the Treasurer and the Chief Deputy Treasurer for accuracy and completeness. The custodial statement is the source of market valuation for securities held by our custodial agent. All other securities are valued at cost.

The Treasury Monthly Investment Report for November 2010 has been forwarded to the Treasury oversight Committee members.


Dolores Sarenana, Chief Deputy Treasurer


Gordon B. Ford, Treasurer Tax Collector

The County of Stanislaus Board of Supervisors has reviewed and accepted the November 2010 Treasurer's Monthly Investment Report.


Chairman, Board of Supervisors



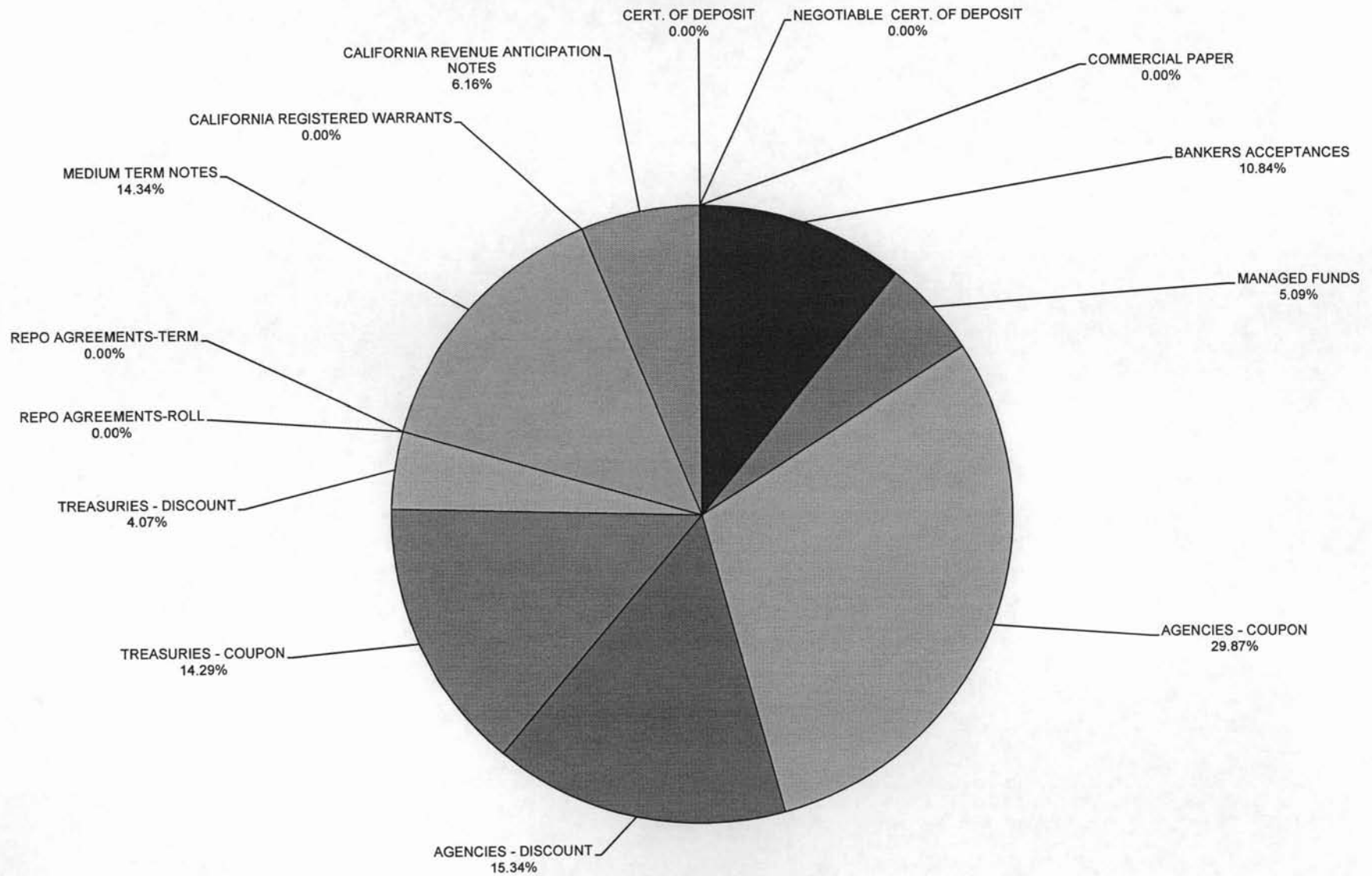
STANISLAUS COUNTY
SHORT-TERM INVESTMENT POOL SUMMARY
NOVEMBER 30, 2010

CASHFLOW:	NOVEMBER 2010	YTD FY 2011	NOVEMBER 2009	YTD FY 2010
BEG. CASH BALANCE	999,697,454.07	1,096,662,485.08	1,006,555,031.79	1,049,087,180.56
RECEIPTS	195,921,406.26	823,887,683.71	166,240,570.17	892,883,870.94
DISBURSEMENTS	(177,590,660.25)	(902,521,968.71)	(174,911,378.50)	(944,086,828.04)
ENDING CASH BALANCE	1,018,028,200.08	1,018,028,200.08	997,884,223.46	997,884,223.46

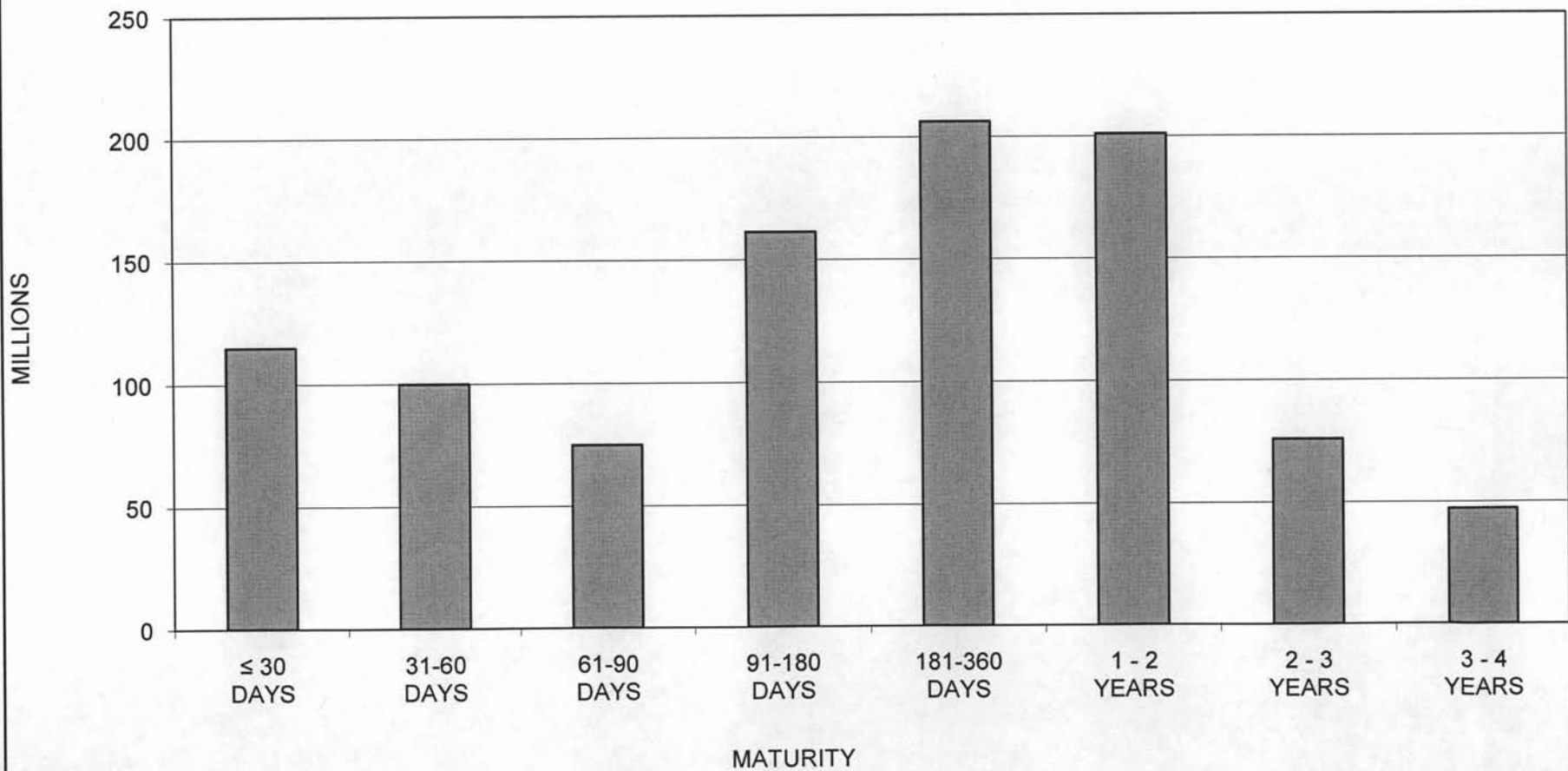
INTEREST INCOME:	NOVEMBER 2010	YTD FY 2011	NOVEMBER 2009	YTD FY 2010
INTEREST RECEIVED	855,049.51	2,599,985.82	932,278.00	7,267,958.25
TREASURY EXPENSE	(47,968.33)	(239,841.67)	(60,211.26)	(301,056.31)
NET DISTRIBUTION	807,081.18	2,360,144.15	872,066.74	6,966,901.94

BALANCE - 11/30/10	DOLLAR COST	MARKET VALUE	MAX INVEST. AS % OF TOTAL	INVESTMENTS AS % OF TOTAL	MAX DAYS TO MATURE	AVG DAYS TO MATURE	YTM 360 EQUIV.
CERT. OF DEPOSIT	0.00	0.00	30.00%	0.00%	365	0	0.00%
NEGOTIABLE CERT. OF DEPOSIT	0.00	0.00	30.00%	0.00%	365	0	0.00%
COMMERCIAL PAPER	0.00	0.00	30.00%	0.00%	180	0	0.00%
BANKERS ACCEPTANCES	106,391,134.08	106,450,094.80	40.00%	10.84%	180	92	0.31%
MANAGED FUNDS	50,000,000.00	50,095,742.50		5.09%	1	1	0.44%
AGENCIES - COUPON	293,244,386.54	297,488,716.61		29.87%	1,825	557	1.72%
AGENCIES - DISCOUNT	150,638,740.55	150,861,300.00		15.34%	1,825	150	0.31%
TREASURIES - COUPON	140,231,728.25	141,198,450.00		14.29%	1,825	376	0.80%
TREASURIES - DISCOUNT	39,906,062.50	39,975,100.00		4.07%	1,825	120	0.28%
REPO AGREEMENTS-ROLL	0.00	0.00		0.00%	365	0	0.00%
REPO AGREEMENTS-TERM	0.00	0.00		0.00%	90	0	0.00%
MEDIUM TERM NOTES	140,815,882.72	142,908,600.00	30.00%	14.34%	1,825	375	2.01%
CALIFORNIA REGISTERED WARRANTS	0.00	0.00		0.00%	1,825	0	0.00%
CALIFORNIA REVENUE ANTICIPATION NOTES	60,425,838.89	60,460,800.00		6.16%	1,825	198	1.66%
TOTAL INVESTMENTS	981,653,773.53	989,438,803.91		100.00%		324	1.13%
CASH/BANK BALANCES	36,374,426.55	36,374,426.55					
TOTAL	1,018,028,200.08	1,025,813,230.46					

**STANISLAUS COUNTY TREASURY POOL
ASSET DISTRIBUTION
NOVEMBER 30, 2010**



**STANISLAUS COUNTY TREASURY POOL
MATURITY DISTRIBUTION
NOVEMBER 30, 2010**



STANISLAUS COUNTY
INTEREST ON INVESTMENTS
MONTH: NOVEMBER 2010

DATE	90110/10 CERTIFICATE OF DEPOSIT	90115 COMMERCIAL PAPER	90120 BANKERS ACCEPTANC	90125 MANAGED FUNDS	90130/31 AGENCIES COUP./DISC.	90132/33 TREASURIES COUP./DISC.	90135 REPO AGREEMENT	90140 MED. TERM NOTES	90160 CALIF REG WARRANTS	90161 CALIF REV ANT NOTES	SYMPRO TOTAL	ORACLE DEPOSITS	VAR.
1						125,000.00					125,000.00	125,000.00	0.00
2											0.00		0.00
3											0.00		0.00
4											0.00		0.00
5											0.00		0.00
6											0.00		0.00
7											0.00		0.00
8					537,500.00						537,500.00	537,500.00	0.00
9											0.00		0.00
10											0.00		0.00
11											0.00		0.00
12			11,500.00								11,500.00	11,500.00	0.00
13											0.00		0.00
14											0.00		0.00
15						171,875.00					171,875.00	171,875.00	0.00
16											0.00		0.00
17			4,841.67								4,841.67	4,841.67	0.00
18					28,166.67						28,166.67	28,166.67	0.00
19											0.00		0.00
20											0.00		0.00
21											0.00		0.00
22					162,500.00						162,500.00	162,500.00	0.00
23					100,000.00						100,000.00	100,000.00	0.00
24			9,542.22								9,542.22	9,542.22	0.00
25											0.00		0.00
26											0.00		0.00
27											0.00		0.00
28											0.00		0.00
29											0.00		0.00
30					(207,785.27)	(33,610.47)		(37,119.20)		(17,361.11)	(295,876.05)	(295,876.05)	0.00
TOTAL	0.00	0.00	25,883.89	0.00	620,381.40	263,264.53	0.00	(37,119.20)	0.00	(17,361.11)	855,049.51	855,049.51	0.00



**Stanislaus County Pool 2010/11
Portfolio Management
Portfolio Summary
November 30, 2010**

Investments	Par Value	Market Value	Book Value	% of Portfolio	Term	Days to Maturity	YTM 360 Equiv.	YTM 365 Equiv.
Bankers Acceptances -Amortizing	106,540,000.00	106,450,094.80	106,457,806.94	10.84	163	92	0.313	0.317
Managed Pool Accounts	50,000,000.00	50,095,742.50	50,000,000.00	5.09	1	1	0.444	0.450
Federal Agency Coupon Securities	291,065,000.00	297,488,716.61	293,244,386.54	29.86	912	557	1.715	1.739
Federal Agency Disc. -Amortizing	151,000,000.00	150,861,300.00	150,827,935.69	15.36	278	150	0.307	0.311
Treasury Coupon Securities	140,000,000.00	141,198,450.00	140,231,728.25	14.28	593	376	0.799	0.810
Treasury Discounts -Amortizing	40,000,000.00	39,975,100.00	39,962,612.50	4.07	296	120	0.281	0.285
Medium Term Notes	140,000,000.00	142,908,600.00	140,815,882.72	14.34	963	375	2.009	2.037
Municipal Revenue Anticipation Note	60,000,000.00	60,460,800.00	60,425,838.89	6.15	206	198	1.662	1.685
Investments	978,605,000.00	989,438,803.91	981,966,191.53	100.00%	580	324	1.132	1.148

Total Earnings	November 30 Month Ending	Fiscal Year To Date
Current Year	889,680.41	5,223,420.05
Average Daily Balance	956,530,754.06	970,628,457.23
Effective Rate of Return	1.13%	1.28%

Market Values have been reconciled to Union Bank of California Custody Statement and differ only by the amount of Accrued Interest at Purchase which has not been received. This figure can be found on the Investment Status Report.

Gordon B. Ford, Treasurer/Tax Collector

**Stanislaus County Pool 2010/11
Portfolio Management
Portfolio Details - Investments
November 30, 2010**

CUSIP	Investment #	Issuer	Average Balance	Purchase Date	Par Value	Market Value	Book Value	Stated Rate	YTM 360	YTM 365	Days to Maturity	Maturity Date
Bankers Acceptances -Amortizing												
06422TMF7	3089	Bank of America		08/03/2010	10,000,000.00	9,998,800.00	9,998,366.67	0.420	0.427	0.432	14	12/15/2010
06422TMQ3	3095	Bank of America		09/01/2010	10,000,000.00	9,998,100.00	9,998,530.56	0.230	0.233	0.237	23	12/24/2010
06422TPF4	3091	Bank of America		08/20/2010	8,000,000.00	7,994,960.00	7,994,933.33	0.300	0.305	0.309	76	02/15/2011
06422TPN7	3093	Bank of America		08/30/2010	15,000,000.00	14,989,650.00	14,989,625.00	0.300	0.305	0.309	83	02/22/2011
06422TQ71	3099	Bank of America		09/24/2010	13,540,000.00	13,528,084.80	13,528,806.93	0.310	0.315	0.319	96	03/07/2011
06422TQJ5	3100	Bank of America		09/24/2010	20,000,000.00	19,980,400.00	19,980,977.78	0.320	0.325	0.329	107	03/18/2011
06422TRB1	3103	Bank of America		10/15/2010	10,000,000.00	9,987,300.00	9,989,083.34	0.300	0.305	0.309	131	04/11/2011
06422TRD7	3105	Bank of America		10/20/2010	10,000,000.00	9,987,100.00	9,988,916.67	0.300	0.305	0.309	133	04/13/2011
06422TRT2	3114	Bank of America		11/19/2010	10,000,000.00	9,985,700.00	9,988,566.66	0.280	0.284	0.288	147	04/27/2011
		Subtotal and Average	115,584,618.06		106,540,000.00	106,450,094.80	106,457,806.94		0.313	0.317	92	
Managed Pool Accounts												
SYS61	61	Local Agency Investment Fund			50,000,000.00	50,095,742.50	50,000,000.00	0.450	0.444	0.450	1	
		Subtotal and Average	50,000,000.00		50,000,000.00	50,095,742.50	50,000,000.00		0.444	0.450	1	
Federal Agency Coupon Securities												
31331YGP9	2768	Federal Farm Credit Bank		12/05/2007	25,000,000.00	25,015,750.00	24,999,739.82	3.750	3.778	3.830	5	12/06/2010
31331VSK3	3112	Federal Farm Credit Bank		11/02/2010	20,000,000.00	20,200,000.00	20,401,052.52	4.875	0.178	0.181	79	02/18/2011
3133XECU1	3110	Federal Home Loan Bank		11/01/2010	2,640,000.00	2,664,763.20	2,689,760.71	4.625	0.190	0.193	79	02/18/2011
3137EABF5	3111	Federal Home Loan Mortgage Co		11/01/2010	3,835,000.00	3,861,384.80	3,885,175.59	3.250	0.191	0.193	86	02/25/2011
31359MHK2	3107	Federal National Mortgage Asso		10/29/2010	9,010,000.00	9,147,943.10	9,208,642.82	5.500	0.188	0.190	104	03/15/2011
31359MHK2	3108	Federal National Mortgage Asso		10/29/2010	5,500,000.00	5,584,205.00	5,621,216.04	5.500	0.190	0.193	104	03/15/2011
31359MHK2	3109	Federal National Mortgage Asso		10/29/2010	3,171,000.00	3,219,548.01	3,192,316.17	5.500	5.388	5.463	104	03/15/2011
3133XTXH4	3077	Federal Home Loan Bank		07/07/2010	10,000,000.00	10,081,300.00	10,076,389.47	1.625	0.449	0.456	238	07/27/2011
31331YZ86	2733	Federal Farm Credit Bank		06/25/2008	25,000,000.00	25,640,750.00	24,999,363.16	3.875	3.827	3.880	267	08/25/2011
31331JP49	3102	Federal Farm Credit Bank		10/01/2010	20,000,000.00	19,975,000.00	20,000,000.00	0.280	0.276	0.280	306	10/03/2011
31398AZN5	3041	Federal National Mortgage Asso		02/24/2010	20,000,000.00	20,106,200.00	20,041,859.46	1.000	0.773	0.784	357	11/23/2011
3133XWKE8	3035	Federal Home Loan Bank		01/15/2010	25,000,000.00	25,390,750.00	25,000,000.00	1.500	1.479	1.500	607	07/30/2012
3133XUUJ0	3064	Federal Home Loan Bank		05/14/2010	20,000,000.00	20,375,000.00	20,155,554.81	1.625	1.174	1.190	665	09/26/2012
3133XVEM9	3054	Federal Home Loan Bank		04/09/2010	20,000,000.00	20,393,800.00	20,031,053.08	1.625	1.523	1.544	721	11/21/2012
3133XWYX1	3039	Federal Home Loan Bank		02/12/2010	20,000,000.00	20,543,800.00	20,000,000.00	1.875	1.849	1.875	985	08/12/2013
3133XSAE8	3016	Federal Home Loan Bank		11/25/2009	15,000,000.00	16,153,200.00	15,700,806.52	3.625	1.907	1.933	1,052	10/18/2013
3133XWKV0	3038	Federal Home Loan Bank		01/25/2010	20,000,000.00	20,856,200.00	20,077,860.31	2.375	2.220	2.251	1,199	03/14/2014
31331GTJ8	3015	Federal Farm Credit Bank		11/19/2009	6,909,000.00	7,271,722.50	6,994,018.64	2.625	2.209	2.240	1,233	04/17/2014
3137EACB3	3014	Freddie Mac		11/19/2009	20,000,000.00	21,007,400.00	20,169,577.42	2.500	2.203	2.233	1,239	04/23/2014

**Stanislaus County Pool 2010/11
Portfolio Management
Portfolio Details - Investments
November 30, 2010**

CUSIP	Investment #	Issuer	Average Balance	Purchase Date	Par Value	Market Value	Book Value	Stated Rate	YTM 360	YTM 365	Days to Maturity	Maturity Date
Subtotal and Average			298,496,854.93		291,065,000.00	297,488,716.61	293,244,386.54		1.715	1.739	557	
Federal Agency Disc. -Amortizing												
88059EMC5	3056	Tennessee Valley Authority		04/15/2010	10,000,000.00	9,989,300.00	9,994,321.82	0.454	0.462	0.468	45	01/15/2011
313396BA0	3076	Freddie Mac		07/07/2010	20,000,000.00	19,996,000.00	19,992,055.55	0.260	0.264	0.268	55	01/25/2011
313396CH4	3061	Freddie Mac		04/27/2010	25,000,000.00	24,990,000.00	24,977,305.56	0.380	0.386	0.392	86	02/25/2011
313588DH5	3060	Federal National Mortgage Asso		04/22/2010	20,000,000.00	19,990,000.00	19,973,722.22	0.430	0.437	0.443	110	03/21/2011
313384FJ3	3096	Federal Home Loan Bank		09/22/2010	20,000,000.00	19,982,000.00	19,980,125.00	0.225	0.228	0.232	159	05/09/2011
313396JA2	3104	Freddie Mac		10/19/2010	20,000,000.00	19,972,000.00	19,971,505.55	0.230	0.234	0.237	223	07/12/2011
313588JT3	3098	Federal National Mortgage Asso		09/24/2010	20,000,000.00	19,970,000.00	19,966,666.66	0.250	0.254	0.257	240	07/29/2011
313312KF6	3113	Federal Farm Credit Bank		11/08/2010	10,000,000.00	9,984,000.00	9,986,000.00	0.200	0.203	0.206	252	08/10/2011
313384MA4	3101	Federal Home Loan Bank		09/24/2010	6,000,000.00	5,988,000.00	5,986,233.33	0.280	0.284	0.288	295	09/22/2011
Subtotal and Average			162,645,741.44		151,000,000.00	150,861,300.00	150,827,935.69		0.307	0.311	150	
Treasury Coupon Securities												
912828JY7	3086	U S Treasury Securities		06/30/2010	40,000,000.00	40,045,200.00	40,043,020.83	0.875	0.218	0.221	61	01/31/2011
912828LT5	3047	U S Treasury Securities		03/26/2010	25,000,000.00	25,159,250.00	25,045,898.44	1.000	0.788	0.799	334	10/31/2011
912828MU1	3049	U S Treasury Securities		03/31/2010	25,000,000.00	25,216,750.00	24,981,808.81	1.000	1.041	1.055	486	03/31/2012
912828KP4	3045	U S Treasury Securities		03/24/2010	25,000,000.00	25,362,250.00	25,111,502.92	1.375	1.051	1.065	531	05/15/2012
912828LM0	3059	U S Treasury Securities		04/21/2010	25,000,000.00	25,415,000.00	25,049,497.25	1.375	1.245	1.262	654	09/15/2012
Subtotal and Average			140,247,973.32		140,000,000.00	141,198,450.00	140,231,728.25		0.799	0.810	376	
Treasury Discounts -Amortizing												
912795UX7	3073	U S Treasury Securities		06/30/2010	10,000,000.00	9,998,400.00	9,997,909.72	0.175	0.178	0.180	43	01/13/2011
912795V99	3062	U S Treasury Securities		04/29/2010	20,000,000.00	19,990,600.00	19,981,300.00	0.340	0.345	0.350	99	03/10/2011
912795X63	3090	U S Treasury Securities		08/04/2010	10,000,000.00	9,986,100.00	9,983,402.78	0.250	0.254	0.257	239	07/28/2011
Subtotal and Average			39,958,161.81		40,000,000.00	39,975,100.00	39,962,612.50		0.281	0.285	120	
Rolling Repurchase Agreements												
SYS2524	2524	Citigroup Global Markets Tri-P		12/02/2005	0.00	0.00	0.00	0.010	0.010	0.010	1	
SYS1766	1766	UBS Tri-Party Repo		07/26/2002	0.00	0.00	0.00	0.190	0.190	0.193	1	
Subtotal and Average			0.00		0.00	0.00	0.00		0.000	0.000	0	
Medium Term Notes												
06052AAA9	2781	Bank of America - FDIC Insured		01/05/2009	20,000,000.00	20,017,200.00	20,002,516.95	1.700	1.470	1.490	22	12/23/2010
36967HAG2	2798	GE Capital Corp - FDIC Insured		03/05/2009	20,000,000.00	20,026,400.00	20,005,803.20	1.625	1.312	1.330	37	01/07/2011
36967HAD9	2814	GE Capital Corp - FDIC Insured		04/28/2009	20,000,000.00	20,527,200.00	20,269,918.81	3.000	1.623	1.645	373	12/09/2011

**Stanislaus County Pool 2010/11
Portfolio Management
Portfolio Details - Investments
November 30, 2010**

CUSIP	Investment #	Issuer	Average Balance	Purchase Date	Par Value	Market Value	Book Value	Stated Rate	YTM 360	YTM 365	Days to Maturity	Maturity Date
Medium Term Notes												
949744AA4	2772	Wells Fargo Bank - FDIC Insured		12/10/2008	30,000,000.00	30,784,500.00	29,988,028.92	3.000	3.000	3.041	373	12/09/2011
06050BAJ0	2787	Bank of America - FDIC Insured		03/12/2009	20,000,000.00	20,572,400.00	20,000,000.00	2.375	2.343	2.376	569	06/22/2012
38141EA41	3115	Goldman Sachs		11/22/2010	10,000,000.00	10,368,300.00	10,499,948.17	3.625	1.719	1.743	609	08/01/2012
481247AM6	2860	JP Morgan Chase Bank - FDIC Insured		07/20/2009	20,000,000.00	20,612,600.00	20,049,666.67	2.125	1.971	1.999	756	12/26/2012
Subtotal and Average			133,481,822.01		140,000,000.00	142,908,600.00	140,815,882.72		2.009	2.037	375	
Municipal Revenue Anticipation Note												
13063BHX3	3119	State of California		11/23/2010	20,000,000.00	20,153,600.00	20,142,677.60	3.000	1.492	1.513	175	05/25/2011
13063BHY1	3118	State of California		11/23/2010	20,000,000.00	20,153,600.00	20,141,580.65	3.000	1.746	1.771	209	06/28/2011
13063BHY1	3120	State of California		11/23/2010	10,000,000.00	10,076,800.00	10,070,790.32	3.000	1.746	1.771	209	06/28/2011
13063BHY1	3121	State of California		11/23/2010	10,000,000.00	10,076,800.00	10,070,790.32	3.000	1.746	1.771	209	06/28/2011
Subtotal and Average			16,115,582.50		60,000,000.00	60,460,800.00	60,425,838.89		1.662	1.685	198	
Total and Average			956,530,754.06		978,605,000.00	989,438,803.91	981,966,191.53		1.132	1.148	324	

**Stanislaus County Pool 2010/11
Portfolio Management
Portfolio Details - Cash
November 30, 2010**

CUSIP	Investment #	Issuer	Average Balance	Purchase Date	Par Value	Market Value	Book Value	Stated Rate	YTM 360	YTM 365	Days to Maturity
Average Balance			0.00								0
Total Cash and Investments			956,530,754.06		978,605,000.00	989,438,803.91	981,966,191.53		1.132	1.148	324

**Stanislaus County Pool 2010/11
Portfolio Management
Activity By Type
November 1, 2010 through November 30, 2010**

CUSIP	Investment #	Issuer	Stated Rate	Transaction Date	Purchases or Deposits	Redemptions or Withdrawals	Balance
Bankers Acceptances -Amortizing							
06422TLC5	3087	Bank of America	0.360	11/12/2010	0.00	10,000,000.00	
06422TLQ4	3088	Bank of America	0.380	11/24/2010	0.00	8,000,000.00	
06422TLH4	3092	Bank of America	0.210	11/17/2010	0.00	10,000,000.00	
06422TRT2	3114	Bank of America	0.280	11/19/2010	9,987,633.33	0.00	
		Subtotal			9,987,633.33	28,000,000.00	106,457,806.94
Managed Pool Accounts (Monthly Summary)							
		Subtotal					50,000,000.00
Federal Agency Coupon Securities							
31331YDG2	2675	Federal Farm Credit Bank	4.300	11/08/2010	0.00	25,000,000.00	
31331VSK3	3112	Federal Farm Credit Bank	4.875	11/02/2010	20,276,200.00	0.00	
3133XECU1	3110	Federal Home Loan Bank	4.625	11/01/2010	2,674,742.40	0.00	
3137EABF5	3111	Federal Home Loan Mortgage Co	3.250	11/01/2010	3,872,084.45	0.00	
		Subtotal			26,823,026.85	25,000,000.00	293,244,386.54
Federal Agency Disc. -Amortizing							
313312KF6	3113	Federal Farm Credit Bank	0.200	11/08/2010	9,984,722.22	0.00	
313589P80	3066	Federal National Mortgage Asso	0.240	11/18/2010	0.00	25,000,000.00	
		Subtotal			9,984,722.22	25,000,000.00	150,827,935.69
Treasury Coupon Securities							
		Subtotal					140,231,728.25
Treasury Discounts -Amortizing							
		Subtotal					39,962,612.50
Rolling Repurchase Agreements							
		Subtotal					0.00
Medium Term Notes							
38141EA41	3115	Goldman Sachs	3.625	11/22/2010	10,394,000.00	0.00	
		Subtotal			10,394,000.00	0.00	140,815,882.72

**Stanislaus County Pool 2010/11
Portfolio Management
Activity By Type
November 1, 2010 through November 30, 2010**

CUSIP	Investment #	Issuer	Stated Rate	Transaction Date	Purchases or Deposits	Redemptions or Withdrawals	Balance
Municipal Revenue Anticipation Note							
13063BHY1	3118	State of California	3.000	11/23/2010	20,147,000.00	0.00	
13063BHX3	3119	State of California	3.000	11/23/2010	20,149,200.00	0.00	
13063BHY1	3120	State of California	3.000	11/23/2010	10,073,500.00	0.00	
13063BHY1	3121	State of California	3.000	11/23/2010	10,073,500.00	0.00	
		Subtotal			60,443,200.00	0.00	60,425,838.89
		Total			117,632,582.40	78,000,000.00	981,966,191.53

**Stanislaus County Pool 2010/11
Portfolio Management
Activity Summary
November 2009 through November 2010**

Month End	Year	Number of Securities	Total Invested	Yield to Maturity 360 Equiv.	Yield to Maturity 365 Equiv.	Managed Pool Rate	Number of Investments Purchased	Number of Investments Redeemed	Average Term	Average Days to Maturity
November	2009	51	971,440,480.40	1.605	1.628	0.630	8	6	572	280
December	2009	56	1,007,397,160.19	1.391	1.410	0.590	10	5	529	257
January	2010	55	1,068,502,347.87	1.382	1.401	0.590	8	9	547	276
February	2010	52	998,817,294.30	1.510	1.531	0.540	4	7	612	313
March	2010	52	1,011,146,390.21	1.453	1.473	0.550	6	6	627	346
April	2010	53	1,062,877,666.52	1.464	1.485	0.550	9	8	645	372
May	2010	49	1,045,844,869.05	1.507	1.528	0.590	3	7	658	369
June	2010	49	1,074,095,201.90	1.358	1.377	0.530	8	8	617	349
July	2010	49	1,004,153,915.48	1.381	1.400	0.531	3	3	648	353
August	2010	51	974,897,544.34	1.353	1.372	0.513	7	5	649	345
September	2010	51	954,189,585.09	1.149	1.165	0.500	7	6	601	344
October	2010	54	942,190,110.05	1.175	1.191	0.500	7	4	614	339
November	2010	59	981,966,191.53	1.132	1.148	0.450	10	5	580	324
Average		52	1,007,501,442.84	1.374%	1.393%	.543%	7	6	608	328

**Stanislaus County Pool 2010/11
Portfolio Management
Distribution of Investments By Type
November 2009 through November 2010**

Security Type	November 2009	December 2009	January 2010	February 2010	March 2010	April 2010	May 2010	June 2010	July 2010	August 2010	September 2010	October 2010	November 2010	Average by Period
Certificates of Deposit - Bank														
Negotiable CDs														
Commercial Paper Disc. -Amortizing														
Bankers Acceptances -Amortizing	6.5	8.3	9.9	11.9	13.7	12.1	14.3	10.2	10.5	12.4	13.0	13.2	10.8	11.3%
Managed Pool Accounts	4.1	4.0	3.7	4.0	4.0	4.7	4.8	4.7	5.0	5.1	5.2	5.3	5.1	4.6%
Federal Agency Coupon Securities	30.2	24.2	27.0	32.9	30.0	30.4	32.8	29.6	30.2	31.1	26.6	30.9	29.9	29.7%
Federal Agency Disc. -Amortizing	20.6	27.3	25.7	22.5	19.8	22.1	15.8	18.6	21.9	19.5	22.6	17.6	15.4	20.7%
Treasury Coupon Securities	2.6	2.5	2.3	2.5	9.9	11.8	12.0	15.4	16.5	14.4	14.7	14.9	14.3	10.3%
Treasury Discounts -Amortizing	20.6	16.9	13.1	11.0	8.9	6.6	4.8	2.8	3.0	4.1	4.2	4.2	4.1	8.0%
Rolling Repurchase Agreements	2.1		4.1	2.1	0.8		3.1	4.7						1.3%
Repurchase Agreements - Term		4.0	1.9					1.9						0.6%
Medium Term Notes	13.5	13.0	12.2	13.1	12.9	12.3	12.5	12.2	13.0	13.4	13.7	13.8	14.3	13.1%
California Registered Warrants														
Municipal Revenue Anticipation Note													6.2	0.5%

**Stanislaus County Pool 2010/11
Portfolio Management
Interest Earnings Summary
November 30, 2010**

November 30 Month Ending

Fiscal Year To Date

CD/Coupon/Discount Investments:

Interest Collected	1,096,875.00	5,611,166.74
Plus Accrued Interest at End of Period	3,703,672.67	3,703,672.66
Less Accrued Interest at Beginning of Period	(3,355,252.03)	(3,337,141.46)
Less Accrued Interest at Purchase During Period	(359,796.88)	(550,874.71)
Interest Earned during Period	1,085,498.76	5,426,823.23
Adjusted by Premiums and Discounts	-216,297.80	-310,494.19
Adjusted by Capital Gains or Losses	0.00	0.00
Earnings during Periods	869,200.96	5,116,329.04

Pass Through Securities:

Interest Collected	0.00	0.00
Plus Accrued Interest at End of Period	0.00	0.00
Less Accrued Interest at Beginning of Period	(0.00)	(0.00)
Less Accrued Interest at Purchase During Period	(0.00)	(0.00)
Interest Earned during Period	0.00	0.00
Adjusted by Premiums and Discounts	0.00	0.00
Adjusted by Capital Gains or Losses	0.00	0.00
Earnings during Periods	0.00	0.00

Cash/Checking Accounts:

Interest Collected	0.00	134,726.65
Plus Accrued Interest at End of Period	42,981.60	42,981.60
Less Accrued Interest at Beginning of Period	(22,502.15)	(70,617.24)
Interest Earned during Period	20,479.45	107,091.01

Total Interest Earned during Period	1,105,978.21	5,533,914.24
Total Adjustments from Premiums and Discounts	-216,297.80	-310,494.19
Total Capital Gains or Losses	0.00	0.00

Total Earnings during Period	889,680.41	5,223,420.05
-------------------------------------	-------------------	---------------------