

THE BOARD OF SUPERVISORS OF THE COUNTY OF STANISLAUS
ACTION AGENDA SUMMARY

DEPT: Clerk Recorder - Elections Division

BOARD AGENDA # A-4

Urgent

Routine

AGENDA DATE November 30, 2010

CEO Concur with Recommendation YES NO
(Information Attached)

4/5 Vote Required YES NO

SUBJECT:

Acceptance of the Clerk-Recorder's Certified Statement of the Results of the Gubernatorial General Election Held Tuesday, November 2, 2010, and Declare the Results

STAFF RECOMMENDATIONS:

1. Accept the Clerk-Recorder's Certified Statement of the Results of the Gubernatorial General Election held Tuesday, November 2, 2010.
2. Declare the results of the election pursuant to the Clerk-Recorder's Certified Statement of Vote.

FISCAL IMPACT:

There is no fiscal impact associated with this item.

BOARD ACTION AS FOLLOWS:

No. 2010-724

On motion of Supervisor Monteith Seconded by Supervisor Chiesa

and approved by the following vote,

Ayes: Supervisors: O'Brien, Chiesa, Monteith, DeMartini, and Chairman Grover

Noes: Supervisors: None

Excused or Absent: Supervisors: None

Abstaining: Supervisor: None

1) Approved as recommended

2) Denied

3) Approved as amended

4) Other:

MOTION:



ATTEST: CHRISTINE FERRARO TALLMAN, Clerk

File No.

Acceptance of the Clerk-Recorder's Certified Statement of the Results of the
Gubernatorial General Election Held Tuesday, November 2, 2010, and Declare
the Results

Page 2

DISCUSSION: Pursuant to California Elections Code 15372, "The election official shall prepare a certified statement of the results of the election and submit it to the governing body..."

POLICY ISSUE: Pursuant to Election Code 15400, "The governing body shall declare elected or nominated to each office voted on at each election under its jurisdiction, the person having the highest number of votes for that office, or who was elected or nominated under the exceptions noted in section 15452. The governing board shall also declare the results of each election under its jurisdiction as to each measure voted on at the election."

**STAFFING
IMPACT:** There is no staffing impact associated with this item.

CONTACT PERSON: Lee Lundrigan, Clerk-Recorder (209) 525-5201



STATEMENT OF THE VOTE

FOR

STANISLAUS COUNTY

STATE OF CALIFORNIA

-CAST AT THE-

GUBERNATORIAL GENERAL ELECTION

-HELD-

TUESDAY, NOVEMBER 2, 2010

STATE OF CALIFORNIA


COUNTY OF STANISLAUS



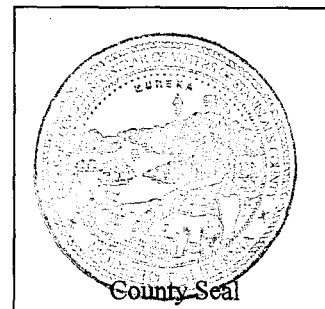
ss.

I, LEE LUNDRIGAN, Clerk Recorder & Registrar of Voters, of the above named county, in accordance with the provisions of Section 15301 of the California Elections Code, do hereby certify that the within is a true and correct statement of result of the votes cast in this county at the Gubernatorial General Election as determined by the official canvass of the returns of said election.

Witness my hand and seal, this 18th day of November 2010.



Lee Lundrigan
Clerk Recorder & Registrar of Voters
County of Stanislaus
State of California





**OFFICE OF COUNTY CLERK-RECORDER
& REGISTRAR OF VOTERS
ELECTIONS DIVISION**

**LEE LUNDRIGAN
Clerk-Recorder, Registrar of Voters &
Commissioner of Civil Marriage**

Elections: 1021 "I" Street, Suite 101, Modesto, CA 95354
Telephone: 209.525.5200
Facsimile: 209.525.5802

CERTIFICATION OF ELECTIONS OFFICIAL


STATE OF CALIFORNIA

COUNTY OF STANISLAUS

} ss.

Pursuant to the statewide voter registration list requirements set forth in the Help America Vote Act of 2002 (HAVA) (Pub. L. No. 107-252 (2002) 116 Stat. 1666, 42 U.S.C. § 15483), I, Lee Lundrigan, Registrar of Voters for the County of Stanislaus, State of California, hereby certify that I complied with all provisions of Chapter 2 of Division 7 of Title 2 of the California Code of Regulations for the Gubernatorial General Election held on the 2nd day of November 2010 in the County of Stanislaus, State of California, and all elections consolidated therewith.

I hereby set my hand and official seal this 18th day of November 2010 at the County of Stanislaus.



Lee Lundrigan
Clerk Recorder & Registrar of Voters
County of Stanislaus
State of California

	TOTAL VOTES	%	ELECTION DAY MAIL	PRECINCT	VOTE BY MAIL
PRECINCTS COUNTED (OF 390)	390	100.00			
REGISTERED VOTERS - TOTAL	229,057				
BALLOTS CAST - TOTAL	122,490		38,596	5,336	78,558
VOTER TURNOUT - TOTAL		53.48			
Governor					
Vote for 1					
(WITH 390 OF 390 PRECINCTS COUNTED)					
LAURA WELLS (GRN)	1,642	1.36	454	60	1,128
MEG WHITMAN (REP)	60,084	49.76	18,533	2,937	38,614
DALE F. OGDEN (LIB)	1,508	1.25	450	55	1,003
JERRY BROWN (DEM)	52,510	43.48	17,118	1,991	33,401
CHELENE NIGHTINGALE (AIZ)	3,173	2.63	1,010	151	2,012
CARLOS ALVAREZ (PFZ)	1,412	1.17	471	50	891
WRITE-IN	426	.35	134	23	269
Over Votes	36		11	2	23
Under Votes	1,699		415	67	1,217
Lieutenant Governor					
Vote for 1					
(WITH 390 OF 390 PRECINCTS COUNTED)					
JAMES "JIMI" CASTILLO (GRN)	1,939	1.64	711	77	1,151
C.T. WEBER (PFZ)	1,778	1.51	572	71	1,135
JIM KING (AIZ)	2,648	2.24	876	128	1,644
PAMELA J. BROWN (LIB)	5,889	4.99	1,826	230	3,833
GAVIN NEWSOM (DEM)	44,895	38.01	14,241	1,681	28,973
ABEL MALDONADO (REP)	59,947	50.75	18,592	2,910	38,445
WRITE-IN	1,033	.87	378	35	620
Over Votes	56		20	1	35
Under Votes	4,305		1,380	203	2,722
Secretary of State					
Vote for 1					
(WITH 390 OF 390 PRECINCTS COUNTED)					
CHRISTINA TOBIN (LIB)	2,296	1.97	831	74	1,391
MARYLOU CABRAL (PFZ)	2,464	2.11	872	99	1,493
DEBRA BOWEN (DEM)	52,263	44.81	16,332	1,996	33,935
MERTON D. SHORT (AIZ)	2,340	2.01	703	126	1,511
ANN MENASCHE (GRN)	2,723	2.33	854	117	1,752
DAMON DUNN (REP)	54,321	46.58	17,062	2,636	34,623
WRITE-IN	219	.19	81	10	128
Over Votes	18		7	1	10
Under Votes	5,845		1,853	277	3,715

	TOTAL VOTES	%	ELECTION DAY	MAIL PRECINCT	VOTE BY MAIL
Controller					
Vote for 1					
(WITH 390 OF 390 PRECINCTS COUNTED)					
JOHN CHIANG (DEM)	61,465	52.07	18,699	2,457	40,309
LAWRENCE G. BELIZ (AIZ)	2,129	1.80	642	94	1,393
ROSS D. FRANKEL (GRN)	1,645	1.39	545	63	1,037
ANDREW "ANDY" FAVOR (LIB)	2,917	2.47	958	117	1,842
TONY STRICKLAND (REP)	47,221	40.00	15,294	2,297	29,630
KAREN MARTINEZ (PFZ)	2,510	2.13	857	88	1,565
WRITE-IN.	167	.14	55	5	107
Over Votes	25		6	2	17
Under Votes	4,411		1,540	213	2,658

Treasurer					
Vote for 1					
(WITH 390 OF 390 PRECINCTS COUNTED)					
DEBRA L. REIGER (PFZ)	1,857	1.59	583	71	1,203
EDWARD M. TEYSSIER (LIB)	2,369	2.02	833	91	1,445
CHARLES "KIT" CRITTENDEN (GRN)	2,291	1.96	806	86	1,399
MIMI WALTERS (REP)	51,638	44.12	16,035	2,504	33,099
BILL LOCKYER (DEM)	56,274	48.08	17,696	2,205	36,373
ROBERT LAUTEN (AIZ)	2,433	2.08	790	111	1,532
WRITE-IN.	189	.16	68	15	106
Over Votes	28		11	2	15
Under Votes	5,410		1,773	251	3,386

Attorney General					
Vote for 1					
(WITH 390 OF 390 PRECINCTS COUNTED)					
DIANE BEALL TEMPLIN (AIZ)	2,727	2.34	817	123	1,787
STEVE COOLEY (REP)	61,582	52.86	19,070	2,938	39,574
ROBERT J. EVANS (PFZ)	2,103	1.81	708	87	1,308
PETER ALLEN (GRN)	2,508	2.15	849	101	1,558
KAMALA D. HARRIS (DEM)	44,278	38.00	14,162	1,642	28,474
TIMOTHY J. HANNAN (LIB)	3,050	2.62	953	131	1,966
WRITE-IN.	260	.22	82	13	165
Over Votes	22		13	1	8
Under Votes	5,960		1,942	300	3,718

Insurance Commissioner					
Vote for 1					
(WITH 390 OF 390 PRECINCTS COUNTED)					
RICHARD S. BRONSTEIN (LIB)	3,904	3.39	1,187	146	2,571
WILLIAM BALDERSTON (GRN)	2,781	2.41	978	103	1,700
DAVE JONES (DEM)	46,106	40.01	14,766	1,703	29,637
MIKE VILLINES (REP)	55,447	48.12	17,124	2,742	35,581
CLAY PEDERSEN (AIZ)	2,738	2.38	798	132	1,808
DINA JOSEPHINE PADILLA (PFZ)	4,040	3.51	1,289	146	2,605
WRITE-IN.	220	.19	72	13	135
Over Votes	28		9	2	17
Under Votes	7,226		2,373	349	4,504

	TOTAL VOTES	%	ELECTION DAY MAIL PRECINCT	VOTE BY MAIL	
Member, State Board of Equalization					
Vote for 1					
(WITH 390 OF 390 PRECINCTS COUNTED)					
GEORGE RUNNER (REP)	55,784	49.38	17,284	2,710	35,790
CHRIS PARKER (DEM)	49,471	43.79	15,720	1,851	31,900
TOBY MITCHELL-SAWYER (PFZ)	2,862	2.53	919	121	1,822
WILLARD D. MICHLIN (LIB)	4,591	4.06	1,467	181	2,943
WRITE-IN	258	.23	76	13	169
Over Votes	17		5	0	12
Under Votes	9,506		3,124	460	5,922
United States Senator					
Vote for 1					
(WITH 390 OF 390 PRECINCTS COUNTED)					
DUANE ROBERTS (GRN)	1,789	1.50	523	77	1,189
BARBARA BOXER (DEM)	47,158	39.48	15,433	1,738	29,987
GAIL K. LIGHTFOOT (LIB)	2,455	2.06	741	82	1,632
MARSHA FEINLAND (PFZ)	2,029	1.70	594	71	1,364
CARLY FIORINA (REP)	63,814	53.43	19,707	3,140	40,967
EDWARD C. NOONAN (AIZ)	2,007	1.68	581	90	1,336
WRITE-IN	183	.15	44	8	131
Over Votes	22		8	4	10
Under Votes	3,033		965	126	1,942
United States Representative District 18					
Vote for 1					
(WITH 184 OF 184 PRECINCTS COUNTED)					
DENNIS CARDOZA (DEM)	26,915	57.44	8,616	1,100	17,199
MICHAEL CLARE BERRYHILL, SR. (REP)	19,704	42.05	6,145	1,135	12,424
WRITE-IN	237	.51	64	15	158
Over Votes	9		3	0	6
Under Votes	2,279		794	138	1,347
United States Representative District 19					
Vote for 1					
(WITH 206 OF 206 PRECINCTS COUNTED)					
LORAIN GOODWIN (DEM)	23,627	34.25	7,711	787	15,129
JEFF DENHAM (REP)	45,081	65.36	13,675	1,986	29,420
WRITE-IN	268	.39	89	11	168
Over Votes	7		3	0	4
Under Votes	4,362		1,495	164	2,703
State Senator District 12					
Vote for 1					
(WITH 243 OF 243 PRECINCTS COUNTED)					
ANTHONY CANNELLA (REP)	37,036	53.35	11,803	1,850	23,383
ANNA CABALLERO (DEM)	32,062	46.19	10,253	1,219	20,590
WRITE-IN	320	.46	91	15	214
Over Votes	11		6	0	5
Under Votes	3,423		1,068	169	2,186

	TOTAL VOTES	%	ELECTION DAY	MAIL PRECINCT	VOTE BY MAIL
State Senator District 14					
Vote for 1					
(WITH 147 OF 147 PRECINCTS COUNTED)					
LARRY JOHNSON (DEM)	16,136	34.28	5,299	587	10,250
TOM BERRYHILL (REP)	30,750	65.33	9,199	1,378	20,173
WRITE-IN	183	.39	55	7	121
Over Votes	11		3	1	7
Under Votes	2,558		819	110	1,629
Member of the State Assembly District 17					
Vote for 1					
(WITH 15 OF 15 PRECINCTS COUNTED)					
CATHLEEN GALGIANI (DEM)	1,440	52.75	519	184	737
JACK MOBLEY (REP)	1,280	46.89	415	232	633
WRITE-IN	10	.37	4	1	5
Over Votes	2		0	0	2
Under Votes	135		40	32	63
Member of the State Assembly District 25					
Vote for 1					
(WITH 209 OF 209 PRECINCTS COUNTED)					
KRISTIN OLSEN (REP)	53,816	94.08	16,499	1,576	35,741
WRITE-IN	3,389	5.92	1,111	76	2,202
Over Votes	7		4	0	3
Under Votes	19,030		6,249	544	12,237
Member of the State Assembly District 26					
Vote for 1					
(WITH 166 OF 166 PRECINCTS COUNTED)					
TIM WEINTZ, SR. (DEM)	16,920	41.30	5,472	859	10,589
BILL BERRYHILL (REP)	23,878	58.28	7,460	1,668	14,750
WRITE-IN	175	.43	52	12	111
Over Votes	3		1	1	1
Under Votes	2,405		770	151	1,484
Chief Justice Of The Supreme Court					
Tani G. Cantil-Sakauye					
Vote for 1					
(WITH 390 OF 390 PRECINCTS COUNTED)					
Yes	59,779	63.65	18,378	2,421	38,980
No.	34,143	36.35	11,517	1,486	21,140
Over Votes	31		13	2	16
Under Votes	28,536		8,687	1,427	18,422
Associate Justice of the Supreme Court					
Ming W. Chin					
Vote for 1					
(WITH 390 OF 390 PRECINCTS COUNTED)					
Yes	60,361	64.71	18,396	2,502	39,463
No.	32,915	35.29	11,196	1,369	20,350
Over Votes	13		5	0	8
Under Votes	29,200		8,998	1,465	18,737

	TOTAL VOTES	%	ELECTION DAY	MAIL PRECINCT	VOTE BY MAIL
Associate Justice of the Supreme Court					
Carlos R. Moreno					
Vote for 1					
(WITH 390 OF 390 PRECINCTS COUNTED)					
Yes	59,240	64.17	18,714	2,401	38,125
No.	33,073	35.83	10,699	1,452	20,922
Over Votes	20		9	1	10
Under Votes	30,156		9,173	1,482	19,501
Associate Justice, Court of Appeal,					
Fifth Appellate District, Brad R. Hill					
Vote for 1					
(WITH 390 OF 390 PRECINCTS COUNTED)					
Yes	65,797	72.08	20,214	2,789	42,794
No.	25,487	27.92	8,842	1,010	15,635
Over Votes	23		10	0	13
Under Votes	31,181		9,528	1,537	20,116
Associate Justice, Court of Appeal,					
Fifth Appellate District, Jennifer Detjen					
Vote for 1					
(WITH 390 OF 390 PRECINCTS COUNTED)					
Yes	63,144	69.51	19,418	2,627	41,099
No.	27,699	30.49	9,479	1,153	17,067
Over Votes	14		6	1	7
Under Votes	31,632		9,692	1,555	20,385
Associate Justice, Court of Appeal,					
Fifth Appellate District, Chuck Poochigian					
Vote for 1					
(WITH 390 OF 390 PRECINCTS COUNTED)					
Yes	61,774	67.44	19,031	2,654	40,089
No.	29,820	32.56	10,017	1,186	18,617
Over Votes	28		8	5	15
Under Votes	30,866		9,538	1,491	19,837
Associate Justice, Court of Appeal,					
Fifth Appellate District, Bert Levy					
Vote for 1					
(WITH 390 OF 390 PRECINCTS COUNTED)					
Yes	64,347	70.74	19,830	2,747	41,770
No.	26,622	29.26	9,058	1,050	16,514
Over Votes	7		4	0	3
Under Votes	31,512		9,702	1,539	20,271
Judge of the Superior Court Office 6					
Vote for 1					
(WITH 390 OF 390 PRECINCTS COUNTED)					
NANCY WILLIAMSEN	45,143	45.15	14,270	1,786	29,087
SHAWN D. BESSEY	54,134	54.14	16,626	2,437	35,071
WRITE-IN	716	.72	247	36	433
Over Votes	21		6	1	14
Under Votes	22,475		7,446	1,076	13,953

	TOTAL VOTES	%	ELECTION DAY MAIL	PRECINCT	VOTE BY MAIL
Superintendent of Public Instruction					
Vote for 1					
(WITH 390 OF 390 PRECINCTS COUNTED)					
TOM TORLAKSON.	50,235	51.49	16,080	1,974	32,181
LARRY ACEVES	45,940	47.09	14,367	2,022	29,551
WRITE-IN.	1,383	1.42	469	69	845
Over Votes	15		7	0	8
Under Votes	24,915		7,671	1,271	15,973
Yosemite Community College District Trustee Area 1					
Vote for 1					
(WITH 9 OF 9 PRECINCTS COUNTED)					
RICHARD "DUKE" YORK.	304	32.10	63	81	160
CAROLYN LOTT	134	14.15	26	24	84
TED MORGAN.	220	23.23	58	45	117
LYNN C. MARTIN	280	29.57	47	57	176
WRITE-IN.	9	.95	2	4	3
Over Votes	0		0	0	0
Under Votes	420		69	86	265
Yosemite Community College District Trustee Area 2					
Vote for 1					
(WITH 62 OF 62 PRECINCTS COUNTED)					
JOHN YOUNGS	6,245	31.67	2,055	116	4,074
DON VISS	7,373	37.39	2,333	144	4,896
SANDY MESENHIMER.	5,961	30.23	1,852	162	3,947
WRITE-IN.	142	.72	58	3	81
Over Votes	27		6	0	21
Under Votes	6,322		1,948	184	4,190
City of Hughson, Mayor					
Vote for 1					
(WITH 4 OF 4 PRECINCTS COUNTED)					
RAMON BAWANAN	1,374	92.65	494	0	880
WRITE-IN.	109	7.35	46	0	63
Over Votes	0		0	0	0
Under Votes	387		155	0	232
City of Newman, Mayor					
Vote for 1					
(WITH 7 OF 7 PRECINCTS COUNTED)					
ED KATEN.	1,455	90.77	595	0	860
WRITE-IN.	148	9.23	71	0	77
Over Votes	1		0	0	1
Under Votes	309		128	0	181
City of Oakdale, Mayor					
Vote for 1					
(WITH 10 OF 10 PRECINCTS COUNTED)					
FARRELL JACKSON	2,641	47.26	866	0	1,775
PAT PAUL	2,911	52.09	939	0	1,972
WRITE-IN.	36	.64	14	0	22
Over Votes	1		1	0	0
Under Votes	274		86	0	188

	TOTAL VOTES	%	ELECTION DAY MAIL	PRECINCT	VOTE BY MAIL
City of Patterson, Mayor					
Vote for 1					
(WITH 13 OF 13 PRECINCTS COUNTED)					
ANNETTE SMITH.	1,608	44.75	571	49	988
LUIS I. MOLINA	1,961	54.58	841	66	1,054
WRITE-IN.	24	.67	5	0	19
Over Votes	0		0	0	0
Under Votes	149		65	4	80
City of Turlock, Mayor					
Vote for 1					
(WITH 44 OF 44 PRECINCTS COUNTED)					
JOHN LAZAR.	12,673	94.69	4,126	247	8,300
WRITE-IN.	710	5.31	276	8	426
Over Votes	1		1	0	0
Under Votes	3,082		1,032	56	1,994
City of Hughson, Member, City Council					
Vote for 2					
(WITH 4 OF 4 PRECINCTS COUNTED)					
GEORGE CARR	790	27.27	275	0	515
MIGUEL OSEGUERA	554	19.12	208	0	346
BILLY GONZALES	490	16.91	195	0	295
MATT BEEKMAN	1,037	35.80	360	0	677
WRITE-IN.	26	.90	12	0	14
Over Votes	2		0	0	2
Under Votes	841		340	0	501
City of Newman, Member, City Council					
Vote for 2					
(WITH 7 OF 7 PRECINCTS COUNTED)					
NICHOLAS CANDEA	940	35.43	377	0	563
KEITH J. KORSGAARD	535	20.17	200	0	335
DONALD V. HUTCHINS	1,136	42.82	462	0	674
WRITE-IN.	42	1.58	21	0	21
Over Votes	2		0	0	2
Under Votes	1,171		528	0	643
City of Oakdale, Member, City Council					
Vote for 2					
(WITH 10 OF 10 PRECINCTS COUNTED)					
BILL CAMP	1,482	17.01	477	0	1,005
JOHN A. E. KANNO.	1,548	17.76	490	0	1,058
MICHAEL PATRICK BRENNAN	1,749	20.07	560	0	1,189
MICHAEL MURRAY	1,740	19.97	511	0	1,229
JASON HOWARD	2,174	24.95	733	0	1,441
WRITE-IN.	22	.25	10	0	12
Over Votes	46		8	0	38
Under Votes	2,965		1,023	0	1,942

	TOTAL VOTES	%	ELECTION DAY MAIL	PRECINCT	VOTE BY MAIL
City of Patterson, Member, City Council					
Vote for 2					
(WITH 13 OF 13 PRECINCTS COUNTED)					
EUSEBIO "SAM" CUELLAR, JR.	1,614	25.99	636	63	915
LARRY K. BUEHNER.	1,297	20.89	464	40	793
JAMES LEONARD.	1,252	20.16	469	46	737
SHEREE LUSTGARTEN	485	7.81	191	13	281
DEBORAH M. NOVELLI	1,550	24.96	568	43	939
WRITE-IN.	11	.18	7	0	4
Over Votes	24		2	2	20
Under Votes	1,251		627	31	593
City of Riverbank, Member, City Council					
Vote for 2					
(WITH 12 OF 12 PRECINCTS COUNTED)					
JEANINE TUCKER	985	12.77	424	0	561
RICHARD O'BRIEN	2,309	29.94	802	0	1,507
KEENON J. KRICK	146	1.89	57	0	89
LARRY KING.	480	6.22	178	0	302
NADINE SALIM	694	9.00	230	0	464
DOTTY NYGARD	1,343	17.41	516	0	827
ALLISON NOBERT	870	11.28	253	0	617
RIC MCGINNIS	438	5.68	184	0	254
ISRAEL HERNANDEZ REYES.	405	5.25	195	0	210
WRITE-IN.	43	.56	9	0	34
Over Votes	10		4	0	6
Under Votes	1,763		754	0	1,009
City of Turlock, Member, City Council					
Vote for 2					
(WITH 44 OF 44 PRECINCTS COUNTED)					
JEREMY ROCHA	3,419	13.46	1,148	82	2,189
FORREST J. WHITE.	4,552	17.93	1,375	86	3,091
SHAWN L. BARLOW	2,375	9.35	780	51	1,544
TIMM LAVELLE	4,356	17.16	1,363	71	2,922
DAVID FRANSEN, JR..	4,034	15.89	1,395	68	2,571
PATRICK NODA	1,974	7.77	732	29	1,213
WILLIAM W. DEHART, JR.	4,555	17.94	1,360	100	3,095
WRITE-IN.	127	.50	57	2	68
Over Votes	40		12	0	28
Under Votes	7,500		2,648	133	4,719
Del Puerto Health Care District, Director					
Vote for 3					
(WITH 23 OF 23 PRECINCTS COUNTED)					
JOHN RAMOS.	1,725	14.51	599	130	996
BECKY CAMPO	1,661	13.97	628	124	909
PAUL S. BERRY.	1,844	15.51	599	127	1,118
RAMONA EAST	1,822	15.32	624	103	1,095
LINDA SANDOVAL	1,292	10.87	462	89	741
EDWARD MARING.	1,645	13.83	524	161	960
HAROLD D. HILL	1,875	15.77	615	181	1,079
WRITE-IN.	27	.23	13	0	14
Over Votes	6		0	0	6
Under Votes	3,394		1,495	240	1,659

	TOTAL VOTES	%	ELECTION DAY MAIL	PRECINCT	VOTE BY MAIL
Oak Valley Hospital District Director, Full Term					
Vote for 3					
(WITH 24 OF 24 PRECINCTS COUNTED)					
DANIEL CUMMINS	6,498	25.41	1,963	40	4,495
EDWARD CHOCK	5,119	20.02	1,395	36	3,688
WENDELL CHUN	5,048	19.74	1,400	21	3,627
ROBERT "BOB" WIKOFF.	4,613	18.04	1,230	36	3,347
BELINDA K. ABELL.	4,188	16.38	1,123	28	3,037
WRITE-IN.	106	.41	40	0	66
Over Votes	18		0	0	18
Under Votes	11,994		3,994	94	7,906
Oak Valley Hospital District Director, Short Term					
Vote for 1					
(WITH 24 OF 24 PRECINCTS COUNTED)					
PAUL A. WESTBERG.	4,353	42.30	1,360	45	2,948
LOUISE POOLEY SANDERS	5,902	57.36	1,623	29	4,250
WRITE-IN.	35	.34	18	0	17
Over Votes	7		1	0	6
Under Votes	2,231		713	11	1,507
Proposition 19					
Vote for 1					
(WITH 390 OF 390 PRECINCTS COUNTED)					
Yes	44,629	37.16	15,123	1,794	27,712
No.	75,465	62.84	22,815	3,429	49,221
Over Votes	23		7	3	13
Under Votes	2,373		651	110	1,612
Proposition 20					
Vote for 1					
(WITH 390 OF 390 PRECINCTS COUNTED)					
Yes	71,768	63.55	21,356	3,376	47,036
No.	41,162	36.45	14,126	1,543	25,493
Over Votes	53		31	0	22
Under Votes	9,507		3,083	417	6,007
Proposition 21					
Vote for 1					
(WITH 390 OF 390 PRECINCTS COUNTED)					
Yes	39,432	33.33	13,099	1,554	24,779
No.	78,872	66.67	24,116	3,597	51,159
Over Votes	25		18	0	7
Under Votes	4,161		1,363	185	2,613
Proposition 22					
Vote for 1					
(WITH 390 OF 390 PRECINCTS COUNTED)					
Yes	77,134	67.06	22,979	3,525	50,630
No.	37,888	32.94	13,179	1,475	23,234
Over Votes	30		19	1	10
Under Votes	7,438		2,419	335	4,684

	TOTAL VOTES	%	ELECTION DAY MAIL	PRECINCT	VOTE BY MAIL
Proposition 23					
Vote for 1					
(WITH 390 OF 390 PRECINCTS COUNTED)					
Yes	56,960	49.03	17,448	2,774	36,738
No.	59,215	50.97	19,035	2,275	37,905
Over Votes	40		19	1	20
Under Votes	6,275		2,094	286	3,895
Proposition 24					
Vote for 1					
(WITH 390 OF 390 PRECINCTS COUNTED)					
Yes	41,390	36.31	13,442	1,546	26,402
No.	72,605	63.69	22,345	3,406	46,854
Over Votes	39		15	2	22
Under Votes	8,456		2,794	382	5,280
Proposition 25					
Vote for 1					
(WITH 390 OF 390 PRECINCTS COUNTED)					
Yes	59,529	51.32	18,934	2,355	38,240
No.	56,476	48.68	17,464	2,687	36,325
Over Votes	23		7	2	14
Under Votes	6,462		2,191	292	3,979
Proposition 26					
Vote for 1					
(WITH 390 OF 390 PRECINCTS COUNTED)					
Yes	67,959	59.59	21,091	3,180	43,688
No.	46,079	40.41	14,741	1,772	29,566
Over Votes	20		8	0	12
Under Votes	8,432		2,756	384	5,292
Proposition 27					
Vote for 1					
(WITH 390 OF 390 PRECINCTS COUNTED)					
Yes	43,195	38.59	14,020	1,706	27,469
No.	68,738	61.41	21,034	3,160	44,544
Over Votes	24		10	0	14
Under Votes	10,533		3,532	470	6,531
Measure H - Hughson Unified School Dist					
Vote for 1					
(WITH 12 OF 12 PRECINCTS COUNTED)					
Bonds Yes	1,533	40.80	505	93	935
Bonds No.	2,224	59.20	674	193	1,357
Over Votes	1		1	0	0
Under Votes	145		34	14	97

	TOTAL VOTES	%	ELECTION DAY MAIL	PRECINCT	VOTE BY MAIL
Measure I - Waterford Unified School Dist					
Vote for 1					
(WITH 8 OF 8 PRECINCTS COUNTED)					
Bonds Yes	849	38.78	303	28	518
Bonds No.	1,340	61.22	489	61	790
Over Votes	0		0	0	0
Under Votes	72		25	2	45
Measure G - City of Riverbank					
Vote for 1					
(WITH 12 OF 12 PRECINCTS COUNTED)					
Yes	1,790	40.63	640	0	1,150
No.	2,616	59.37	1,014	0	1,602
Over Votes	1		1	0	0
Under Votes	336		148	0	188
Measure J - City of Modesto					
Vote for 1					
(WITH 142 OF 142 PRECINCTS COUNTED)					
Yes	28,007	63.68	8,155	258	19,594
No.	15,972	36.32	5,411	113	10,448
Over Votes	5		1	0	4
Under Votes	7,914		2,599	67	5,248
Measure K - City of Modesto					
Vote for 1					
(WITH 142 OF 142 PRECINCTS COUNTED)					
Yes	28,340	65.14	8,301	255	19,784
No.	15,168	34.86	5,109	115	9,944
Over Votes	3		0	0	3
Under Votes	8,387		2,756	68	5,563
Measure L - City of Modesto					
Vote for 1					
(WITH 142 OF 142 PRECINCTS COUNTED)					
Yes	26,218	58.27	7,877	225	18,116
No.	18,778	41.73	5,940	160	12,678
Over Votes	8		5	0	3
Under Votes	6,894		2,344	53	4,497
Measure M - City of Patterson					
Vote for 1					
(WITH 13 OF 13 PRECINCTS COUNTED)					
Yes	1,373	37.75	545	31	797
No.	2,264	62.25	884	85	1,295
Over Votes	0		0	0	0
Under Votes	105		53	3	49

GUBERNATORIAL GENERAL ELECTION
TUESDAY, NOVEMBER 2, 2010
STANISLAUS COUNTY

FINAL HAND TALLY

LIST OF CERTIFIED GOVERNOR WRITE-IN CANDIDATES
TOTAL COUNT

ANSELMO A. CHAVEZ	0
NADIA B. SMALLEY	0
CASSANDRA A. LIEURANCE	0
LEA SHERMAN	0
JACOB VANGELISTI	0
HUGH BAGLEY	1
RAKESH KUMAR CHRISTIAN	0
ROWAN MILLAR	0

FINAL HAND TALLY

LIST OF CERTIFIED LIEUTENANT GOVERNOR WRITE-IN CANDIDATES
TOTAL COUNT

KAREN ENGLAND	733
---------------------	-----

FINAL HAND TALLY

LIST OF CERTIFIED US SENATE WRITE-IN CANDIDATES
TOTAL COUNT

JERRY LEON CARROLL	0
JAMES E. HARRIS	0
HANS J. KUGLER	0
CONNOR VLAKANCIC	0

GUBERNATORIAL GENERAL ELECTION
TUESDAY, NOVEMBER 2, 2010
STANISLAUS COUNTY

FINAL HAND TALLY

LIST OF CERTIFIED US REPRESENTATIVE DISTRICT 19
WRITE-IN CANDIDATES
TOTAL COUNT

LES MARSDEN 30

FINAL HAND TALLY

LIST OF CERTIFIED SUPERINTENDENT OF PUBLIC INSTRUCTION
WRITE-IN CANDIDATES
TOTAL COUNT

DIANE LENNING 451