

Robert B. Ford

THE BOARD OF SUPERVISORS OF THE COUNTY OF STANISLAUS
ACTION AGENDA SUMMARY

DEPT: Treasurer-Tax Collector

BOARD AGENDA # *B-15

Urgent Routine

AGENDA DATE April 27, 2010

CEO Concurs with Recommendation YES NO
(Information Attached)

4/5 Vote Required YES NO

SUBJECT:

Acceptance of the Stanislaus County Treasury Pool's March 2010 Monthly Investment Report

STAFF RECOMMENDATIONS:

1. Accept the Stanislaus County Treasury Pool's March 2010 Monthly Investment Report. The report was prepared by the Stanislaus County Treasurer-Tax Collector's Office and reviewed for conformity with the Stanislaus County Treasury Pool Investment Policy by the Treasurer-Tax Collector and has been distributed to the Stanislaus County Treasury Pool Oversight Committee.
2. Authorize the Chairman of the Board of Supervisors to sign on behalf of the Board that the report has been reviewed and accepted.

FISCAL IMPACT:

The local Investment Policy mandates preparation, review, and acceptance of the investment report. As part of the administration of the Pool, costs associated with the report (estimated at approximately \$800 per month) are deducted from interest earnings before distribution is made to the participating agency's funds. The estimated impact to the General Fund is approximately \$175 per month.

BOARD ACTION AS FOLLOWS:

No. 2010-240

On motion of Supervisor Chiesa, Seconded by Supervisor DeMartini
and approved by the following vote,

Ayes: Supervisors: O'Brien, Chiesa, Monteith, DeMartini, and Chairman Grover

Noes: Supervisors: None

Excused or Absent: Supervisors: None

Abstaining: Supervisor: None

1) X Approved as recommended

2) _____ Denied

3) _____ Approved as amended

4) _____ Other:

MOTION:

Christine Ferraro

ATTEST: CHRISTINE FERRARO TALLMAN, Clerk

File No.

Acceptance of the Stanislaus County Treasury Pool's March 2010 Monthly Investment Report
Page 2

DISCUSSION:

On April 16, 1996, the Board of Supervisors passed Ordinance sections 2.30.01 to 2.30.04. This provided for a comprehensive policy of investment delegation and oversight, including delegation of day-to-day investment to the County Treasurer-Tax Collector, qualifications for the Office of County Treasurer-Tax Collector, and the establishment of a Treasury Pool Oversight Committee. On March 2, 2010 the Board of Supervisors reviewed and adopted the Investment Policy, effective March 16, 2010. This Policy was prepared by the Stanislaus County Treasurer-Tax Collector and reviewed for conformity with California State law by the Treasury Oversight Committee members (comprised of the County Auditor-Controller, the County Superintendent of Schools' designee, Deputy Superintendent with Modesto City Schools, and a member of the public familiar with investments).

The Investment Policy includes language that mandates the preparation of the monthly report and provides guidelines on its contents. Each monthly report contains a summary along with sufficient detail to show investment activity and compliance with legal and policy directives. The report was prepared by the Stanislaus County Treasurer-Tax Collector's Office and reviewed for conformity with the Stanislaus County Treasury Pool Investment Policy by the Treasurer-Tax Collector and has been distributed to the Treasury Pool Oversight Committee.

Upon acceptance and signature of the Chairman, the report can be viewed on the Stanislaus County Treasurer-Tax Collector's Office website.

POLICY ISSUES:

Section 2.30.04 of the Stanislaus County Code establishes the Treasury Oversight Committee. Section 27133(e) of the Government Code requires that the Treasurer of any county having an Oversight Committee prepares an investment report for said Committee.

Approval of this agenda item will support the Board's priority of Efficient delivery of public services.

STAFFING IMPACT:

There is no staffing impact associated with this agenda item.

CONTACT PERSON:

Gordon B. Ford, Treasurer-Tax Collector. Telephone: 525-4463



Gordon B. Ford
Treasurer/Tax Collector

PO Box 3052, Modesto, CA 95353-3052
Phone: 209.525.6524 Fax: 209.525.4333


County of Stanislaus Treasury Pool
Monthly Investment Report
March 2010


The Stanislaus County Treasury Pool yield to maturity for March 2010 was 1.45%. The Average-Days-to-Maturity at the end of March was 346 days.

With our current cash flow and investment schedule, we will have sufficient cash to meet our historical cash needs for the next six months, through the end of September 2010.

The portfolio has been reviewed by both the Treasurer and the Chief Deputy Treasurer for compliance with the investment policy. The Union Bank of California custodial statement has been reviewed by both the Treasurer and the Chief Deputy Treasurer for accuracy and completeness. The custodial statement is the source of market valuation for securities held by our custodial agent. All other securities are valued at cost.


The Treasury Monthly Investment Report for March 2010 has been forwarded to the Treasury oversight Committee members.


Dolores Sarenana, Chief Deputy Treasurer


Gordon B. Ford, Treasurer Tax Collector

The County of Stanislaus Board of Supervisors has reviewed and accepted the March 2010 Treasurer's Monthly Investment Report.


Chairman, Board of Supervisors



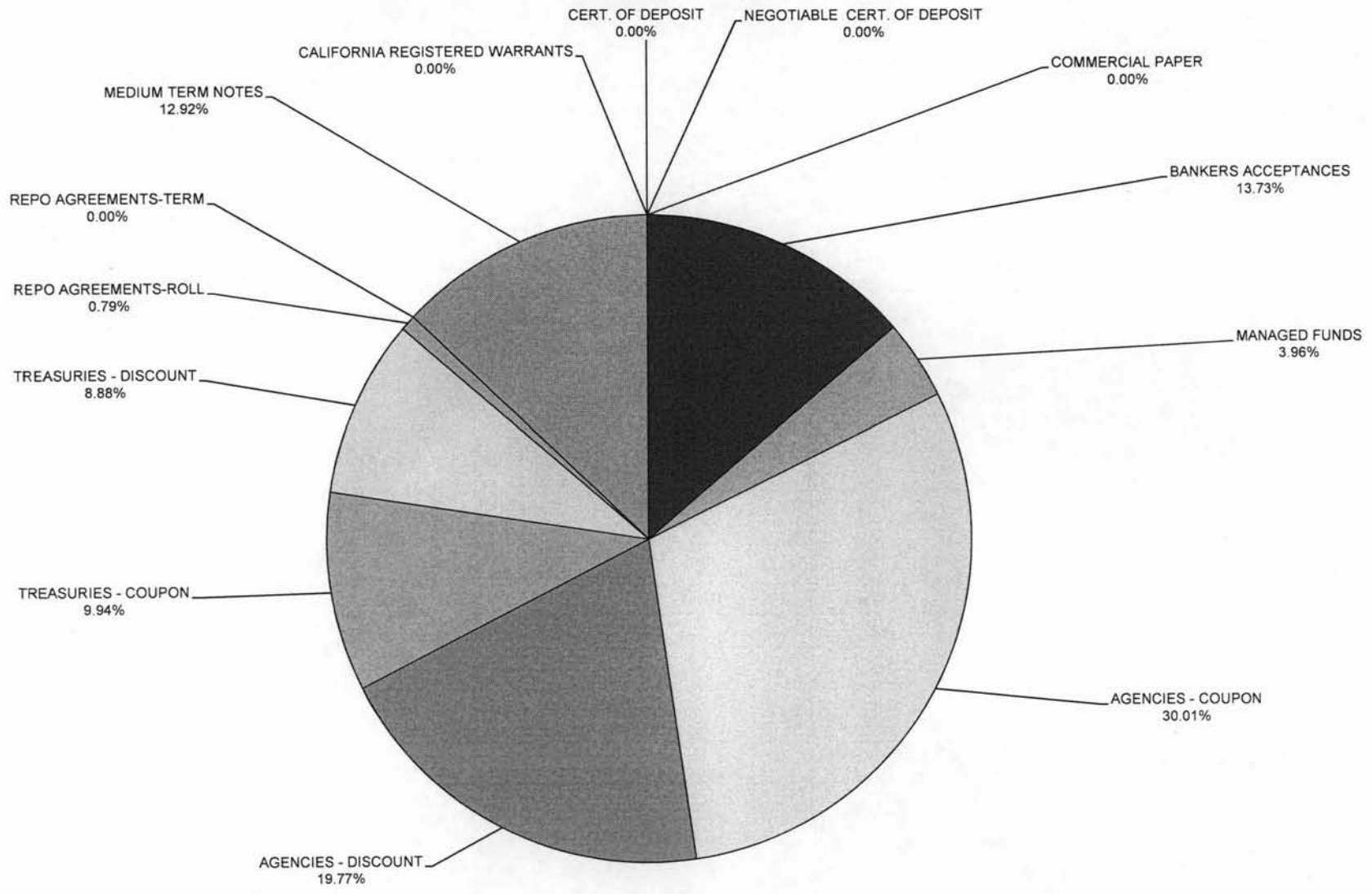
STANISLAUS COUNTY
SHORT-TERM INVESTMENT POOL SUMMARY
MARCH 31, 2010

CASHFLOW:	MARCH 2010	YTD FY 10	MARCH 2009	YTD FY 09
BEG. CASH BALANCE	1,012,746,837.94	1,049,087,180.56	1,078,483,881.41	1,119,190,572.21
RECEIPTS	178,719,467.89	1,665,649,428.94	195,727,128.31	1,754,576,124.75
DISBURSEMENTS	(167,753,803.35)	(1,691,024,107.02)	(193,274,815.10)	(1,792,830,502.34)
ENDING CASH BALANCE	1,023,712,502.48	1,023,712,502.48	1,080,936,194.62	1,080,936,194.62

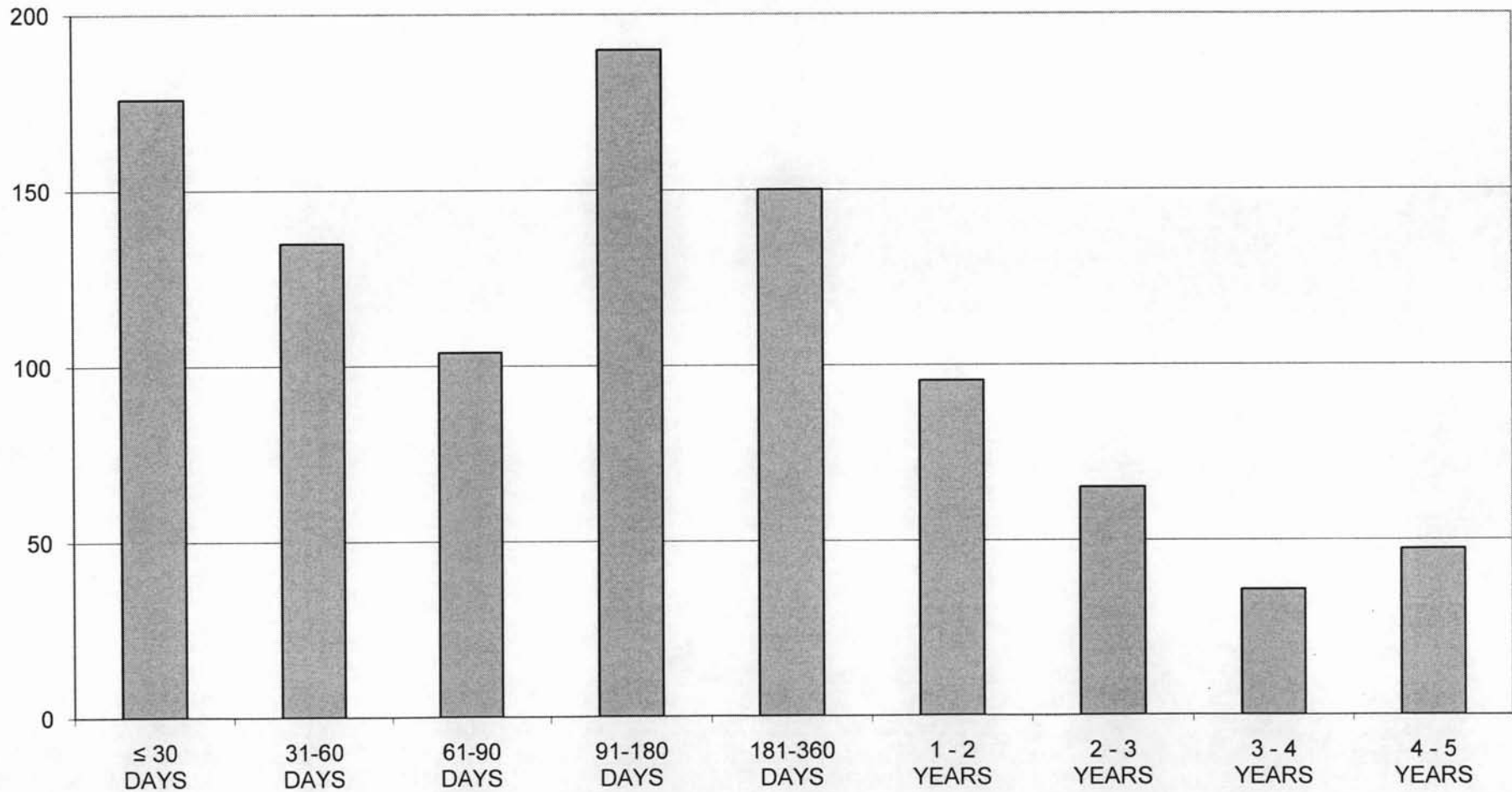
INTEREST INCOME:	MARCH 2010	YTD FY 10	MARCH 2009	YTD FY 09
INTEREST RECEIVED	1,813,037.20	12,101,710.65	3,363,338.10	22,987,060.63
TREASURY EXPENSE	(59,650.74)	(540,219.79)	(57,447.00)	(517,023.00)
NET DISTRIBUTION	1,753,386.46	11,561,490.86	3,305,891.10	22,470,037.63

BALANCE - 03/31/10	DOLLAR COST	MARKET VALUE	MAX INVEST. AS % OF TOTAL	INVESTMENTS AS % OF TOTAL	MAX DAYS TO MATURE	AVG DAYS TO MATURE	YTM 360 EQUIV.
CERT. OF DEPOSIT	0.00	0.00	30.00%	0.00%	365	0	0.00%
NEGOTIABLE CERT. OF DEPOSIT	0.00	0.00	30.00%	0.00%	365	0	0.00%
COMMERCIAL PAPER	0.00	0.00	30.00%	0.00%	180	0	0.00%
BANKERS ACCEPTANCES	138,814,660.93	138,849,538.60	40.00%	13.73%	180	89	0.22%
MANAGED FUNDS	40,000,000.00	40,037,913.00		3.96%	1	1	0.54%
AGENCIES - COUPON	303,385,444.75	306,697,098.21		30.01%	1,825	614	3.12%
AGENCIES - DISCOUNT	199,827,015.16	199,927,000.00		19.77%	1,825	69	0.18%
TREASURIES - COUPON	100,432,370.55	100,442,500.00		9.94%	1,825	552	1.41%
TREASURIES - DISCOUNT	89,802,983.31	89,986,300.00		8.88%	1,825	38	0.29%
REPO AGREEMENTS-ROLL	8,001,148.61	8,001,148.61		0.79%	365	1	0.02%
REPO AGREEMENTS-TERM	0.00	0.00		0.00%	90	0	0.00%
MEDIUM TERM NOTES	130,566,306.98	132,794,500.00	30.00%	12.92%	1,825	600	2.03%
CALIFORNIA REGISTERED WARRANTS	0.00	0.00		0.00%	1,825	0	0.00%
TOTAL INVESTMENTS	1,010,829,930.29	1,016,735,998.42		100.00%		346	1.45%
CASH/BANK BALANCES	12,882,572.19	12,882,572.19					
TOTAL	1,023,712,502.48	1,029,618,570.61					

**STANISLAUS COUNTY TREASURY POOL
ASSET DISTRIBUTION
MARCH 31, 2010**



**STANISLAUS COUNTY TREASURY POOL
MATURITY DISTRIBUTION
MARCH 31, 2010**



STANISLAUS COUNTY
INTEREST ON INVESTMENTS
MONTH: MARCH 2010

DATE	90110/10 CERTIFICATE OF DEPOSIT	90115 COMMERCIAL PAPER	90120 BANKERS ACCEPTANC	90125 MANAGED FUNDS	90130/31 AGENCIES COUP./DISC.	90132/33 TREASURIES COUP./DISC.	90135 REPO AGREEMENT	90140 MED. TERM NOTES	90160 CALIF REG WARRANTS	SYMPRO TOTAL	ORACLE DEPOSITS	VAR.
1					2,766.67		87.52			2,854.19	2,854.19	0.00
2							95.56			95.56	95.56	0.00
3							78.90			78.90	78.90	0.00
4							71.12			71.12	71.12	0.00
5							60.01			60.01	60.01	0.00
6										0.00	0.00	0.00
7										0.00	0.00	0.00
8							212.54			212.54	212.54	0.00
9							41.68			41.68	41.68	0.00
10							20.43			20.43	20.43	0.00
11						32,830.56	13.62			32,844.18	32,844.18	0.00
12							47.65			47.65	47.65	0.00
13										0.00	0.00	0.00
14										0.00	0.00	0.00
15					69,552.78		143.37			69,696.15	69,696.15	0.00
16							83.63			83.63	83.63	0.00
17										0.00	0.00	0.00
18										0.00	0.00	0.00
19										0.00	0.00	0.00
20										0.00	0.00	0.00
21										0.00	0.00	0.00
22					5,000.00					5,000.00	5,000.00	0.00
23										0.00	0.00	0.00
24										0.00	0.00	0.00
25					579,375.00					579,375.00	579,375.00	0.00
26										0.00	0.00	0.00
27										0.00	0.00	0.00
28										0.00	0.00	0.00
29					1,183,861.11		812.50			1,184,673.61	1,184,673.61	0.00
30							248.61			248.61	248.61	0.00
31					(30,443.27)	(713.75)	87.50	(31,296.54)		(62,366.06)	(62,366.06)	0.00
TOTAL	0.00	0.00	0.00	0.00	1,810,112.29	32,116.81	2,104.64	(31,296.54)	0.00	1,813,037.20	1,813,037.20	0.00



**Stanislaus County Pool 2009/10
Portfolio Management
Portfolio Summary
March 31, 2010**

Investments	Par Value	Market Value	Book Value	% of Portfolio	Term	Days to Maturity	YTM 360 Equiv.	YTM 365 Equiv.
Bankers Acceptances -Amortizing	138,957,000.00	138,849,538.60	138,874,040.15	13.73	158	89	0.223	0.226
Managed Pool Accounts	40,000,000.00	40,037,913.00	40,000,000.00	3.96	1	1	0.542	0.550
Federal Agency Coupon Securities	301,909,000.00	306,697,098.21	303,385,444.75	30.00	1,172	614	3.122	3.165
Federal Agency Disc. -Amortizing	200,000,000.00	199,927,000.00	199,911,190.28	19.77	163	69	0.180	0.183
Treasury Coupon Securities	100,000,000.00	100,442,500.00	100,432,370.55	9.93	707	552	1.413	1.433
Treasury Discounts -Amortizing	90,000,000.00	89,986,300.00	89,975,888.89	8.90	258	38	0.291	0.295
Rolling Repurchase Agreements	8,001,148.61	8,001,148.61	8,001,148.61	0.79	1	1	0.020	0.020
Medium Term Notes	130,000,000.00	132,794,500.00	130,566,306.98	12.91	990	600	2.032	2.060
Investments	1,008,867,148.61	1,016,735,998.42	1,011,146,390.21	100.00%	627	346	1.453	1.473

Total Earnings	March 31 Month Ending	Fiscal Year To Date
Current Year	1,264,032.15	12,041,579.71
Average Daily Balance	970,302,929.05	995,443,874.19
Effective Rate of Return	1.53%	1.61%

Market Values have been reconciled to Union Bank of California Custody Statement and differ only by the amount of Accrued Interest at Purchase which has not been received. This figure can be found on the Investment Status Report.

Gordon B. Ford, Treasurer/Tax Collector

**Stanislaus County Pool 2009/10
Portfolio Management
Portfolio Details - Investments
March 31, 2010**

CUSIP	Investment #	Issuer	Average Balance	Purchase Date	Par Value	Market Value	Book Value	Stated Rate	YTM 360	YTM 365	Days to Maturity	Maturity Date
Bankers Acceptances -Amortizing												
4662C1D12	3029	JP Morgan Chase Bank		01/06/2010	10,000,000.00	10,000,000.00	10,000,000.00	0.120	0.120	0.122	0	04/01/2010
06422TD59	2998	Bank of America		10/08/2009	10,000,000.00	9,999,800.00	9,999,666.67	0.300	0.300	0.305	4	04/05/2010
4662C1DL8	3037	JP Morgan Chase Bank		01/22/2010	10,000,000.00	9,998,800.00	9,999,472.22	0.100	0.100	0.101	19	04/20/2010
06422TE33	3008	Bank of America		11/06/2009	7,957,000.00	7,955,408.60	7,955,019.59	0.280	0.280	0.284	32	05/03/2010
06422TEQ2	3023	Bank of America		12/11/2009	6,000,000.00	5,997,780.00	5,998,056.67	0.220	0.220	0.223	53	05/24/2010
06422TFE8	3036	Bank of America		01/15/2010	20,000,000.00	19,989,400.00	19,992,188.89	0.190	0.190	0.193	74	06/14/2010
06422TFU2	3030	Bank of America		01/12/2010	20,000,000.00	19,987,200.00	19,990,222.22	0.200	0.200	0.203	88	06/28/2010
06422TH97	3040	Bank of America		02/17/2010	15,000,000.00	14,982,150.00	14,986,458.34	0.250	0.250	0.254	130	08/09/2010
9297M1HQ2	3043	Wachovia Bank		02/26/2010	20,000,000.00	19,973,400.00	19,980,666.66		0.240	0.244	145	08/24/2010
06422TJL8	3046	Bank of America		03/25/2010	20,000,000.00	19,965,600.00	19,972,288.89	0.290	0.294	0.299	172	09/20/2010
Subtotal and Average			123,401,056.32		138,957,000.00	138,849,538.60	138,874,040.15		0.223	0.226	89	
Managed Pool Accounts												
SYS61	61	Local Agency Investment Fund			40,000,000.00	40,037,913.00	40,000,000.00	0.550	0.542	0.550	1	
Subtotal and Average			40,000,000.00		40,000,000.00	40,037,913.00	40,000,000.00		0.542	0.550	1	
Federal Agency Coupon Securities												
3133XMA50	2662	Federal Home Loan Bank		08/30/2007	25,000,000.00	25,281,250.00	25,000,000.00	4.780	4.717	4.782	90	06/30/2010
31331Y3L2	2726	Federal Farm Credit Bank		07/15/2008	25,000,000.00	25,211,000.00	25,000,000.00	3.200	3.156	3.200	105	07/15/2010
3128X5ST6	2631	Federal Home Loan Mortgage Co		12/13/2006	25,000,000.00	25,521,750.00	25,000,000.00	4.650	4.588	4.652	180	09/28/2010
3136F8BL8	2635	Federal National Mortgage Asso		12/19/2006	25,000,000.00	25,531,250.00	25,000,000.00	4.660	4.598	4.662	180	09/28/2010
31331YDG2	2675	Federal Farm Credit Bank		11/08/2007	25,000,000.00	25,562,500.00	25,000,000.00	4.300	4.241	4.300	221	11/08/2010
31331YGP9	2768	Federal Farm Credit Bank		12/05/2007	25,000,000.00	25,531,250.00	24,987,251.39	3.750	3.778	3.830	249	12/06/2010
31331YZ86	2733	Federal Farm Credit Bank		06/25/2008	25,000,000.00	26,062,500.00	24,998,784.21	3.875	3.827	3.880	511	08/25/2011
31398AZN5	3041	Federal National Mortgage Asso		02/24/2010	20,000,000.00	20,018,800.00	20,120,955.56	1.000	0.773	0.784	601	11/23/2011
3133XWKE8	3035	Federal Home Loan Bank		01/15/2010	25,000,000.00	25,062,500.00	25,000,000.00	1.500	1.479	1.500	851	07/30/2012
3133XWYX1	3039	Federal Home Loan Bank		02/12/2010	20,000,000.00	19,887,600.00	20,000,000.00	1.875	1.849	1.875	1,229	08/12/2013
3133XSAE8	3016	Federal Home Loan Bank		11/25/2009	15,000,000.00	15,843,750.00	15,918,884.39	3.625	1.907	1.933	1,296	10/18/2013
3133XWKV0	3038	Federal Home Loan Bank		01/25/2010	20,000,000.00	20,043,800.00	20,093,656.15	2.375	2.220	2.251	1,443	03/14/2014
31331GTJ8	3015	Federal Farm Credit Bank		11/19/2009	6,909,000.00	6,975,948.21	7,026,919.63	2.625	2.209	2.240	1,477	04/17/2014
3137EACB3	3014	Freddie Mac		11/19/2009	20,000,000.00	20,163,200.00	20,238,993.42	2.500	2.203	2.233	1,483	04/23/2014
Subtotal and Average			322,765,248.86		301,909,000.00	306,697,098.21	303,385,444.75		3.122	3.165	614	
Federal Agency Disc. -Amortizing												
313397UZ2	3021	Freddie Mac		12/08/2009	20,000,000.00	20,000,000.00	20,000,000.00	0.110	0.110	0.112	0	04/01/2010
313397WA5	2995	Freddie Mac		09/30/2009	25,000,000.00	25,000,000.00	24,996,527.78	0.200	0.203	0.205	25	04/26/2010

Portfolio POOL
AC
PM (PRF_PM2) 7.2.5

Stanislaus County Pool 2009/10
Portfolio Management
Portfolio Details - Investments
March 31, 2010

CUSIP	Investment #	Issuer	Average Balance	Purchase Date	Par Value	Market Value	Book Value	Stated Rate	YTM 360	YTM 365	Days to Maturity	Maturity Date
Federal Agency Disc. -Amortizing												
313397WD9	3027	Freddie Mac		01/04/2010	20,000,000.00	20,000,000.00	19,998,133.33	0.120	0.120	0.122	28	04/29/2010
313589WH2	3028	Federal National Mortgage Asso		01/04/2010	20,000,000.00	19,998,000.00	19,997,688.89	0.130	0.130	0.132	32	05/03/2010
313397WT4	3026	Freddie Mac		12/23/2009	20,000,000.00	19,998,000.00	19,996,500.00	0.150	0.150	0.152	42	05/13/2010
313397WU1	3025	Freddie Mac		12/23/2009	10,000,000.00	9,999,000.00	9,998,327.78	0.140	0.140	0.142	43	05/14/2010
313397XG1	3006	Freddie Mac		10/30/2009	20,000,000.00	19,998,000.00	19,994,194.44	0.190	0.192	0.195	55	05/26/2010
313589XP3	3022	Federal National Mortgage Asso		12/09/2009	20,000,000.00	19,996,000.00	19,994,488.89	0.160	0.160	0.162	62	06/02/2010
313385F27	3050	Federal Home Loan Bank		03/31/2010	20,000,000.00	19,978,000.00	19,980,322.22	0.220	0.223	0.226	161	09/09/2010
313589M26	3048	Federal National Mortgage Asso		03/26/2010	25,000,000.00	24,960,000.00	24,955,006.95	0.310	0.315	0.319	209	10/27/2010
Subtotal and Average			196,567,638.40		200,000,000.00	199,927,000.00	199,911,190.28		0.180	0.183	69	
Treasury Coupon Securities												
912828JF8	2729	U S Treasury Securities		07/31/2008	25,000,000.00	25,213,000.00	24,994,397.49	2.750	2.781	2.820	121	07/31/2010
912828LT5	3047	U S Treasury Securities		03/26/2010	25,000,000.00	25,087,000.00	25,180,209.32	1.000	0.788	0.799	578	10/31/2011
912828MU1	3049	U S Treasury Securities		03/31/2010	25,000,000.00	24,988,250.00	24,972,694.23	1.000	1.041	1.055	730	03/31/2012
912828KP4	3045	U S Treasury Securities		03/24/2010	25,000,000.00	25,154,250.00	25,285,069.51	1.375	1.051	1.065	775	05/15/2012
Subtotal and Average			37,198,235.53		100,000,000.00	100,442,500.00	100,432,370.55		1.413	1.433	552	
Treasury Discounts -Amortizing												
912795U33	2815	U S Treasury Securities		05/19/2009	20,000,000.00	19,999,600.00	19,998,250.00	0.450	0.458	0.465	7	04/08/2010
912795UN9	3003	U S Treasury Securities		10/22/2009	20,000,000.00	19,998,200.00	19,998,133.33	0.160	0.160	0.162	21	04/22/2010
912795U41	2896	U S Treasury Securities		07/31/2009	20,000,000.00	19,997,200.00	19,993,583.33	0.330	0.336	0.341	35	05/06/2010
912795UT6	2997	U S Treasury Securities		10/05/2009	20,000,000.00	19,994,400.00	19,991,055.56	0.230	0.233	0.236	70	06/10/2010
912795UU3	2996	U S Treasury Securities		10/05/2009	10,000,000.00	9,996,900.00	9,994,866.67	0.240	0.243	0.247	77	06/17/2010
Subtotal and Average			96,416,538.08		90,000,000.00	89,986,300.00	89,975,888.89		0.291	0.295	38	
Rolling Repurchase Agreements												
SYS2524	2524	Citigroup Global Markets Tri-P		12/02/2005	0.00	0.00	0.00	0.010	0.010	0.010	1	
SYS1766	1766	UBS Tri-Party Repo		07/26/2002	8,001,148.61	8,001,148.61	8,001,148.61	0.020	0.020	0.020	1	
Subtotal and Average			23,373,266.19		8,001,148.61	8,001,148.61	8,001,148.61		0.020	0.020	1	
Medium Term Notes												
06052AAA9	2781	Bank of America - FDIC Insured		01/05/2009	20,000,000.00	20,183,400.00	20,029,974.58	1.700	1.470	1.490	266	12/23/2010
36967HAG2	2798	GE Capital Corp - FDIC Insured		03/05/2009	20,000,000.00	20,191,400.00	20,044,491.22	1.625	1.312	1.330	281	01/07/2011
36967HAD9	2814	GE Capital Corp - FDIC Insured		04/28/2009	20,000,000.00	20,667,800.00	20,445,952.82	3.000	1.623	1.645	617	12/09/2011
949744AA4	2772	Wells Fargo Bank - FDIC Insured		12/10/2008	30,000,000.00	30,976,500.00	29,980,221.69	3.000	3.000	3.041	617	12/09/2011

**Stanislaus County Pool 2009/10
Portfolio Management
Portfolio Details - Investments
March 31, 2010**

CUSIP	Investment #	Issuer	Average Balance	Purchase Date	Par Value	Market Value	Book Value	Stated Rate	YTM 360	YTM 365	Days to Maturity	Maturity Date
Medium Term Notes												
06050BAJ0	2787	Bank of America - FDIC Insured		03/12/2009	20,000,000.00	20,490,800.00	20,000,000.00	2.375	2.343	2.376	813	06/22/2012
481247AM6	2860	JP Morgan Chase Bank - FDIC Insured		07/20/2009	20,000,000.00	20,284,600.00	20,065,666.67	2.125	1.971	1.999	1,000	12/26/2012
Subtotal and Average			130,580,945.68		130,000,000.00	132,794,500.00	130,566,306.98		2.032	2.060	600	
Total and Average			970,302,929.05		1,008,867,148.61	1,016,735,998.42	1,011,146,390.21		1.453	1.473	346	

**Stanislaus County Pool 2009/10
 Portfolio Management
 Portfolio Details - Cash
 March 31, 2010**

CUSIP	Investment #	Issuer	Average Balance	Purchase Date	Par Value	Market Value	Book Value	Stated Rate	YTM 360	YTM 365	Days to Maturity
Average Balance			0.00								0
Total Cash and Investments			970,302,929.05		1,008,867,148.61	1,016,735,998.42	1,011,146,390.21		1.453	1.473	346

**Stanislaus County Pool 2009/10
Portfolio Management
Activity By Type
March 1, 2010 through March 31, 2010**

CUSIP	Investment #	Issuer	Stated Rate	Transaction Date	Purchases or Deposits	Redemptions or Withdrawals	Balance
Bankers Acceptances -Amortizing							
06422TJL8	3046	Bank of America	0.290	03/25/2010	19,971,161.11	0.00	
Subtotal					19,971,161.11	0.00	138,874,040.15
Managed Pool Accounts (Monthly Summary)							
Subtotal							40,000,000.00
Federal Agency Coupon Securities							
3128X5SS8	2634	Federal Home Loan Mortgage Co	4.635	03/25/2010	0.00	25,000,000.00	
Subtotal					0.00	25,000,000.00	303,385,444.75
Federal Agency Disc. -Amortizing							
313385TS5	3020	Federal Home Loan Bank	0.060	03/01/2010	0.00	20,000,000.00	
313385UP9	3024	Federal Home Loan Bank	0.100	03/22/2010	0.00	20,000,000.00	
313385F27	3050	Federal Home Loan Bank	0.220	03/31/2010	19,980,200.00	0.00	
313589UG6	3011	Federal National Mortgage Asso	0.140	03/15/2010	0.00	10,000,000.00	
313589M26	3048	Federal National Mortgage Asso	0.310	03/26/2010	24,953,715.28	0.00	
313397UW9	2994	Freddie Mac	0.200	03/29/2010	0.00	20,000,000.00	
Subtotal					44,933,915.28	70,000,000.00	199,911,190.28
Treasury Coupon Securities							
912828KP4	3045	U S Treasury Securities	1.375	03/24/2010	25,164,062.50	0.00	
912828LT5	3047	U S Treasury Securities	1.000	03/26/2010	25,080,078.13	0.00	
912828MU1	3049	U S Treasury Securities	1.000	03/31/2010	24,972,656.25	0.00	
Subtotal					75,216,796.88	0.00	100,432,370.55
Treasury Discounts -Amortizing							
912795T68	2895	U S Treasury Securities	0.265	03/11/2010	0.00	20,000,000.00	
Subtotal					0.00	20,000,000.00	89,975,888.89
Rolling Repurchase Agreements							
SYS1766	1766	UBS Tri-Party Repo	0.020		129,002,104.64	142,004,990.89	
Subtotal					129,002,104.64	142,004,990.89	8,001,148.61
Medium Term Notes							
Subtotal							130,566,306.98

**Stanislaus County Pool 2009/10
Portfolio Management
Activity By Type
March 1, 2010 through March 31, 2010**

CUSIP	Investment #	Issuer	Stated Rate	Transaction Date	Purchases or Deposits	Redemptions or Withdrawals	Balance
		Total			269,123,977.91	257,004,990.89	1,011,146,390.21

**Stanislaus County Pool 2009/10
Portfolio Management
Activity Summary
March 2009 through March 2010**

Month End	Year	Number of Securities	Total Invested	Yield to Maturity 360 Equiv.	Yield to Maturity 365 Equiv.	Managed Pool Rate	Number of Investments Purchased	Number of Investments Redeemed	Average Term	Average Days to Maturity
March	2009	49	1,071,381,358.28	2.384	2.417	1.910	12	12	541	264
April	2009	60	1,143,554,528.59	2.098	2.127	1.510	16	5	532	265
May	2009	60	1,124,860,286.06	1.942	1.969	1.510	5	5	518	252
June	2009	58	1,018,961,090.32	1.847	1.873	1.510	2	4	511	250
July	2009	140	1,054,703,717.57	1.696	1.720	0.900	88	6	510	254
August	2009	193	981,106,832.01	1.750	1.775	0.900	59	7	540	254
September	2009	47	955,112,477.03	1.735	1.760	0.900	2	148	546	242
October	2009	49	955,118,206.51	1.594	1.616	0.750	9	7	532	239
November	2009	51	971,440,480.40	1.605	1.628	0.630	8	6	572	280
December	2009	56	1,007,397,160.19	1.391	1.410	0.590	10	5	529	257
January	2010	55	1,068,502,347.87	1.382	1.401	0.590	8	9	547	276
February	2010	52	998,817,294.30	1.510	1.531	0.540	4	7	612	313
March	2010	52	1,011,146,390.21	1.453	1.473	0.550	6	6	627	346
Average		71	1,027,854,013.03	1.722%	1.746%	.984%	18	17	547	269

**Stanislaus County Pool 2009/10
Portfolio Management
Distribution of Investments By Type
March 2009 through March 2010**

Security Type	March 2009	April 2009	May 2009	June 2009	July 2009	August 2009	September 2009	October 2009	November 2009	December 2009	January 2010	February 2010	March 2010	Average by Period
Certificates of Deposit - Bank														
Negotiable CDs														
Commercial Paper Disc. -Amortizing	1.4	3.1	4.9	5.4	3.8	3.1								1.7%
Bankers Acceptances -Amortizing	6.2	5.1	5.2	5.8	6.8	6.6	3.6	4.7	6.5	8.3	9.9	11.9	13.7	7.3%
Managed Pool Accounts	3.7	3.5	3.6	3.9	3.8	3.9	4.2	4.2	4.1	4.0	3.7	4.0	4.0	3.9%
Federal Agency Coupon Securities	30.3	28.4	28.9	27.0	26.1	28.0	28.8	26.2	30.2	24.2	27.0	32.9	30.0	28.3%
Federal Agency Disc. -Amortizing	30.7	34.0	25.7	25.0	20.8	23.9	24.1	25.6	20.6	27.3	25.7	22.5	19.8	25.1%
Treasury Coupon Securities	4.2	3.9	2.2	2.5	2.4	2.6	2.6	2.6	2.6	2.5	2.3	2.5	9.9	3.3%
Treasury Discounts -Amortizing	10.2	12.2	16.0	19.6	20.4	18.3	18.8	23.0	20.6	16.9	13.1	11.0	8.9	16.1%
Rolling Repurchase Agreements	4.3		3.6		3.5		4.2		2.1		4.1	2.1	0.8	1.9%
Repurchase Agreements - Term										4.0	1.9			0.5%
Medium Term Notes	8.9	9.7	9.9	10.9	12.4	13.3	13.7	13.7	13.5	13.0	12.2	13.1	12.9	12.1%
California Registered Warrants					0.1	0.3								

**Stanislaus County Pool 2009/10
Portfolio Management
Interest Earnings Summary
March 31, 2010**

	March 31 Month Ending	Fiscal Year To Date
CD/Coupon/Discount Investments:		
Interest Collected	1,831,527.78	10,676,894.44
Plus Accrued Interest at End of Period	3,312,934.98	3,312,934.97
Less Accrued Interest at Beginning of Period	(3,688,016.68)	(2,654,788.74)
Less Accrued Interest at Purchase During Period	(223,325.28)	(434,081.70)
Interest Earned during Period	1,233,120.80	10,900,958.97
Adjusted by Premiums and Discounts	10,533.61	910,280.06
Adjusted by Capital Gains or Losses	0.00	0.00
Earnings during Periods	1,243,654.41	11,811,239.03
Pass Through Securities:		
Interest Collected	0.00	0.00
Plus Accrued Interest at End of Period	0.00	0.00
Less Accrued Interest at Beginning of Period	(0.00)	(0.00)
Less Accrued Interest at Purchase During Period	(0.00)	(0.00)
Interest Earned during Period	0.00	0.00
Adjusted by Premiums and Discounts	0.00	0.00
Adjusted by Capital Gains or Losses	0.00	0.00
Earnings during Periods	0.00	0.00
Cash/Checking Accounts:		
Interest Collected	2,104.64	324,379.65
Plus Accrued Interest at End of Period	57,723.04	57,723.04
Less Accrued Interest at Beginning of Period	(39,449.94)	(151,762.01)
Interest Earned during Period	20,377.74	230,340.68
Total Interest Earned during Period	1,253,498.54	11,131,299.65
Total Adjustments from Premiums and Discounts	10,533.61	910,280.06
Total Capital Gains or Losses	0.00	0.00
Total Earnings during Period	1,264,032.15	12,041,579.71