

THE BOARD OF SUPERVISORS OF THE COUNTY OF STANISLAUS
ACTION AGENDA SUMMARY

DEPT: Clerk Recorder - Elections Division

BOARD AGENDA # A-5

Urgent

Routine

AGENDA DATE November 24, 2009

CEO Concurs with Recommendation YES NO
(Information Attached)

4/5 Vote Required YES NO

SUBJECT:

Acceptance of the Clerk-Recorder's Certified Statement of the Results of the Consolidated District Election Held Tuesday, November 3, 2009, and Declare the Results

STAFF RECOMMENDATIONS:

1. Accept the Clerk-Recorder's Certified Statement of the Results of the Consolidated District Election held Tuesday, November 3, 2009.
2. Declare the results of the election pursuant to the Clerk-Recorder's Certified Statement of Vote.

FISCAL IMPACT:

There is no fiscal impact associated with this item.

BOARD ACTION AS FOLLOWS:

No. 2009-789

On motion of Supervisor Monteith, Seconded by Supervisor Grover

and approved by the following vote,

Ayes: Supervisors: O'Brien, Chiesa, Grover, Monteith, and Chairman DeMartini

Noes: Supervisors: None

Excused or Absent: Supervisors: None

Abstaining: Supervisor: None


1) X Approved as recommended

2) _____ Denied

3) _____ Approved as amended

4) _____ Other:

MOTION:



ATTEST: CHRISTINE FERRARO TALLMAN, Clerk

File No.

SUBJECT: Acceptance of the Clerk-Recorder's Certified Statement of the Results of the Consolidated District Election Held Tuesday, November 3, 2009, and Declare the Results

Page 2

DISCUSSION: Pursuant to California Elections Code 15372, "The election official shall prepare a certified statement of the results of the election and submit it to the governing body..."

This consolidated District Election was comprised of 34 races, four of which were shared districts with another county. Stanislaus County shared two overlapping districts with San Joaquin County, the Oakdale Joint Unified School District and the Oakdale Irrigation District – Division 2. Both of these races were conducted by Stanislaus County on behalf of San Joaquin County and the certified tallies of results are included with this Certified Statement of the Results of the Consolidated District Election.

Certified results conducted by and received from Merced County of its canvass of two overlapping districts, the Turlock Unified School District and the Turlock Irrigation District – Division 5 are also included with this Certified Statement of the Results of the Consolidated District Election.

In each of the four shared overlapping districts the total votes from each county must be combined to establish the total number of votes received by candidates in those races.

POLICY ISSUE: Pursuant to Election Code 15400, "The governing body shall declare elected or nominated to each office voted on at each election under its jurisdiction, the person having the highest number of votes for that office, or who was elected or nominated under the exceptions noted in section 15452. The governing board shall also declare the results of each election under its jurisdiction as to each measure voted on at the election."

STAFFING IMPACT: There is no staffing impact associated with this item.

NOTE:



STATEMENT OF THE VOTE

FOR

STANISLAUS COUNTY

STATE OF CALIFORNIA

-CAST AT THE-

CONSOLIDATED DISTRICT ELECTION

-HELD-

TUESDAY, NOVEMBER 3, 2009

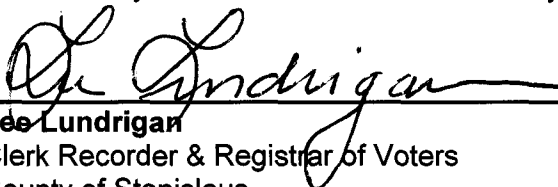
STATE OF CALIFORNIA


COUNTY OF STANISLAUS

} **ss.**

I, LEE LUNDRIGAN, Clerk Recorder & Registrar of Voters, of the above named county, in accordance with the provisions of Section 15301 of the California Elections Code, do hereby certify that the within is a true and correct statement of result of the votes cast in this county at the Consolidated District Election as determined by the official canvass of the returns of said election.

Witness my hand and seal, this 16th day of November 2009.


Lee Lundrigan
Clerk Recorder & Registrar of Voters
County of Stanislaus
State of California



County Seal



**OFFICE OF COUNTY CLERK-RECORDER
& REGISTRAR OF VOTERS
ELECTIONS DIVISION**

**LEE LUNDRIGAN
Clerk-Recorder, Registrar of Voters &
Commissioner of Civil Marriage**

Elections: 1021 "I" Street, Suite 101, Modesto, CA 95354
Telephone: 209.525.5200
Facsimile: 209.525.5802

CERTIFICATION OF ELECTIONS OFFICIAL


STATE OF CALIFORNIA

COUNTY OF STANISLAUS

} ss.

Pursuant to the statewide voter registration list requirements set forth in the Help America Vote Act of 2002 (HAVA) (Pub. L. No. 107-252 (2002) 116 Stat. 1666, 42 U.S.C. § 15483), I, Lee Lundrigan, Registrar of Voters for the County of Stanislaus, State of California, hereby certify that I complied with all provisions of Chapter 2 of Division 7 of Title 2 of the California Code of Regulations for the Consolidated District Election held on the 3rd day of November 2009 in the County of Stanislaus, State of California, and all elections consolidated therewith.

I hereby set my hand and official seal this 16th day of November 2009 at the County of Stanislaus.



County Seal

Lee Lundrigan
Clerk Recorder & Registrar of Voters
County of Stanislaus
State of California

Summary of Districts Involved with the
Consolidated District Election of November 3, 2009

CERES UNIFIED SCHOOL DISTRICT
CERES UNIFIED SCHOOL DISTRICT – District 3
CERES UNIFIED SCHOOL DISTRICT – District 5
DENAIR UNIFIED SCHOOL DISTRICT
HUGHSON UNIFIED SCHOOL DISTRICT
NEWMAN-CROWS LANDING UNIFIED SCHOOL DISTRICT
RIVERBANK UNIFIED SCHOOL DISTRICT
TURLOCK UNIFIED SCHOOL DISTRICT
WATERFORD UNIFIED SCHOOL DISTRICT
OAKDALE JOINT UNIFIED SCHOOL DISTRICT
MODESTO CITY SCHOOL DISTRICT
CHATOM UNION SCHOOL DISTRICT
EMPIRE UNION SCHOOL DISTRICT
GRATTON SCHOOL DISTRICT
KEYES UNION SCHOOL DISTRICT
SALIDA UNION SCHOOL DISTRICT
SYLVAN UNION SCHOOL DISTRICT
CITY OF RIVERBANK – Mayor (Special Election)
CITY OF CERES – City Council
CITY OF MODESTO – City Council District 2
CITY OF MODESTO – City Council District 4
CITY OF MODESTO – City Council District 5
HUGHSON FIRE PROTECTION DISTRICT
MODESTO IRRIGATION DISTRICT – Division 2
MODESTO IRRIGATION DISTRICT – Division 3
MODESTO IRRIGATION DISTRICT – Division 4
OAKDALE IRRIGATION DISTRICT – Division 2
TURLOCK IRRIGATION DISTRICT – Division 3
TURLOCK IRRIGATION DISTRICT – Division 5
MEASURE A – City of Modesto Sewer Advisory
MEASURE B – City of Modesto Sewer Advisory
MEASURE C – City of Modesto Sewer Advisory
MEASURE D – City of Modesto Sewer Advisory
MEASURE E – City of Modesto Sewer Advisory
MERCED COUNTY RESULT FOR TURLOCK UNIFIED SCHOOL DISTRICT
MERCED COUNTY RESULT FOR TURLOCK IRRIGATION DISTRICT – Division 5
SAN JOAQUIN COUNTY VOTE TALLY FOR OAKDALE JOINT UNIFIED SCHOOL DISTRICT
SAN JOAQUIN COUNTY VOTE TALLY FOR OAKDALE IRRIGATION DISTRICT – Division 2

	TOTAL VOTES	%	ELECTION DAY MAIL	PRECINCT	VOTE BY MAIL
PRECINCTS COUNTED (OF 412)	412	100.00			
REGISTERED VOTERS - TOTAL	209,110				
BALLOTS CAST - TOTAL	47,587		8,700	3,197	35,690
VOTER TURNOUT - TOTAL		22.76			
Governing Board Member - At Large CERES UNIFIED					
Vote for no more than 1					
(WITH 43 OF 43 PRECINCTS COUNTED)					
BRIAN KLINE	1,392	41.00	275	97	1,020
BETTY SUE DAVIS	1,949	57.41	364	139	1,446
WRITE-IN	54	1.59	11	4	39
Over Votes	6		1	0	5
Under Votes	192		37	2	153
Governing Board Member - District 3					
CERES USD TRUSTEE AREA 3					
Vote for no more than 1					
(WITH 14 OF 14 PRECINCTS COUNTED)					
TERESA GUERRERO	255	33.29	31	24	200
VALLI WIGT	507	66.19	81	62	364
WRITE-IN	4	.52	1	1	2
Over Votes	1		0	0	1
Under Votes	41		4	6	31
Governing Board Member - District 5					
CERES USD TRUSTEE AREA 5					
Vote for no more than 1					
(WITH 7 OF 7 PRECINCTS COUNTED)					
LOURDES PEREZ	400	66.01	83	13	304
EDGAR ROMO	201	33.17	38	5	158
WRITE-IN	5	.83	2	1	2
Over Votes	0		0	0	0
Under Votes	19		5	0	14
Governing Board Member DENAIR UNIFIED					
Vote for no more than 2					
(WITH 11 OF 11 PRECINCTS COUNTED)					
ROBERT HODGES	429	23.37	68	97	264
DENISE M. HURD	238	12.96	47	28	163
NORMA M. CORDOVA	222	12.09	31	50	141
LOUISA ALLEN	415	22.60	64	60	291
ERIC ANDERSEN	211	11.49	30	24	157
RAY PROCK JR.	317	17.27	46	77	194
WRITE-IN	4	.22	4	0	0
Over Votes	4		0	0	4
Under Votes	192		22	30	140

	TOTAL VOTES	%	ELECTION DAY	MAIL PRECINCT	VOTE BY MAIL
Governing Board Member HUGHSON UNIFIED SCHOOL					
Vote for no more than 3					
(WITH 13 OF 13 PRECINCTS COUNTED)					
RANDALL L. HECKMAN	950	29.00	120	183	647
CINDY CUNNINGHAM-GIPP	980	29.91	124	181	675
RICK APPLGATE.	799	24.39	103	159	537
ERIK M. LEE.	535	16.33	65	92	378
WRITE-IN.	12	.37	5	0	7
Over Votes	3		0	0	3
Under Votes	792		126	177	489

Governing Board Member NEWMAN CROWS LANDING UNIFIED					
Vote for no more than 2					
(WITH 13 OF 13 PRECINCTS COUNTED)					
OLIVIA GONZALEZ	221	9.85	46	55	120
RICHARD "COACH" GAYTAN	122	5.44	22	24	76
BARBARA ALEXANDER.	238	10.61	43	46	149
PAUL WALLACE	547	24.38	163	109	275
DEREK SOLANO	304	13.55	68	66	170
MICHELLE MCCULLOUGH	105	4.68	20	19	66
KERRY MCWILLIAMS	701	31.24	212	145	344
WRITE-IN.	6	.27	1	0	5
Over Votes	10		0	4	6
Under Votes	258		47	56	155

Governing Board Member RIVERBANK UNIFIED SCHOOL					
Vote for no more than 3					
(WITH 13 OF 13 PRECINCTS COUNTED)					
EGIDIO "JEEP" OLIVEIRA	755	23.14	223	20	512
RON PETERSON	1,013	31.05	259	29	725
COHEN BLOUNT	581	17.81	141	10	430
ELIZABETH MEZA.	898	27.52	269	20	609
WRITE-IN.	16	.49	3	0	13
Over Votes	3		0	0	3
Under Votes	1,573		515	38	1,020

Governing Board Member TURLOCK UNIFIED SCHOOL DISTRICT					
Vote for no more than 3					
(WITH 65 OF 65 PRECINCTS COUNTED)					
LORI CRIVELLI	2,625	16.10	379	301	1,945
BOB WEAVER	3,547	21.76	559	293	2,695
FELICA D. RENSHAW.	2,270	13.92	411	122	1,737
TIMM LAVELLE	2,326	14.27	411	154	1,761
JOSH BERNARD	3,389	20.79	482	351	2,556
TAMI MUNIZ	2,090	12.82	369	128	1,593
WRITE-IN.	55	.34	15	6	34
Over Votes	33		6	0	27
Under Votes	3,507		599	460	2,448

	TOTAL VOTES	%	ELECTION DAY	MAIL PRECINCT	VOTE BY MAIL
Governing Board Member WATERFORD UNIFIED SCHOOL					
Vote for no more than 3					
(WITH 6 OF 6 PRECINCTS COUNTED)					
SHEILA COLLINS.	497	20.21	119	0	378
ELISA GODOY.	237	9.64	61	0	176
JIM WEAVER .	476	19.36	109	0	367
BARBARA LITTLE.	309	12.57	69	0	240
SHIRLEY VILLARREAL .	279	11.35	76	0	203
TIMOTHY L. BOMGARDNER .	655	26.64	146	0	509
WRITE-IN.	6	.24	2	0	4
Over Votes .	9		0	0	9
Under Votes .	496		138	0	358

Governing Board Member Area 2 OAKDALE JOINT UNIFIED					
Vote for no more than 3					
(WITH 27 OF 27 PRECINCTS COUNTED)					
MIKE HOUSE .	2,528	25.43	329	67	2,132
DIANE GILBERT .	2,621	26.36	297	76	2,248
WILLIAM W. DYER .	2,439	24.53	306	62	2,071
RICK W. JONES .	2,307	23.20	301	47	1,959
WRITE-IN.	47	.47	3	0	44
Over Votes .	9		0	0	9
Under Votes .	2,693		315	75	2,303

Governing Board Member MODESTO HIGH SCHOOL					
Vote for no more than 4					
(WITH 221 OF 221 PRECINCTS COUNTED)					
STEVE COLLINS .	8,349	9.58	1,420	431	6,498
NANCY CLINE.	10,491	12.04	1,937	674	7,880
SUE ZWAHLEN.	14,665	16.84	2,762	817	11,086
SOLANGE G. ALTMAN.	9,456	10.86	1,806	476	7,174
BELINDA ROLICHECK.	5,443	6.25	968	302	4,173
RUBEN A. VILLALOBOS .	11,111	12.76	2,205	548	8,358
JOSHUA VANDER VEEN .	6,581	7.56	1,250	389	4,942
JIM STANDART .	9,108	10.46	1,660	548	6,900
CINDY MARKS.	11,744	13.48	2,126	735	8,883
WRITE-IN.	159	.18	28	10	121
Over Votes .	444		20	12	412
Under Votes .	20,193		4,058	1,030	15,105

Governing Board Member CHATOM ELEMENTARY					
Vote for no more than 3					
(WITH 9 OF 9 PRECINCTS COUNTED)					
ANTHONY AVILA .	306	23.83	47	147	112
KEVIN BLOUNT .	318	24.77	42	149	127
ROB SANTOS .	428	33.33	52	188	188
RODNEY "SKIP" E. MACHADO .	227	17.68	32	103	92
WRITE-IN.	5	.39	0	4	1
Over Votes .	0		0	0	0
Under Votes .	399		55	150	194

RUN DATE:11/16/09 01:09 PM

REPORT-EL45A PAGE 004

	TOTAL VOTES	%	ELECTION DAY MAIL	PRECINCT	VOTE BY MAIL
Governing Board Member EMPIRE ELEMENTARY					
Vote for no more than 3					
(WITH 23 OF 23 PRECINCTS COUNTED)					
NICK BAVARO.	1,052	23.16	214	5	833
DOUG BENTLEY	1,322	29.11	239	7	1,076
PATTY SHAFER	1,054	23.21	180	3	871
STACIE A. MORALES.	1,074	23.65	217	2	855
WRITE-IN.	40	.88	4	4	32
Over Votes	9		0	0	9
Under Votes	2,238		460	6	1,772

Governing Board Member GRATTON ELEMENTARY					
Vote for no more than 3					
(WITH 2 OF 2 PRECINCTS COUNTED)					
GEORGE TAVERNAS	83	18.69	0	83	0
TODD COBURN.	41	9.23	0	41	0
BECKY CARLIN	35	7.88	0	35	0
JOHN AMARAL.	22	4.95	0	22	0
JIM YARDY	89	20.05	0	89	0
KRISTIN JOHNS	63	14.19	0	63	0
YVETTE JENSEN	52	11.71	0	52	0
RUTH VILLARREAL	58	13.06	0	58	0
WRITE-IN.	1	.23	0	1	0
Over Votes	0		0	0	0
Under Votes	51		0	51	0

Governing Board Member KEYES ELEMENTARY					
Vote for no more than 3					
(WITH 6 OF 6 PRECINCTS COUNTED)					
ANTONIO AGUILAR	143	17.02	44	24	75
REMONA RAYBURN.	109	12.98	16	18	75
CHRISTOPHER REYNOLDS.	112	13.33	24	24	64
JEFF REED	145	17.26	32	26	87
CARLOS JIMENEZ.	86	10.24	17	25	44
JIMMY EMMONS SR	149	17.74	42	18	89
SOPHIA MUNOZ-JIMENEZ.	86	10.24	23	15	48
WRITE-IN.	10	1.19	1	9	0
Over Votes	0		0	0	0
Under Votes	228		77	36	115

Governing Board Member SALIDA UNION SCHOOL					
Vote for no more than 3					
(WITH 15 OF 15 PRECINCTS COUNTED)					
TORREN COLCORD.	496	16.48	107	3	386
IVAN WYETH II	695	23.10	153	5	537
CATIE L. ENGLEBRIGHT.	865	28.75	178	1	686
VIRGINIA L. BERRY.	938	31.17	219	3	716
WRITE-IN.	15	.50	5	0	10
Over Votes	6		0	0	6
Under Votes	1,509		316	6	1,187

RUN DATE:11/16/09 01:09 PM

REPORT-EL45A PAGE 005

	TOTAL VOTES	%	ELECTION DAY	MAIL PRECINCT	VOTE BY MAIL
Governing Board Member SYLVAN ELEMENTARY					
Vote for no more than 3					
(WITH 55 OF 55 PRECINCTS COUNTED)					
TERRIANN ZEEK	3,979	22.80	696	140	3,143
GEORGE RAWE.	4,777	27.37	865	166	3,746
CYNDI LINDSEY	4,873	27.92	847	171	3,855
ANN SIEGEL	3,754	21.51	664	133	2,957
WRITE-IN.	68	.39	7	3	58
Over Votes	27		3	0	24
Under Votes	8,988		1,766	257	6,965
Mayor CITY OF RIVERBANK					
Vote for no more than 1					
(WITH 17 OF 17 PRECINCTS COUNTED)					
RICHARD O'BRIEN	920	36.44	225	4	691
PAUL A. GUTIERREZ.	15	.59	3	0	12
DAVE WHITE	342	13.54	92	0	250
LARRY KING	60	2.38	11	0	49
MARK ENSLEY.	153	6.06	38	0	115
VIRGINIA MADUENO	1,030	40.79	325	1	704
WRITE-IN.	5	.20	3	0	2
Over Votes	6		0	0	6
Under Votes	7		1	0	6
Member, City Council CITY OF CERES					
Vote for no more than 2					
(WITH 29 OF 29 PRECINCTS COUNTED)					
MICHAEL "MIKE" KLINE.	1,221	26.09	283	19	919
KEN LANE.	1,521	32.50	297	37	1,187
CHRIS VIERRA	1,898	40.56	376	48	1,474
WRITE-IN.	40	.85	14	2	24
Over Votes	6		0	0	6
Under Votes	1,058		230	32	796
Member, District 2, City Council					
MODESTO CITY COUNCIL DISTRICT 2					
Vote for no more than 1					
(WITH 20 OF 20 PRECINCTS COUNTED)					
DAVE GEER	596	56.82	109	0	487
AL NAVA	448	42.71	87	0	361
WRITE-IN.	5	.48	0	0	5
Over Votes	4		0	0	4
Under Votes	96		15	0	81
Member, District 4, City Council					
MODESTO CITY COUNCIL DISTRICT 4					
Vote for no more than 1					
(WITH 31 OF 31 PRECINCTS COUNTED)					
JEFF PERINE.	1,227	32.04	218	23	986
ROBERT STANFORD	456	11.91	101	10	345
JOE MURATORE	2,135	55.74	431	63	1,641
WRITE-IN.	12	.31	4	0	8
Over Votes	5		1	0	4
Under Votes	186		45	0	141

	TOTAL VOTES	%	ELECTION DAY MAIL	PRECINCT	VOTE BY MAIL
Member, District 5, City Council					
MODESTO CITY COUNCIL DISTRICT 5					
Vote for no more than 1					
(WITH 24 OF 24 PRECINCTS COUNTED)					
JOE CATALINE	1,591	33.90	304	15	1,272
KRISTIN OLSEN	3,090	65.84	562	29	2,499
WRITE-IN.	12	.26	1	0	11
Over Votes	1		0	0	1
Under Votes	281		41	2	238
Director HUGHSON FIRE PROTECTION					
Vote for no more than 2					
(WITH 11 OF 11 PRECINCTS COUNTED)					
ROBERT "BOB" HEDRICK JR.	494	24.85	71	66	357
RAYMOND CAMAGNA	729	36.67	119	80	530
GUS VILLARREAL	762	38.33	109	95	558
WRITE-IN.	3	.15	1	0	2
Over Votes	2		0	0	2
Under Votes	308		46	51	211
Director, Division 2 MODESTO IRRIGATION DIST, DIV 2					
Vote for no more than 1					
(WITH 39 OF 39 PRECINCTS COUNTED)					
GLEN WILD	3,490	62.94	716	47	2,727
MIKE SERPA	2,032	36.65	458	39	1,535
WRITE-IN.	23	.41	3	1	19
Over Votes	6		2	0	4
Under Votes	308		61	6	241
Director, Division 3 MODESTO IRRIGATION DIST, DIV 3					
Vote for no more than 1					
(WITH 46 OF 46 PRECINCTS COUNTED)					
RICHARD L. HARRIMAN	2,804	39.12	514	113	2,177
TOM VAN GRONINGEN.	4,343	60.59	783	193	3,367
WRITE-IN.	21	.29	4	0	17
Over Votes	3		0	0	3
Under Votes	675		123	31	521
Director, Division 4 MODESTO IRRIGATION DIST, DIV 4					
Vote for no more than 1					
(WITH 41 OF 41 PRECINCTS COUNTED)					
PAUL WARDA	2,504	56.12	415	217	1,872
CALVIN "TED" DONHAM	1,245	27.90	221	100	924
BRAD JOHNSON	689	15.44	108	19	562
WRITE-IN.	24	.54	4	2	18
Over Votes	9		0	0	9
Under Votes	461		82	29	350

	TOTAL VOTES	%	ELECTION DAY	MAIL PRECINCT	VOTE BY MAIL
Director, Division 2 OAKDALE IRRIGATION DIST, DIV 2					
Vote for no more than 1					
(WITH 5 OF 5 PRECINCTS COUNTED)					
PATRICIA J. FOARD	295	50.34	26	36	233
HERMAN DOORNENBAL	291	49.66	52	36	203
WRITE-IN	0		0	0	0
Over Votes	2		0	1	1
Under Votes	20		4	4	12

Director, Division 3 TURLOCK IRRIGATION DIST, DIV 3					
Vote for no more than 1					
(WITH 34 OF 34 PRECINCTS COUNTED)					
JOE ALAMO	1,354	84.47	239	150	965
KEITH SILVA	241	15.03	49	20	172
WRITE-IN	8	.50	1	4	3
Over Votes	3		0	2	1
Under Votes	81		17	6	58

Director, Division 5 TURLOCK IRRIGATION DIST, DIV 5					
Vote for no more than 1					
(WITH 17 OF 17 PRECINCTS COUNTED)					
PAMELA SWEETEN	259	27.41	32	61	166
RON MACEDO	683	72.28	93	188	402
WRITE-IN	3	.32	0	1	2
Over Votes	1		1	0	0
Under Votes	34		5	8	21

Measure A CITY OF MODESTO					
Vote for no more than 1					
(WITH 150 OF 150 PRECINCTS COUNTED)					
Yes	8,294	39.95	1,410	86	6,798
No.	12,467	60.05	2,645	107	9,715
Over Votes	5		0	0	5
Under Votes	1,152		206	8	938

Measure B CITY OF MODESTO					
Vote for no more than 1					
(WITH 150 OF 150 PRECINCTS COUNTED)					
Yes	7,288	35.30	1,248	66	5,974
No.	13,358	64.70	2,780	127	10,451
Over Votes	3		0	0	3
Under Votes	1,269		233	8	1,028

Measure C CITY OF MODESTO					
Vote for no more than 1					
(WITH 150 OF 150 PRECINCTS COUNTED)					
Yes	7,883	38.34	1,363	76	6,444
No.	12,680	61.66	2,651	114	9,915
Over Votes	2		0	0	2
Under Votes	1,353		247	11	1,095

	TOTAL VOTES	%	ELECTION DAY MAIL	PRECINCT	VOTE BY MAIL
Measure D CITY OF MODESTO					
Vote for no more than 1					
(WITH 150 OF 150 PRECINCTS COUNTED)					
Yes	7,490	36.34	1,288	76	6,126
No.	13,120	63.66	2,733	117	10,270
Over Votes	4		0	0	4
Under Votes	1,304		240	8	1,056
Measure E CITY OF MODESTO					
Vote for no more than 1					
(WITH 150 OF 150 PRECINCTS COUNTED)					
Yes	6,213	30.22	995	56	5,162
No.	14,349	69.78	3,022	133	11,194
Over Votes	1		0	0	1
Under Votes	1,355		244	12	1,099

**CERTIFICATION OF COUNTY CLERK-REGISTRAR OF VOTERS
TO THE RESULTS OF THE CANVASS OF THE
NOVEMBER 3, 2009 CONSOLIDATED DISTRICT ELECTION**


STATE OF CALIFORNIA

COUNTY OF MERCED


} ss.

I, KAREN D ADAMS, County Clerk-Registrar of Voters of said county, do hereby certify that, in pursuance to the provisions of Election Code Section 15300, et seq., I did canvass the results of the votes cast in the Consolidated District Election held in said County on November 3, 2009 for measure and contests that were submitted to the vote of the voters, and that the Statement of Votes Cast to which this certificate is attached, is full, true and correct.

I hereby set my hand and official seal this 9th day of November 2009 at the County of MERCED.



County Clerk-Registrar of Voters
County of Merced
State of California



Merced County
9A

	TURLOCK SCHOOL TURLOCK USD 3 TO BE ELECTED								
	R V		T P						
	E O		U E	L C					
	GT		RR	OR		F D R	T L	J B	
	IE	B C	NC	RI	B W	E . E	I A	OE	
	SR	AA	OE	IV	OE	L N	M V	SR	T M
	TS	LS	UN	E	B A	I S	M E	HN	A U
	E	LT	TT	L	V	C H	L	A	M N
	R	O	A	L	E	I A	L	R	I I
	E	T	G	I	R	A W	E	D	Z
	D	S	E	(NON)	(NON)	(NON)	(NON)	(NON)	(NON)
1 PRECINCTS									
0043 404 DEL01 & DEL04	1765	271	15.35	52	63	27	28	46	30
GRAND TOTALS	1765	271	15.35	52	63	27	28	46	30

Merced County
 9A

	R V		T P	TID #5 TURLOCK IRRIGATION DIST DIV 5	
	E O		U E	P S	
	G T		R R	A W	R M
	I E	B C	N C	M E	O A
	S R	A A	O E	E E	N C
	T S	L S	U N	L T	E
	E	L T	T T	A E	D
	R	O	A	N	O
	E	T	G	(NON)	(NON)
4 PRECINCTS	D	S	E		
0040 401 BAL	560	176	31.43	22	54
0043 404 DEL01 & DEL04	1765	271	15.35	80	127
0044 405 DEL02 & DEL03	2317	214	9.24	75	66
0048 412 HIL01,HIL02,HIL	3600	1199	33.31	426	713
GRAND TOTALS	8242	1860	22.57	603	960

Merced County
 41A

FINAL SAN JOAQUIN COUNTY VOTER HAND TALLY

**SAN JOAQUIN COUNTY VOTERS
RESIDING IN THE
OAKDALE JOINT UNIFIED SCHOOL DISTRICT**
(Stanislaus County held this part of the multi-county election for San Joaquin County)

Oakdale Joint Unified School District Results

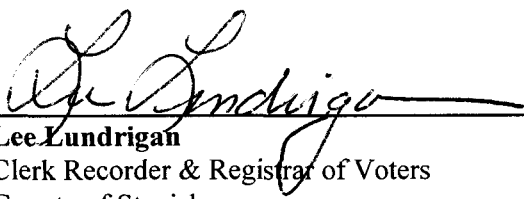
Mike House	25
Diane Gilbert	34
William W. Dyer.....	17
Rick W. Jones	23
Overvotes	0
Undervotes	48

COMBINED TOTAL OF VOTES CAST IN AND FOR
STANISLAUS AND SAN JOAQUIN COUNTY

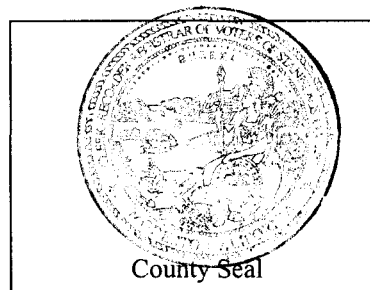
Mike House	2,553
Diane Gilbert	2,655
William W. Dyer.....	2,456
Rick W. Jones	2,330
Overvotes	9
Undervotes	2,741

I, LEE LUNDRIGAN, Clerk Recorder & Registrar of Voters, of the above named county, in accordance with the provisions of Section 15301 of the California Elections Code, do hereby certify that the within is a true and correct statement of result of the votes cast in this county, and cast in this county in and for San Joaquin County at the Consolidated District Election held on Tuesday November 3, 2009 as determined by the official canvass of the returns of said election.

Witness my hand and seal, this 16th day of November 2009.



Lee Lundrigan
Clerk Recorder & Registrar of Voters
County of Stanislaus
State of California



FINAL SAN JOAQUIN COUNTY VOTER HAND TALLY

**SAN JOAQUIN COUNTY VOTERS
RESIDING IN THE
OAKDALE IRRIGATION DISTRICT – DIVISION 2**
(Stanislaus County held this part of the multi-county election for San Joaquin County)

Oakdale Irrigation District – Division 2 Results

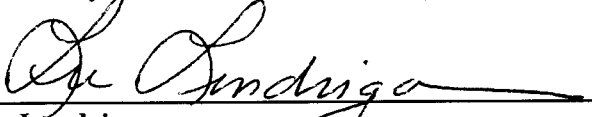
Patricia J. Foard	30
Herman Doornenbal	126
Overvotes	20
Undervotes	10

COMBINED TOTAL OF VOTES CAST IN AND FOR
STANISLAUS AND SAN JOAQUIN COUNTY

Patricia J. Foard	325
Herman Doornenbal	417
Overvotes	22
Undervotes	30

I, LEE LUNDRIGAN, Clerk Recorder & Registrar of Voters, of the above named county, in accordance with the provisions of Section 15301 of the California Elections Code, do hereby certify that the within is a true and correct statement of result of the votes cast in this county, and cast in this county in and for San Joaquin County at the Consolidated District Election held on Tuesday November 3, 2009 as determined by the official canvass of the returns of said election.

Witness my hand and seal, this 16th day of November 2009.


Lee Lundrigan
Clerk Recorder & Registrar of Voters
County of Stanislaus
State of California

