

THE BOARD OF SUPERVISORS OF THE COUNTY OF STANISLAUS  
ACTION AGENDA SUMMARY

DEPT: Clerk-Recorder/Elections Division

BOARD AGENDA # A-4

Urgent  Routine

AGENDA DATE November 25, 2008

CEO Concurs with Recommendation YES  NO   
(Information Attached)

4/5 Vote Required YES  NO

SUBJECT:

Acceptance of the Clerk-Recorder's Certified Statement of the Results of the Presidential General Election Held Tuesday, November 4, 2008 and Declare the Results

STAFF RECOMMENDATIONS:

1. Acceptance of the Clerk-Recorder's Certified Statement of the Results of the Presidential General Election Held Tuesday, November 4, 2008.
2. Declare the results of the election pursuant to the Clerk Recorder's Certified Statement.

FISCAL IMPACT:

There is no fiscal impact associated with this item.

BOARD ACTION AS FOLLOWS:

No. 2008-814

On motion of Supervisor Monteith, Seconded by Supervisor Grover

and approved by the following vote,

Ayes: Supervisors: O'Brien, Grover, Monteith, and Vice Chairman DeMartini

Noes: Supervisors: None

Excused or Absent: Supervisors: Mayfield

Abstaining: Supervisor: None

1) X Approved as recommended

2) \_\_\_\_\_ Denied

3) \_\_\_\_\_ Approved as amended

4) \_\_\_\_\_ Other:

MOTION:



ATTEST: CHRISTINE FERRARO TALLMAN, Clerk

File No.

**SUBJECT:** Acceptance of the Clerk-Recorder's Certified Statement of the Results of the Presidential General Election Held Tuesday, November 4, 2008 and Declare the Results

**Page 2**

**DISCUSSION:** Pursuant to California Elections Code 15372, "The election official shall prepare a certified statement of the results of the election and submit it to the governing body..."

**POLICY ISSUE:** Pursuant to Election Code 15400, "The governing body shall declare elected or nominated to each office voted on at each election under its jurisdiction, the person having the highest number of votes for that office, or who was elected or nominated under the exceptions noted in section 15452. The governing board shall also declare the results of each election under its jurisdiction as to each measure voted on at the election."

**STAFFING IMPACT:** There is no staffing impact associated with this item.

**NOTE:** Attachment will be available Tuesday, November 25, 2008 at 9 a.m.

**STATEMENT OF VOTE**  
**OF**  
**STANISLAUS COUNTY**  
**STATE OF CALIFORNIA**  
**CAST AT THE**  
***PRESIDENTIAL GENERAL ELECTION***  
**HELD**  
**TUESDAY, NOVEMBER 4, 2008**




STATE OF CALIFORNIA }  
COUNTY OF STANISLAUS } ss

I, LEE LUNDRIGAN, County Clerk Recorder of the above named county, do hereby certify, in pursuance of the provisions of Section 15301 of the Elections Code, that the within is a true and correct statement of result of the votes cast in this county at the Presidential General Election held on Tuesday, November 4, 2008 as determined by the official canvass of the returns of said election.

Witness my hand and seal this 24th day of November 2008.



  
\_\_\_\_\_  
LEE LUNDRIGAN  
County Clerk Recorder / Registrar of Voters





## HELP AMERICA VOTE ACT CERTIFICATION OF ELECTIONS OFFICIAL

STATE OF CALIFORNIA }  
COUNTY OF STANISLAUS } ss.

Pursuant to the statewide voter registration list requirements set forth in the Help America Vote Act of 2002 (HAVA) (Pub. L. No. 107-252 (2002) 116 Stat. 1666, 42 U.S.C. § 15483), I, Lee Lundrigan, Registrar of Voters for the County of Stanislaus, State of California, hereby certify that I complied with all provisions of Chapter 2 of Division 7 of Title 2 of the California Code of Regulations for the Federal Election held on the 4th day of November 2008 in the County of Stanislaus, State of California, and all elections consolidated therewith.

I hereby set my hand and official seal this 24th day of November 2008 at the County of Stanislaus.



  
\_\_\_\_\_  
LEE LUNDRIGAN  
Stanislaus County Clerk Recorder / Registrar of Voters

	TOTAL VOTES	%	ELECTION DAY	MAIL PRECINCT	VOTE BY MAIL
PRECINCTS COUNTED (OF 447)	447	100.00			
REGISTERED VOTERS - TOTAL	230,163				
BALLOTS CAST - TOTAL	162,941		68,867	7,892	86,182
VOTER TURNOUT - TOTAL		70.79			

PRESIDENT AND VICE PRESIDENT

Vote for no more than 1

(WITH 447 OF 447 PRECINCTS COUNTED)

JOHN MCCAIN (REP)	77,497	47.98	30,981	4,269	42,247
CYNTHIA MCKINNEY (GRN)	393	.24	155	20	218
ALAN KEYES (AIZ)	669	.41	241	31	397
RALPH NADER (PFZ)	1,309	.81	468	74	767
BARACK OBAMA (DEM)	80,279	49.70	36,021	3,359	40,899
BOB BARR (LIB)	635	.39	253	40	342
WRITE-IN	730	.45	283	29	418
Over Votes	375		107	13	255
Under Votes	1,056		358	57	641

UNITED STATES REPRESENTATIVE 18TH CONGRESSIONAL DISTRICT

Vote for no more than 1

(WITH 215 OF 215 PRECINCTS COUNTED)

DENNIS A. CARDOZA (DEM)	43,847	94.70	19,029	2,117	22,701
WRITE-IN	2,455	5.30	1,018	175	1,262
Over Votes	14		3	0	11
Under Votes	20,495		9,003	1,110	10,382

UNITED STATES REPRESENTATIVE 19TH CONGRESSIONAL DISTRICT

Vote for no more than 1

(WITH 232 OF 232 PRECINCTS COUNTED)

GEORGE P. RADANOVICH (REP)	56,937	94.38	22,527	2,680	31,730
WRITE-IN	3,391	5.62	1,499	123	1,769
Over Votes	9		7	0	2
Under Votes	35,793		15,781	1,687	18,325

MEMBER OF THE STATE ASSEMBLY 17TH ASSEMBLY DISTRICT

Vote for no more than 1

(WITH 15 OF 15 PRECINCTS COUNTED)

CATHLEEN GALGIANI (DEM)	2,165	64.57	1,018	378	769
JACK MOBLEY (REP)	1,175	35.04	430	311	434
WRITE-IN	13	.39	8	1	4
Over Votes	1		1	0	0
Under Votes	308		118	87	103

MEMBER OF THE STATE ASSEMBLY 25TH ASSEMBLY DISTRICT

Vote for no more than 1

(WITH 243 OF 243 PRECINCTS COUNTED)

TOM BERRYHILL (REP)	52,750	58.36	20,727	1,589	30,434
TAYLOR WHITE (DEM)	37,397	41.37	16,657	901	19,839
WRITE-IN	245	.27	106	4	135
Over Votes	65		19	0	46
Under Votes	9,542		4,539	269	4,734

	TOTAL VOTES	%	ELECTION DAY MAIL	PRECINCT	VOTE BY MAIL
<b>MEMBER OF THE STATE ASSEMBLY 26TH ASSEMBLY DISTRICT</b>					
Vote for no more than 1 (WITH 189 OF 189 PRECINCTS COUNTED)					
JOHN EISENHUT (DEM) . . . . .	27,198	50.06	11,838	1,714	13,646
BILL BERRYHILL (REP). . . . .	26,980	49.66	10,960	2,305	13,715
WRITE-IN. . . . .	155	.29	79	9	67
Over Votes . . . . .	32		6	2	24
Under Votes . . . . .	4,915		2,361	322	2,232
<b>YOSEMITE COMMUNITY COLLEGE DISTRICT</b>					
Y.C.C.D. TRUSTEE AREA 5					
Vote for no more than 3 (WITH 229 OF 229 PRECINCTS COUNTED)					
MICHAEL RILEY . . . . .	31,999	25.23	12,702	1,213	18,084
TOM HALLINAN . . . . .	35,410	27.91	13,525	1,387	20,498
LINDA FLORES . . . . .	32,925	25.96	13,082	1,224	18,619
PAUL NEUMANN . . . . .	25,832	20.36	9,306	1,073	15,453
WRITE-IN. . . . .	688	.54	286	26	376
Over Votes . . . . .	204		42	9	153
Under Votes . . . . .	116,146		53,414	4,560	58,172
<b>MAYOR CITY OF HUGHSON</b>					
Vote for no more than 1 (WITH 5 OF 5 PRECINCTS COUNTED)					
RAMON BAWANAN . . . . .	1,738	95.76	860	0	878
WRITE-IN. . . . .	77	4.24	38	0	39
Over Votes . . . . .	0		0	0	0
Under Votes . . . . .	536		267	0	269
<b>MAYOR CITY OF NEWMAN</b>					
Vote for no more than 1 (WITH 7 OF 7 PRECINCTS COUNTED)					
ED KATEN. . . . .	1,794	89.48	987	0	807
WRITE-IN. . . . .	211	10.52	106	0	105
Over Votes . . . . .	0		0	0	0
Under Votes . . . . .	444		239	0	205
<b>MAYOR CITY OF PATTERSON</b>					
Vote for no more than 1 (WITH 13 OF 13 PRECINCTS COUNTED)					
LUIS I. MOLINA. . . . .	1,987	42.35	1,052	48	887
BECKY CAMPO. . . . .	2,674	56.99	1,387	104	1,183
WRITE-IN. . . . .	31	.66	11	1	19
Over Votes . . . . .	2		0	0	2
Under Votes . . . . .	218		120	6	92
<b>MAYOR CITY OF RIVERBANK</b>					
Vote for no more than 1 (WITH 16 OF 16 PRECINCTS COUNTED)					
VIRGINIA MADUENO . . . . .	2,726	46.46	1,523	0	1,203
CHRISTOPHER CRIFASI . . . . .	3,107	52.95	1,315	0	1,792
WRITE-IN. . . . .	35	.60	25	0	10
Over Votes . . . . .	6		5	0	1
Under Votes . . . . .	514		228	0	286

	TOTAL VOTES	%	ELECTION DAY MAIL	PRECINCT	VOTE BY MAIL
<b>MAYOR CITY OF WATERFORD</b>					
Vote for no more than 1					
(WITH 6 OF 6 PRECINCTS COUNTED)					
CHARLIE GOEKEN . . . . .	1,972	96.43	975	0	997
WRITE-IN . . . . .	73	3.57	40	0	33
Over Votes . . . . .	0		0	0	0
Under Votes . . . . .	395		203	0	192
<b>MEMBER, CITY COUNCIL CITY OF HUGHSON</b>					
Vote for no more than 2					
(WITH 5 OF 5 PRECINCTS COUNTED)					
BEN J. MANLEY . . . . .	1,131	33.89	549	0	582
HENRY G. HESLING SR . . . . .	963	28.86	441	0	522
DOUG HUMPHREYS . . . . .	1,222	36.62	603	0	619
WRITE-IN . . . . .	21	.63	10	0	11
Over Votes . . . . .	0		0	0	0
Under Votes . . . . .	1,365		727	0	638
<b>MEMBER, CITY COUNCIL CITY OF NEWMAN</b>					
Vote for no more than 2					
(WITH 7 OF 7 PRECINCTS COUNTED)					
ROBERT "BOB" MARTINA . . . . .	1,568	58.20	837	0	731
ROBERTA DAVIS . . . . .	1,077	39.98	543	0	534
WRITE-IN . . . . .	49	1.82	29	0	20
Over Votes . . . . .	2		2	0	0
Under Votes . . . . .	2,202		1,253	0	949
<b>MEMBER, CITY COUNCIL CITY OF OAKDALE</b>					
Vote for no more than 2					
(WITH 12 OF 12 PRECINCTS COUNTED)					
NITA ROBERTS . . . . .	2,191	21.25	949	0	1,242
KATHERINE "KATHY" MORGAN . . . . .	3,955	38.36	1,602	0	2,353
TOM DUNLOP . . . . .	4,094	39.71	1,689	0	2,405
WRITE-IN . . . . .	69	.67	27	0	42
Over Votes . . . . .	16		6	0	10
Under Votes . . . . .	4,343		2,049	0	2,294
<b>MEMBER, CITY COUNCIL CITY OF PATTERSON</b>					
Vote for no more than 2					
(WITH 13 OF 13 PRECINCTS COUNTED)					
JEFFREY J. REALINI . . . . .	1,143	15.14	592	33	518
ANNETTE SMITH . . . . .	2,775	36.75	1,332	105	1,338
VICTOR M. SLONKSNIS . . . . .	642	8.50	343	14	285
DOMINIC A. FARINHA . . . . .	2,965	39.27	1,478	104	1,383
WRITE-IN . . . . .	26	.34	13	1	12
Over Votes . . . . .	12		4	2	6
Under Votes . . . . .	2,261		1,378	59	824

	TOTAL VOTES	%	ELECTION DAY MAIL	PRECINCT	VOTE BY MAIL
MEMBER, CITY COUNCIL CITY OF RIVERBANK					
Vote for no more than 2					
(WITH 16 OF 16 PRECINCTS COUNTED)					
RIC MC GINNIS . . . . .	1,821	20.08	881	0	940
JESSE JAMES WHITE. . . . .	2,232	24.62	1,096	0	1,136
DAVID I. WHITE. . . . .	2,462	27.15	1,106	0	1,356
JERRY W. WHORTON . . . . .	1,277	14.08	552	0	725
NORMAN A. COMER . . . . .	1,226	13.52	568	0	658
WRITE-IN. . . . .	49	.54	30	0	19
Over Votes . . . . .	10		6	0	4
Under Votes . . . . .	3,699		1,953	0	1,746

MEMBER, CITY COUNCIL CITY OF TURLOCK					
Vote for no more than 2					
(WITH 50 OF 50 PRECINCTS COUNTED)					
JIM SARNOWSKY . . . . .	2,012	5.59	856	62	1,094
MARY JACKSON . . . . .	9,105	25.30	3,970	228	4,907
JEFF ANDERSON . . . . .	1,408	3.91	573	42	793
DAVID FRANSEN . . . . .	5,414	15.04	2,437	128	2,849
KURT VANDER WEIDE. . . . .	8,612	23.93	3,492	326	4,794
AMY BUBLAK . . . . .	9,348	25.97	3,737	366	5,245
WRITE-IN. . . . .	95	.26	34	1	60
Over Votes . . . . .	86		28	0	58
Under Votes . . . . .	9,174		4,585	337	4,252

MEMBER, CITY COUNCIL CITY OF WATERFORD					
Vote for no more than 2					
(WITH 6 OF 6 PRECINCTS COUNTED)					
JOSH WHITFIELD. . . . .	734	22.25	357	0	377
JOSE M. ALDACO. . . . .	1,464	44.38	737	0	727
MICHAEL VAN WINKLE . . . . .	1,089	33.01	513	0	576
WRITE-IN. . . . .	12	.36	7	0	5
Over Votes . . . . .	0		0	0	0
Under Votes . . . . .	1,581		822	0	759

CITY TREASURER CITY OF NEWMAN					
Vote for no more than 1					
(WITH 7 OF 7 PRECINCTS COUNTED)					
DAVID W. REED . . . . .	1,428	69.46	774	0	654
KEITH KORSGAARD . . . . .	607	29.52	318	0	289
WRITE-IN. . . . .	21	1.02	11	0	10
Over Votes . . . . .	6		4	0	2
Under Votes . . . . .	387		225	0	162

CITY CLERK CITY OF OAKDALE					
Vote for no more than 1					
(WITH 12 OF 12 PRECINCTS COUNTED)					
NANCY LILLY. . . . .	5,359	98.97	2,276	0	3,083
WRITE-IN. . . . .	56	1.03	28	0	28
Over Votes . . . . .	2		2	0	0
Under Votes . . . . .	1,917		855	0	1,062



	TOTAL VOTES	%	ELECTION DAY	MAIL PRECINCT	VOTE BY MAIL
CITY TREASURER CITY OF TURLOCK					
Vote for no more than 1					
(WITH 50 OF 50 PRECINCTS COUNTED)					
DIANA LEWIS. . . . .	14,973	98.34	6,139	478	8,356
WRITE-IN. . . . .	253	1.66	130	8	115
Over Votes . . . . .	0		0	0	0
Under Votes . . . . .	7,401		3,587	259	3,555

CITY TREASURER CITY OF OAKDALE					
Vote for no more than 1					
(WITH 12 OF 12 PRECINCTS COUNTED)					
MICHAEL MURRAY. . . . .	5,087	99.01	2,136	0	2,951
WRITE-IN. . . . .	51	.99	24	0	27
Over Votes . . . . .	1		1	0	0
Under Votes . . . . .	2,195		1,000	0	1,195

DIRECTOR DEL PUERTO HEALTH CARE DISTRICT					
Vote for no more than 2					
(WITH 24 OF 24 PRECINCTS COUNTED)					
JEANNETTE A. KESSLER. . . . .	2,464	27.48	1,115	270	1,079
ANNE I. STOKMAN . . . . .	4,008	44.70	1,815	412	1,781
EDWARD J. MARING . . . . .	2,462	27.46	1,002	305	1,155
WRITE-IN. . . . .	33	.37	12	0	21
Over Votes . . . . .	6		2	0	4
Under Votes . . . . .	4,353		2,296	471	1,586

DIRECTOR OAK VALLEY HOSPITAL DISTRICT					
Vote for no more than 2					
(WITH 29 OF 29 PRECINCTS COUNTED)					
STACEY MORGAN-FOSTER. . . . .	7,680	39.13	3,061	22	4,597
PAUL A. WESTBERG . . . . .	5,471	27.87	2,004	23	3,444
JAMES "JIM" TETER. . . . .	6,331	32.25	2,309	37	3,985
WRITE-IN. . . . .	146	.74	50	1	95
Over Votes . . . . .	10		4	0	6
Under Votes . . . . .	11,470		4,918	57	6,495

PROPOSITION 1A					
Vote for no more than 1					
(WITH 447 OF 447 PRECINCTS COUNTED)					
YES . . . . .	75,469	49.01	33,110	3,403	38,956
NO. . . . .	78,527	50.99	31,476	4,106	42,945
Over Votes . . . . .	20		7	2	11
Under Votes . . . . .	8,925		4,274	381	4,270

PROPOSITION 2					
Vote for no more than 1					
(WITH 447 OF 447 PRECINCTS COUNTED)					
YES . . . . .	69,651	44.63	29,899	2,926	36,826
NO. . . . .	86,403	55.37	35,952	4,665	45,786
Over Votes . . . . .	19		12	0	7
Under Votes . . . . .	6,868		3,004	301	3,563

	TOTAL VOTES	%	ELECTION DAY MAIL	PRECINCT	VOTE BY MAIL
<b>PROPOSITION 3</b>					
Vote for no more than 1 (WITH 447 OF 447 PRECINCTS COUNTED)					
YES . . . . .	76,269	49.58	35,157	3,340	37,772
NO. . . . .	77,570	50.42	29,673	4,157	43,740
Over Votes . . . . .	8		5	0	3
Under Votes . . . . .	9,094		4,032	395	4,667
<b>PROPOSITION 4</b>					
Vote for no more than 1 (WITH 447 OF 447 PRECINCTS COUNTED)					
YES . . . . .	93,406	59.71	38,897	4,574	49,935
NO. . . . .	63,015	40.29	27,242	2,969	32,804
Over Votes . . . . .	20		10	1	9
Under Votes . . . . .	6,500		2,718	348	3,434
<b>PROPOSITION 5</b>					
Vote for no more than 1 (WITH 447 OF 447 PRECINCTS COUNTED)					
YES . . . . .	47,805	31.02	21,428	2,076	24,301
NO. . . . .	106,309	68.98	43,518	5,408	57,383
Over Votes . . . . .	29		12	0	17
Under Votes . . . . .	8,798		3,909	408	4,481
<b>PROPOSITION 6</b>					
Vote for no more than 1 (WITH 447 OF 447 PRECINCTS COUNTED)					
YES . . . . .	58,678	38.90	25,180	2,590	30,908
NO. . . . .	92,163	61.10	38,321	4,736	49,106
Over Votes . . . . .	13		5	0	8
Under Votes . . . . .	12,087		5,361	566	6,160
<b>PROPOSITION 7</b>					
Vote for no more than 1 (WITH 447 OF 447 PRECINCTS COUNTED)					
YES . . . . .	57,922	37.85	26,272	2,647	29,003
NO. . . . .	95,109	62.15	38,013	4,797	52,299
Over Votes . . . . .	36		14	1	21
Under Votes . . . . .	9,874		4,568	447	4,859
<b>PROPOSITION 8</b>					
Vote for no more than 1 (WITH 447 OF 447 PRECINCTS COUNTED)					
YES . . . . .	108,988	67.87	45,815	5,429	57,744
NO. . . . .	51,598	32.13	22,246	2,322	27,030
Over Votes . . . . .	38		19	0	19
Under Votes . . . . .	2,317		787	141	1,389

	TOTAL VOTES	%	ELECTION DAY MAIL	PRECINCT	VOTE BY MAIL
PROPOSITION 9					
Vote for no more than 1					
(WITH 447 OF 447 PRECINCTS COUNTED)					
YES . . . . .	92,208	60.86	38,137	4,591	49,480
NO. . . . .	59,304	39.14	25,378	2,797	31,129
Over Votes . . . . .	23		10	1	12
Under Votes . . . . .	11,406		5,342	503	5,561

PROPOSITION 10					
Vote for no more than 1					
(WITH 447 OF 447 PRECINCTS COUNTED)					
YES . . . . .	58,882	38.69	26,616	2,617	29,649
NO. . . . .	93,298	61.31	37,207	4,787	51,304
Over Votes . . . . .	22		10	0	12
Under Votes . . . . .	10,739		5,034	488	5,217

PROPOSITION 11					
Vote for no more than 1					
(WITH 447 OF 447 PRECINCTS COUNTED)					
YES . . . . .	76,365	51.98	31,263	3,829	41,273
NO. . . . .	70,534	48.02	30,181	3,323	37,030
Over Votes . . . . .	17		6	0	11
Under Votes . . . . .	16,025		7,417	740	7,868

PROPOSITION 12					
Vote for no more than 1					
(WITH 447 OF 447 PRECINCTS COUNTED)					
YES . . . . .	98,485	65.18	41,593	4,640	52,252
NO. . . . .	52,605	34.82	21,660	2,725	28,220
Over Votes . . . . .	14		9	0	5
Under Votes . . . . .	11,837		5,605	527	5,705

MEASURE U CERES UNIFIED					
Vote for no more than 1					
(WITH 52 OF 52 PRECINCTS COUNTED)					
BONDS YES . . . . .	9,625	72.60	4,344	524	4,757
BONDS NO. . . . .	3,633	27.40	1,460	239	1,934
Over Votes . . . . .	1		1	0	0
Under Votes . . . . .	581		221	45	315

MEASURE R NEWMAN CROWS LANDING UNIFIED					
Vote for no more than 1					
(WITH 15 OF 15 PRECINCTS COUNTED)					
BONDS YES . . . . .	1,998	64.16	894	417	687
BONDS NO. . . . .	1,116	35.84	393	322	401
Over Votes . . . . .	1		1	0	0
Under Votes . . . . .	102		44	29	29

	TOTAL VOTES	%	ELECTION DAY MAIL	PRECINCT	VOTE BY MAIL
<b>MEASURE V PATTERSON JT UNIFIED</b>					
Vote for no more than 1					
(WITH 20 OF 20 PRECINCTS COUNTED)					
BONDS YES . . . . .	3,963	66.37	2,106	153	1,704
BONDS NO. . . . .	2,008	33.63	894	97	1,017
Over Votes . . . . .	1		0	0	1
Under Votes . . . . .	219		121	7	91
<b>MEASURE T STANISLAUS ELEMENTARY</b>					
Vote for no more than 1					
(WITH 28 OF 28 PRECINCTS COUNTED)					
BONDS YES . . . . .	7,213	70.62	3,121	221	3,871
BONDS NO. . . . .	3,001	29.38	1,166	111	1,724
Over Votes . . . . .	0		0	0	0
Under Votes . . . . .	716		295	8	413
<b>MEASURE S STANISLAUS COUNTY</b>					
Vote for no more than 1					
(WITH 447 OF 447 PRECINCTS COUNTED)					
YES . . . . .	103,306	66.42	44,140	4,705	54,461
NO. . . . .	52,229	33.58	21,196	2,856	28,177
Over Votes . . . . .	16		12	0	4
Under Votes . . . . .	7,390		3,519	331	3,540

PRESIDENTIAL GENERAL ELECTION  
TUESDAY, NOVEMBER 4, 2008  
STANISLAUS COUNTY

FINAL HAND TALLY

LIST OF CERTIFIED PRESIDENTIAL WRITE-IN CANDIDATES  
TOTAL COUNT

CHUCK BALDWIN / DARRELL CASTLE.....	57
JAMES HARRIS / ALYSON KENNEDY.....	0
FRANK MOORE / SUSAN BLOCK.....	1
RON PAUL / GAIL LIGHTFOOT.....	175

FINAL HAND TALLY

LIST OF CERTIFIED 19<sup>TH</sup> CONGRESSIONAL WRITE-IN CANDIDATES  
TOTAL COUNT

PETER LEINAU.....	204
PHIL ROCKEY.....	324

**PRESIDENTIAL GENERAL ELECTION  
TUESDAY NOVEMBER 4, 2008  
STANISLAUS COUNTY**

**FINAL HAND TALLY**

**SANTA CLARA COUNTY VOTERS  
RESIDING IN THE  
PATTERSON JOINT UNIFIED SCHOOL DISTRICT**  
(Stanislaus County held this part of the multi-county election for  
Santa Clara County)

**BOND MEASURE V**

**BONDS YES.....19**  
**BONDS NO.....25**