

THE BOARD OF SUPERVISORS OF THE COUNTY OF STANISLAUS
ACTION AGENDA SUMMARY

DEPT: Clerk-Recorder/Elections Division

BOARD AGENDA # A-8

Urgent

Routine

AGENDA DATE June 24, 2008

CEO Concurs with Recommendation YES NO
(Information Attached)

4/5 Vote Required YES NO

SUBJECT:

Acceptance of the Clerk-Recorder's Certified Statement of the Results of the Statewide Direct Primary Election Held Tuesday, June 3, 2008 and Declare the Results

STAFF RECOMMENDATIONS:

1. Acceptance of the Clerk-Recorder's Certified Statement of the Results of the Statewide Direct Primary Election Held Tuesday, June 3, 2008.
2. Declare the results of the election pursuant to the Clerk Recorder's Certified Statement.

FISCAL IMPACT:

There is no fiscal impact associated with this item.

BOARD ACTION AS FOLLOWS:

No. 2008-484

On motion of Supervisor Monteith, Seconded by Supervisor DeMartini

and approved by the following vote,

Ayes: Supervisors: O'Brien, Grover, Monteith, DeMartini and Chairman Mayfield

Noes: Supervisors: None

Excused or Absent: Supervisors: None

Abstaining: Supervisor: None

1) Approved as recommended

2) Denied

3) Approved as amended

4) Other:

MOTION:

ATTEST: Christine Ferraro
CHRISTINE FERRARO TALLMAN, Clerk

File No.

SUBJECT: Declare results of the Statewide Direct Primary Election conducted on Tuesday, June 3, 2008.

Page 2

DISCUSSION: Pursuant to California Elections Code 15372, "The election official shall prepare a certified statement of the results of the election and submit it to the governing body...no later than the last Monday before the last Friday of that month."

POLICY ISSUE: Pursuant to Election Code 15400, "The governing body shall declare elected or nominated to each office voted on at each election under its jurisdiction, the person having the highest number of votes for that office, or who was elected or nominated under the exceptions noted in section 15452. The governing board shall also declare the results of each election under its jurisdiction as to each measure voted on at the election."

STAFFING IMPACT: There is no staffing impact associated with this item.


**STATEMENT OF VOTE
OF
STANISLAUS COUNTY
STATE OF CALIFORNIA
CAST AT THE
STATEWIDE DIRECT PRIMARY ELECTION
HELD
TUESDAY, JUNE 3, 2008**




State of California }
County of Stanislaus } ss.

I, LEE LUNDRIGAN, County Clerk Recorder, of the above named county, do hereby certify that, in pursuance to the provisions of Elections Code Section 15300, I did perform an official canvass of the results of the votes and that the within document is a true and correct statement of result of the votes cast in this county at the Statewide Direct Primary Election as determined by the official canvass of the returns of said election.

Witness my hand and seal, this 13th day of June 2008.





Lee Lundrigan
Registrar of Voters
County of Stanislaus
State of California

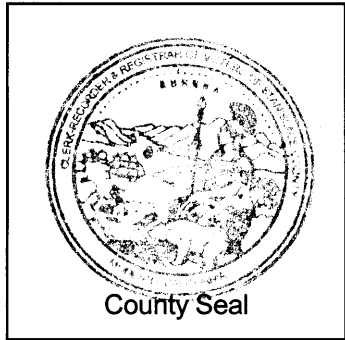


**HELP AMERICA VOTE ACT OF 2002
CERTIFICATION OF ELECTIONS OFFICIAL**

STATE OF CALIFORNIA }
COUNTY OF STANISLAUS } ss.

Pursuant to the statewide voter registration list requirements set forth in the Help America Vote Act of 2002 (HAVA) (Pub. L. No. 107-252 (2002) 116 Stat. 1666, 42 U.S.C. § 15483), I, Lee Lundrigan, Registrar of Voters for the County of Stanislaus, State of California, hereby certify that I complied with all provisions of Chapter 2 of Division 7 of Title 2 of the California Code of Regulations for the Statewide Direct Primary Election held on the 3rd day of June 2008 in the County of Stanislaus, State of California, and all elections consolidated therewith.

I hereby set my hand and official seal this 13th day of June 2008 at the County of Stanislaus.



Lee Lundrigan
Registrar of Voters
County of Stanislaus
State of California

	TOTAL VOTES	%	ELECTION DAY MAIL	PRECINCT	VOTE BY MAIL
PRECINCTS COUNTED (OF 429)	429	100.00			
REGISTERED VOTERS - TOTAL	217,836				
REGISTERED VOTERS - DEMOCRATIC	90,207	41.41			
REGISTERED VOTERS - REPUBLICAN	86,128	39.54			
REGISTERED VOTERS - NP-AI-GRN-LIB-PF	41,501	19.05			
BALLOTS CAST - TOTAL	51,046		11,207	2,931	36,908
BALLOTS CAST - DEMOCRATIC	22,611	44.30	5,030	1,215	16,366
BALLOTS CAST - REPUBLICAN	24,481	47.96	5,633	1,492	17,356
BALLOTS CAST - NP-AI-GRN-LIB-PF	3,954	7.75	544	224	3,186
VOTER TURNOUT - TOTAL		23.43			
VOTER TURNOUT - DEMOCRATIC		25.07			
VOTER TURNOUT - REPUBLICAN		28.42			
VOTER TURNOUT - NP-AI-GRN-LIB-PF		9.53			

	TOTAL VOTES	%	ELECTION DAY MAIL PRECINCT	VOTE BY MAIL	
UNITED STATES REPRESENTATIVE CONGRESSIONAL DIST 18					
Vote for 1					
(WITH 206 OF 206 PRECINCTS COUNTED)					
DENNIS A. CARDOZA	8,948	97.69	2,032	521	6,395
WRITE-IN.	212	2.31	59	15	138
Over Votes	3		1	1	1
Under Votes	1,364		302	66	996
UNITED STATES REPRESENTATIVE CONGRESSIONAL DIST 19					
Vote for 1					
(WITH 223 OF 223 PRECINCTS COUNTED)					
NO CANDIDATE FILED	0		0	0	0
STATE ASSEMBLY MEMBER STATE ASSEMBLY 17					
Vote for 1					
(WITH 14 OF 14 PRECINCTS COUNTED)					
CATHLEEN GALGIANI.	555	99.28	147	146	262
WRITE-IN.	4	.72	1	0	3
Over Votes	0		0	0	0
Under Votes	99		30	22	47
STATE ASSEMBLY MEMBER STATE ASSEMBLY 25					
Vote for 1					
(WITH 233 OF 233 PRECINCTS COUNTED)					
TAYLOR WHITE	8,495	96.74	1,876	267	6,352
WRITE-IN.	286	3.26	70	14	202
Over Votes	1		1	0	0
Under Votes	4,533		883	198	3,452
STATE ASSEMBLY MEMBER STATE ASSEMBLY 26					
Vote for 1					
(WITH 182 OF 182 PRECINCTS COUNTED)					
JOHN EISENHUT	6,380	97.54	1,512	430	4,438
WRITE-IN.	161	2.46	32	13	116
Over Votes	1		1	0	0
Under Votes	2,096		477	125	1,494

	TOTAL VOTES	%	ELECTION DAY MAIL	PRECINCT	VOTE BY MAIL
UNITED STATES REPRESENTATIVE CONGRESSIONAL DIST 18					
Vote for 1					
(WITH 206 OF 206 PRECINCTS COUNTED)					
NO CANDIDATE FILED	0		0	0	0
UNITED STATES REPRESENTATIVE CONGRESSIONAL DIST 19					
Vote for 1					
(WITH 223 OF 223 PRECINCTS COUNTED)					
GEORGE P. RADANOVICH.	13,636	98.96	3,059	757	9,820
WRITE-IN.	143	1.04	39	10	94
Over Votes	1		1	0	0
Under Votes	2,472		508	146	1,818
STATE ASSEMBLY MEMBER STATE ASSEMBLY 17					
Vote for 1					
(WITH 14 OF 14 PRECINCTS COUNTED)					
JACK MOBLEY.	327	97.03	90	101	136
WRITE-IN.	10	2.97	3	1	6
Over Votes	0		0	0	0
Under Votes	199		52	74	73
STATE ASSEMBLY MEMBER STATE ASSEMBLY 25					
Vote for 1					
(WITH 233 OF 233 PRECINCTS COUNTED)					
TOM BERRYHILL	12,608	98.95	2,793	463	9,352
WRITE-IN.	134	1.05	26	10	98
Over Votes	1		0	0	1
Under Votes	2,128		432	80	1,616
STATE ASSEMBLY MEMBER STATE ASSEMBLY 26					
Vote for 1					
(WITH 182 OF 182 PRECINCTS COUNTED)					
BILL BERRYHILL.	7,874	98.71	1,944	655	5,275
WRITE-IN.	103	1.29	32	8	63
Over Votes	0		0	0	0
Under Votes	1,097		261	100	736

TOTAL VOTES % ELECTION DAY MAIL PRECINCT VOTE BY MAIL

COUNTY SUPERVISOR SUPERVISORIAL DISTRICT 1

Vote for 1

(WITH 89 OF 89 PRECINCTS COUNTED)

BILL O'BRIEN	8,504	97.41	1,778	213	6,513
WRITE-IN.	226	2.59	37	5	184
Over Votes	1		1	0	0
Under Votes	2,461		452	57	1,952

COUNTY SUPERVISOR SUPERVISORIAL DISTRICT 2

Vote for 1

(WITH 97 OF 97 PRECINCTS COUNTED)

VITO CHIESA.	7,471	58.45	1,994	547	4,930
LES WEIDMAN.	5,278	41.29	1,082	402	3,794
WRITE-IN.	33	.26	12	2	19
Over Votes	43		3	4	36
Under Votes	437		72	33	332

COUNTY SUPERVISOR SUPERVISORIAL DISTRICT 5

Vote for 1

(WITH 80 OF 80 PRECINCTS COUNTED)

JIM DeMARTINI	4,590	71.62	1,226	488	2,876
JOHN G. FANTAZIA	1,784	27.84	431	190	1,163
WRITE-IN.	35	.55	5	9	21
Over Votes	44		6	6	32
Under Votes	348		65	27	256

PROPOSTION 98

Vote for 1

(WITH 429 OF 429 PRECINCTS COUNTED)

YES	21,109	42.26	4,436	1,395	15,278
NO.	28,841	57.74	6,579	1,465	20,797
Over Votes	20		2	2	16
Under Votes	1,076		190	69	817

PROPOSTION 99

Vote for 1

(WITH 429 OF 429 PRECINCTS COUNTED)

YES	32,724	65.81	6,507	1,800	24,417
NO.	16,998	34.19	4,455	1,049	11,494
Over Votes	13		2	4	7
Under Votes	1,311		243	78	990

RECALL QUESTION SENATORIAL DISTRICT 12

Vote for 1

(WITH 273 OF 273 PRECINCTS COUNTED)

YES	6,718	22.06	1,483	307	4,928
NO.	23,735	77.94	5,590	1,267	16,878
Over Votes	10		3	1	6
Under Votes	1,519		352	77	1,090

TOTAL VOTES % ELECTION DAY MAIL PRECINCT VOTE BY MAIL

STATE SENATOR SENATORIAL DISTRICT 12

Vote for 1

(WITH 273 OF 273 PRECINCTS COUNTED)

SIMON SALINAS	11,455	86.86	2,807	511	8,137
WRITE-IN.	1,733	13.14	386	100	1,247
Over Votes	4		2	0	2
Under Votes	18,790		4,233	1,041	13,516

KEYES CSD MEASURE P

Vote for 1

(WITH 2 OF 2 PRECINCTS COUNTED)

YES	172	55.31	73	0	99
NO.	139	44.69	34	0	105
Over Votes	0		0	0	0
Under Votes	4		0	0	4