

THE BOARD OF SUPERVISORS OF THE COUNTY OF STANISLAUS

ACTION AGENDA SUMMARY

DEPT: Clerk-Recorder/Elections Division

BOARD AGENDA # *A-5

Urgent

Routine

AGENDA DATE March 4, 2008

CEO Concurs with Recommendation YES NO

(Information Attached)

4/5 Vote Required YES NO

SUBJECT:

Acceptance of the Clerk-Recorder's Certified Statement of the Results of the Presidential Primary Election Held Tuesday, February 5, 2008 and Declare the Results

STAFF RECOMMENDATIONS:

1. Accept the Clerk-Recorder's Certified Statement of the Results of the Presidential Primary Election held Tuesday February 5, 2008.
2. Declare the results of the election pursuant to the Clerk Recorder's Certified Statement.

FISCAL IMPACT:

There is no fiscal impact associated with this item.

BOARD ACTION AS FOLLOWS:

No. 2008-140

On motion of Supervisor Grover, Seconded by Supervisor O'Brien and approved by the following vote,

Ayes: Supervisors: O'Brien, Grover, Monteith, DeMartini, and Chairman Mayfield

Noes: Supervisors: None

Excused or Absent: Supervisors: None

Abstaining: Supervisor: None

1) X Approved as recommended

2) Denied

3) Approved as amended

4) Other:

MOTION:

Christine Ferraro

ATTEST: CHRISTINE FERRARO TALLMAN, Clerk

File No.

SUBJECT: Acceptance of the Clerk-Recorder's Certified Statement of the Results of the Presidential Primary Election Held Tuesday, February 5, 2008 and Declare the Results

Page 2

DISCUSSION: Pursuant to California Elections Code 15372, "The elections official shall prepare a certified statement of the results of the election and submit it to the governing body within 28 days of the election..."

POLICY ISSUE: Pursuant to California Elections Code 15400, "The governing body shall declare elected or nominated to each office voted on at each election under its jurisdiction the person having the highest number of votes for that office, or who was elected or nominated under the exceptions noted in Section 15452. The governing board shall also declare the results of each election under its jurisdiction as to each measure voted on at the election."

STAFFING IMPACT: There is no staffing impact associated with this item.


STATEMENT OF VOTE
OF
STANISLAUS COUNTY
STATE OF CALIFORNIA
CAST AT THE
PRESIDENTIAL PRIMARY ELECTION
HELD
TUESDAY, FEBRUARY 5, 2008




State of California
ss }
County of Stanislaus

I, LEE LUNDRIGAN, County Clerk Recorder, of the above named county, do hereby certify that the within is a true and correct statement of result of the votes cast in this county at the Presidential Primary Election as determined by the official canvass of the returns of said election.

Witness my hand and seal this 27th day of February 2008.



County Seal



LEE LUNDRIGAN
County Clerk Recorder / Registrar of Voters





**OFFICE OF CLERK-RECORDER
REGISTRAR OF VOTERS**

LEE LUNDRIGAN
County Clerk-Recorder

1021 "I" Street, Suite 101, Modesto, CA 95354
Telephone: 209-525-5200 Fax 209-525-5210

CERTIFICATION OF ELECTIONS OFFICIAL

STATE OF CALIFORNIA


COUNTY OF STANISLAUS

} ss.

Pursuant to the statewide voter registration list requirements set forth in the Help America Vote Act of 2002 (HAVA) (Pub. L. No. 107-252 (2002) 116 Stat. 1666, 42 U.S.C. § 15483), I, Lee Lundrigan, Registrar of Voters for the County of Stanislaus, State of California, hereby certify that I complied with all provisions of Chapter 2 of Division 7 of Title 2 of the California Code of Regulations for the Federal election held on the 5 day of February 2008 in the County of Stanislaus, State of California, and all elections consolidated therewith.

I hereby set my hand and official seal this 27th day of February 2008 at the County of Stanislaus.





Lee Lundrigan
Registrar of Voters
County of Stanislaus
State of California

Presidential Primary Election
February 5, 2008

Stanislaus County

---o0o---

Summary

	TOTAL VOTES	%	ELECTION DAY MAIL	PRECINCT	VOTE BY MAIL
PRECINCTS COUNTED (OF 413)	413	100.00			
REGISTERED VOTERS - TOTAL	213,769				
REGISTERED VOTERS - DEMOCRATIC	86,532	40.48			
REGISTERED VOTERS - REPUBLICAN	86,600	40.51			
REGISTERED VOTERS - AMERICAN INDEPENDENDE.	5,147	2.41			
REGISTERED VOTERS - GREEN	851	.40			
REGISTERED VOTERS - LIBERTARIAN	840	.39			
REGISTERED VOTERS - PEACE AND FREEDOM	882	.41			
REGISTERED VOTERS - NONPARTISAN	32,917	15.40			
BALLOTS CAST - TOTAL	101,691		45,041	4,221	52,429
BALLOTS CAST - DEMOCRATIC	51,718	50.86	25,292	1,891	24,535
BALLOTS CAST - REPUBLICAN	42,732	42.02	17,305	1,977	23,450
BALLOTS CAST - AMERICAN INDEPENDENT.	2,631	2.59	1,408	88	1,135
BALLOTS CAST - GREEN	274	.27	160	15	99
BALLOTS CAST - LIBERTARIAN	268	.26	134	14	120
BALLOTS CAST - PEACE AND FREEDOM	131	.13	81	2	48
BALLOTS CAST - NONPARTISAN	3,937	3.87	661	234	3,042
VOTER TURNOUT - TOTAL		47.57			
VOTER TURNOUT - DEMOCRATIC		59.77			
VOTER TURNOUT - REPUBLICAN		49.34			
VOTER TURNOUT - AMERICAN INDEPENDENT		51.12			
VOTER TURNOUT - GREEN		32.20			
VOTER TURNOUT - LIBERTARIAN		31.90			
VOTER TURNOUT - PEACE AND FREEDOM		14.85			
VOTER TURNOUT - NONPARTISAN		11.96			

	TOTAL VOTES	%	ELECTION DAY MAIL	PRECINCT	VOTE BY MAIL
PRESIDENT OF THE UNITED STATES					
Vote for 1					
MIKE GRAVEL	124	.25	51	12	61
JOHN EDWARDS	3,205	6.38	662	167	2,376
CHRIS DODD	88	.18	28	4	56
HILLARY CLINTON	29,528	58.82	14,612	1,041	13,875
JOE BIDEN	182	.36	56	13	113
BARACK OBAMA	15,956	31.78	8,750	543	6,663
BILL RICHARDSON	319	.64	108	8	203
DENNIS KUCINICH	200	.40	79	15	106
WRITE-IN	598	1.19	205	29	364
Total	50,200		24,551	1,832	23,817
Over Votes	22		9	0	13
Under Votes	1,496		732	59	705

	TOTAL VOTES	%	ELECTION DAY MAIL	PRECINCT	VOTE BY MAIL
PRESIDENT OF THE UNITED STATES					
Vote for 1					
FRED THOMPSON	821	1.99	90	45	686
TOM TANCREDO	44	.11	17	1	26
RUDY GIULIANI	1,474	3.58	203	92	1,179
JOHN H. COX	30	.07	11	3	16
SAM BROWNBACK	22	.05	13	2	7
RON PAUL	1,346	3.27	631	60	655
JOHN McCAIN	16,121	39.12	6,015	813	9,293
MITT ROMNEY	13,277	32.22	6,286	588	6,403
ALAN KEYES	192	.47	62	7	123
MIKE HUCKABEE	7,130	17.30	2,919	268	3,943
DUNCAN HUNTER	98	.24	18	7	73
WRITE-IN	652	1.58	217	34	401
Total	41,207		16,482	1,920	22,805
Over Votes	15		8	1	6
Under Votes	1,509		815	55	639

	TOTAL VOTES	%	ELECTION DAY MAIL	PRECINCT	VOTE BY MAIL
PRESIDENT OF THE UNITED STATES					
Vote for 1					
DIANE BEALL TEMPLIN	245	14.74	123	6	116
DON J. GRUNDMANN	299	17.99	178	8	113
MAD MAX RIEKSE	204	12.27	130	8	66
WRITE-IN.	914	54.99	425	33	456
Total	1,662		856	55	751
Over Votes	1		1	0	0
Under Votes	968		551	33	384

	TOTAL VOTES	%	ELECTION DAY MAIL	PRECINCT	VOTE BY MAIL
PRESIDENT OF THE UNITED STATES					
Vote for 1					
KENT MESPLAY	1	.44	1	0	0
CYNTHIA McKINNEY	29	12.78	16	1	12
JESSE JOHNSON	1	.44	0	0	1
RALPH NADER	112	49.34	67	7	38
JARED BALL	1	.44	0	0	1
ELAINE BROWN	8	3.52	4	1	3
KAT SWIFT	6	2.64	5	0	1
WRITE-IN	69	30.40	33	4	32
Total	227		126	13	88
Over Votes	0		0	0	0
Under Votes	47		34	2	11

TOTAL VOTES % ELECTION DAY MAIL PRECINCT VOTE BY MAIL

PRESIDENT OF THE UNITED STATES

Vote for 1

BARRY HESS	8	4.00	4	0	4
DAVE HOLLIST	5	2.50	3	0	2
ALDEN LINK	5	2.50	1	0	4
DANIEL IMPERATO	3	1.50	2	0	1
CHRISTINE SMITH	33	16.50	18	1	14
GEORGE PHILLIES	4	2.00	2	0	2
ROBERT MILNES	9	4.50	7	0	2
MICHAEL P. JINGOZIAN.	7	3.50	2	2	3
BOB JACKSON.	9	4.50	5	3	1
WAYNE A. ROOT	19	9.50	5	1	13
STEVE KUBBY.	18	9.00	10	0	8
JOHN FINAN	5	2.50	2	0	3
WRITE-IN.	75	37.50	34	2	39
Total	200		95	9	96
Over Votes	0		0	0	0
Under Votes	68		39	5	24

TOTAL VOTES % ELECTION DAY MAIL PRECINCT VOTE BY MAIL

PRESIDENT OF THE UNITED STATES

Vote for 1

STEWART A. ALEXANDER.	2	2.50	1	0	1
CYNTHIA MCKINNEY	7	8.75	4	1	2
BRIAN MOORE.	1	1.25	0	0	1
RALPH NADER.	25	31.25	11	1	13
STANLEY HETZ	3	3.75	2	0	1
GLORIA E. LA RIVA.	9	11.25	6	0	3
JOHN CROCKFORD.	3	3.75	2	0	1
WRITE-IN.	30	37.50	15	0	15
Total	80		41	2	37
Over Votes	1		1	0	0
Under Votes	50		39	0	11

	TOTAL VOTES	%	ELECTION DAY MAIL	PRECINCT	VOTE BY MAIL
PROPOSITION 91					
Vote for 1					
YES	45,746	48.17	19,673	1,947	24,126
NO.	49,212	51.83	22,221	2,014	24,977
Total	94,958		41,894	3,961	49,103
Over Votes	15		13	0	2
Under Votes	6,718		3,134	260	3,324
PROPOSITION 92					
Vote for 1					
YES	42,500	44.00	21,642	1,542	19,316
NO.	54,089	56.00	21,145	2,454	30,490
Total	96,589		42,787	3,996	49,806
Over Votes	23		17	0	6
Under Votes	5,079		2,237	225	2,617
PROPOSITION 93					
Vote for 1					
YES	47,436	48.58	20,557	1,930	24,949
NO.	50,215	51.42	22,556	2,110	25,549
Total	97,651		43,113	4,040	50,498
Over Votes	39		22	2	15
Under Votes	4,001		1,906	179	1,916
PROPOSITION 94					
Vote for 1					
YES	53,453	54.05	23,409	2,208	27,836
NO.	45,439	45.95	20,230	1,911	23,298
Total	98,892		43,639	4,119	51,134
Over Votes	21		10	0	11
Under Votes	2,778		1,392	102	1,284
PROPOSITION 95					
Vote for 1					
YES	53,517	54.13	23,432	2,223	27,862
NO.	45,351	45.87	20,191	1,894	23,266
Total	98,868		43,623	4,117	51,128
Over Votes	23		14	0	9
Under Votes	2,800		1,404	104	1,292
PROPOSITION 96					
Vote for 1					
YES	52,899	53.90	22,947	2,205	27,747
NO.	45,250	46.10	20,134	1,907	23,209
Total	98,149		43,081	4,112	50,956
Over Votes	21		10	0	11
Under Votes	3,521		1,950	109	1,462

	TOTAL VOTES	%	ELECTION DAY MAIL	PRECINCT	VOTE BY MAIL
PROPOSITION 97					
Vote for 1					
YES	52,815	53.89	22,907	2,198	27,710
NO.	45,185	46.11	20,091	1,904	23,190
Total	98,000		42,998	4,102	50,900
Over Votes	7		1	1	5
Under Votes	3,684		2,042	118	1,524
LOCAL MEASURE E					
Vote for 1					
YES	63,121	67.18	26,081	2,537	34,503
NO.	30,838	32.82	14,892	1,433	14,513
Total	93,959		40,973	3,970	49,016
Over Votes	30		17	1	12
Under Votes	7,702		4,051	250	3,401
LOCAL MEASURE L					
Vote for 1					
YES	59,247	63.01	25,768	2,320	31,159
NO.	34,784	36.99	15,283	1,641	17,860
Total	94,031		41,051	3,961	49,019
Over Votes	18		8	1	9
Under Votes	7,642		3,982	259	3,401
LOCAL MEASURE M					
Vote for 1					
YES	31,946	78.29	13,726	156	18,064
NO.	8,861	21.71	4,307	42	4,512
Total	40,807		18,033	198	22,576
Over Votes	5		1	0	4
Under Votes	2,609		1,415	15	1,179
LOCAL MEASURE N					
Vote for 1					
YES	29,037	71.43	12,510	147	16,380
NO.	11,613	28.57	5,340	53	6,220
Total	40,650		17,850	200	22,600
Over Votes	5		4	0	1
Under Votes	2,766		1,595	13	1,158